

State Court Caseload Statistics, 2003

Supplement to Examining the Work of State Courts, 2003

Compiled by Shauna M. Strickland

Court Statistics Project Staff

Brian J. Ostrom
Director, Court Statistics Project

Nicole L. Mott
Research Associate

Fred Cheesman
Senior Research Associate

Richard Y. Schauffler
Director, Research Services

Neal B. Kauder
Consultant, VisualResearch, Inc.

Shauna M. Strickland
Research Analyst

Ann Keith
Research Associate

Brenda G. Otto
Program Specialist

Robert C. LaFountain
Court Management Consultant

**A joint project of the Conference of State Court Administrators,
the Bureau of Justice Statistics,
and the National Center for State Courts' Court Statistics Project.**

Copyright 2004
National Center for State Courts
ISBN 0-89656-234-4

Suggested Citation:
Court Statistics Project, *State Court Caseload Statistics, 2003*
(National Center for State Courts 2004)

This report was developed under Grant 2003-BJ-CX-K103 from the the Bureau of Justice Statistics. Points of view are those of the authors and do not necessarily represent the official position or policies of the Bureau of Justice Statistics.

Conference of State Court Administrators' Court Statistics Committee

Howard P. Schwartz, Chairman, (1992 to present), Judicial Administrator, Kansas
John A. Clarke (1988 to present), Executive Officer/Clerk, Los Angeles Superior Court, California
Hugh M. Collins (1982 to present), Judicial Administrator, Louisiana
Howard W. Conyers (1990 to present), Administrative Director of the Courts, Oklahoma
Theodore Eisenberg (2002 to present), Professor, Cornell Law School, New York
James D. Gingerich (2003 to present), Director, Supreme Court of Arkansas
Donald D. Goodnow (2000 to present), Director, Administrator Office of the Courts, New Hampshire
Gerald A. Marroney (2003 to present), State Court Administrator, Colorado
Judge Aaron Ment (1991 to present), Senior Judge, Supreme Court of Connecticut
William J. O'Brien (1994 to 2003), State Court Administrator, Iowa
John T. Olivier (1991 to present), Clerk, Supreme Court of Louisiana
Joseph C. Steele (1999 to 2003), State Court Administrator, Nebraska
William C. Vickrey (2003 to present), Administrative Director, Administrative Office of the Courts, California
Robert Wessels (1995 to present), Court Manager, County Criminal Courts at Law, Houston, Texas

National Center for State Courts' Board of Directors

Chief Justice Ronald M. George, Chair, Supreme Court of California
Michael L. Buenger, Vice-Chair, State Court Administrator, Missouri
Chief Justice Shirley S. Abrahamson, Chair-Elect, Supreme Court of Wisconsin
Daniel Becker, Vice-Chair Elect, State Court Administrator, Utah
Curtis (Hank) Barnette, Of Counsel, Skadden, Arp, Slate, Meagher & Flom LLP, Washington, DC
Reuben O. Carrerou, Court Administrator, 11th Judicial Circuit, Miami, Florida
Judge Charles Riley Cloud, Norfolk, Virginia
Zelda M. DeBoyes, Court Administrator, Aurora Municipal Court, Aurora, Colorado
Judge Gerald T. Elliott, Division 4, 10th Judicial District of Kansas, Olathe, Kansas
Judge Hilda R. Gage, Court of Appeals, Michigan
Thomas A. Gottschalk, Executive Vice-President and General Counsel, General Motors Corporation, Detroit, Michigan
Chief Judge Judith S. Kaye, Court of Appeals, New York
Judge Elizabeth Keever, 12th Judicial District, Fayetteville, North Carolina
Chief Administrative Judge Jonathan Lippman, New York
Presiding Judge Gary L. Lumpkin, Court of Criminal Appeals, Oklahoma City, Oklahoma
Ruth Walsh McIntyre, Ph.D., Issaquah, Washington
Jack B. Middleton, McLane, Graf, Rauleron, & Middleton, Manchester, New Hampshire
E. Leo Milonas, Pillsbury Winthrop LLP, New York, New York
Lawrence G. Myers, Municipal Court Administrator, Joplin, Missouri
Judge Gayle A. Nachtigal, Circuit Court of Washington County, Hillsboro, Oregon
Charles B. Renfrew, Attorney, San Francisco, California
Chief Justice Randall T. Shepard, Supreme Court of Indiana
Judge Michael S. Spearman, King County Superior Court, Seattle, Washington
Judge Sandra Ann Thompson, Superior Court of Los Angeles County, Torrance, California
Patricia Tobias, Administrative Director of the Courts, Idaho
Roger K. Warren, President, National Center for State Courts, Williamsburg, Virginia

Acknowledgments

The members of the Court Statistics Project (CSP) gratefully acknowledge assistance and guidance from throughout the state court community. Our main debt of gratitude is to the state court administrators, the appellate court clerks, and their staffs who have provided the bulk of the information included in *Examining the Work of State Courts, 2003* and *State Court Caseload Statistics, 2003*. They have been consistently patient and helpful in answering written and telephone inquiries for more data or for explanations of the data provided. We owe a special debt of gratitude to the staff members of the administrative offices of the courts and of the appellate courts who serve as contact persons between their offices and the Court Statistics Project.

The content and design of all products produced by the CSP benefit greatly from the guidance of the 14 members of the Conference of State Court Administrators' Court Statistics Committee. The committee members have given generously of their time, talent, and experience, and their participation has been invaluable to project staff.

The Court Statistics Project is funded through the generous support of the Bureau of Justice Statistics. It should be noted that the points of view stated in *Examining the Work of State Courts, 2003* and *State Court Caseload Statistics, 2003* are those of the authors and do not necessarily represent the policies of that agency. However, the authors wish to acknowledge the guidance and support provided by Thomas Cohen, the project monitor at the Bureau of Justice Statistics.

Responsibility for the information and the analysis reported in this document rests fully with the Court Statistics Project staff. The more general responsibility for developing the CSP products and promoting improvements to court statistics is shared with the National Center for State Courts' management and the COSCA Court Statistics Committee.

Preface

The Court Statistics Project makes information available in three distinct formats that we believe best serve the needs of the project's constituents. *State Court Caseload Statistics, 2003* is designed to provide specific information about particular court systems. This volume offers all interested parties high-quality, baseline information on state court structure, jurisdiction, reporting practices, and caseload volume and trends. The information assembled in this product will be especially helpful to people interested in doing their own cross-state comparisons or in examining the implications of caseload volume on the work and resource needs of specific state courts. For those wishing to brush up on the uses of these data, the Introduction provides an overview of applications, ingredients, and interpretation of state court caseload statistics. This information is also available through the Inter-University Consortium or to anyone who requests a copy of the publication from the Court Statistics Project.

A second publication, *Examining the Work of State Courts, 2003*, provides a readable overview, with easy-to-understand graphics and tables, of current state court activity and trends. The goal of this work is to provide a comprehensive yet nontechnical presentation of the demands currently being placed on state courts and the evolution of caseloads over time. Judges, policymakers, and practitioners will find this document useful for a range of planning and research needs, as well as for gaining a greater appreciation for the business of state courts.

Finally, the *State Court Organization* series provides an exhaustive compilation of information on state court structure and operations. The latest volume, the fourth in the series, complements, and extends the information on court jurisdiction and reporting practices provided here. The newest edition covers most of the topics included in the 1993 edition, but also covers new topics as well. Notable additions are tables on court automation, specialized courts, the administrative authority of presiding trial court judges, and the processing of domestic violence cases. A table of contents for *State Court Organization, 1998* is reprinted at the back of this volume.

Introduction

Using State Court Caseload Statistics

This introduction provides an overview of the uses, ingredients, and interpretation of state court caseload statistics. This examination is offered at a time of significant improvements in the quality of court statistics in general and in the comparability of those statistics across the states in particular. To help realize the potential of caseload statistics, this document considers three main questions: Why are caseload statistics useful? What are their ingredients? How can they address practical problems?

This is not a “technical” document. Although it is assumed that the reader has an interest in what courts are doing, there is no expectation of statistical expertise. Moreover, virtually all courts and states currently possess the information required to use caseload statistics. A count of the number of cases filed and disposed by month, quarter, or year is all that is needed to get started. Part of the message, however, is that with a small additional investment in effort, the potential exists to appreciably enhance a court’s capacity to identify and solve emerging problems and to present the case for the court system’s achievements and resource needs authoritatively.

Why Are Caseload Statistics Useful?

Argued in abstract, caseload statistics are important because they are analogous to the financial information business firms use to organize their operations. Because a court case is the one common unit of measurement available to all court managers, caseload statistics are the single best way to describe what courts are doing currently and to predict what they will do.

The pragmatic justification for caseload statistics is more compelling. Few would argue that the state courts are currently funded at a generous level. State budget offices routinely cast a cold eye on requests for additional judgeships, court support staff, or court facilities. Because the executive and legislative branches of the government are sophisticated producers and consumers of statistics, comparable expertise is needed by the judicial branch. Skillfully deployed caseload statistics provide powerful evidence for justifying claims to needed resources.

In response to perceived difficulties in using caseload statistics, it must be noted that they are simply counts of court activity. They are not inherently complex or obscure. The day-to-day activities of most court systems can generate the basic information that translates into caseload statistics. No extraordinary effort is required.

Like other statistics, however, caseload statistics are susceptible to twists and turns that can mislead or distort. Those twists and turns become particularly troublesome when comparisons are made across courts in any one state or among states. Yet, valid comparisons are potentially powerful tools for managing a court system, for determining and justifying the need for additional resources, and for planning.

*For the rational study of the law the blackletter man may be the man of the present, but the man of the future is the man of statistics and the master of economics.*¹

¹ Oliver Wendell Holmes, Jr., "The Path of the Law," *Harvard Law Review* 10 (1897), 457, 469.

Frequent reference is made throughout this report to a model approach for collecting and using caseload information.² The Conference of State Court Administrators (COSCA) and the National Center for State Courts (NCSC) jointly developed that approach over the last 27 years. The key to the approach is comparison: comparison among states and comparison over time. The COSCA/NCSC approach makes comparison possible, although at times it highlights some aspects that remain problematic when building a comprehensive statistical profile of the work of state appellate and trial courts nationally.

What Are the Ingredients of Caseload Statistics?

Five types of information are required for efficient caseload statistics:

(1) counts of pending, filed, and disposed cases; (2) the method by which the count is taken (i.e., the unit of count that constitutes a case and the point at which the count is taken); (3) the composition of the counting categories (the specific types of cases that are included); (4) court structure and jurisdiction to decide cases; and (5) statistical adjustments that enhance the comparability and usefulness of case counts.

Counts are taken of the number of cases that are pending at the start of a reporting period, the number of cases filed during the period, the number of cases disposed during the period, and the number of cases left pending at the end of the period. Counts of caseloads are typically organized according to the major types of cases (civil, domestic relations, criminal, juvenile, traffic/other ordinance violations). However, there is still only limited uniformity among the states in the degree of detail or the specific case categories used despite the direction offered by the *State Court Guide to Statistical Reporting*.

Methods for taking counts vary. The greatest variation occurs in what, precisely, a court counts as a case. Some courts actually count the number of a particular kind of document, such as an indictment in a criminal case. There is also variation in the point in the litigation process when the count is taken. For example, some appellate courts count cases when the notice of appeal is filed, others when the trial court record is filed, and still others when both the trial record and briefs are filed with the court.

Composition refers to the construction of caseload reporting categories that contain similar types of cases for which counts are taken of pending, filed, or disposed cases. Once a standard is defined for the types of cases that belong in a category, it becomes possible to compare court caseloads. The standard adopted by the Court Statistics Project is defined in the *State Court Guide to Statistical Reporting*.

A count can be complete, meaning that it includes all of the types of cases in the definition; incomplete in that it omits some case types that should be included; overinclusive in that it includes some case types that should not be included; or both incomplete and overinclusive. For instance, the model approach treats an accusation of driving while intoxicated (DWI/DUI) as part of a court's criminal caseload. If a state includes such offenses with traffic cases rather than criminal cases, the criminal caseload statistics will be incomplete and the traffic caseload statistics will be overinclusive.

² The current status of that approach is elaborated in the *State Court Guide to Statistical Reporting, 2003*.

Court structure and jurisdiction to decide cases indicate whether a court includes all of the relevant cases for a given locality or state. Two or more courts in a jurisdiction may share the authority to decide a particular type of case. Thus, in many states, both a court of general jurisdiction and a court of limited jurisdiction may hear misdemeanor cases. Similarly, complaints in torts or contracts below a set maximum dollar amount can often be filed in either court.

In some courts, jurisdiction is restricted to specific proceedings. An example is a preliminary hearing in a lower court to determine whether a defendant should be bound over for trial in the court of general jurisdiction.

Information on court structure and jurisdiction is therefore essential to the use of any state's caseload statistics. Each state has established various levels and types of courts. The lack of uniformity in court structure and jurisdiction even extends to the names given to the courts of various levels. The supreme court in most states is the court of last resort, the appellate court with final jurisdiction over all appeals within the state. In New York, however, the title supreme court denotes the main general jurisdiction trial court. A knowledge of court structure and jurisdiction is necessary before one can determine whether like is being compared to like.

Adjustments help make counts of cases more interpretable. Case filings per 100,000 population provide a standard measure of caseload levels that adjusts for differences in population among the states. The number of case dispositions as a percentage of case filings in a given time period offers a clearance rate, a summary measure of whether a court or state is keeping up with its incoming caseload. The number of case filings or case dispositions per judge is a useful expression of the workload confronting a court.

Such simple adjustments transform counts of cases into comparable measures of court activity. It is also possible to make adjustments to counts of cases to estimate the impact of missing information or to make allowances for differences in methods of count used by state courts. Other calculations reveal important aspects of court activity. For example, the percentage of petitions granted by an appellate court indicates how many cases will be heard on the merits, which require briefing and oral arguments or other steps that create substantial demands on court time and resources.

How Should Caseload Statistics Be Used to Solve Problems?

Caseload statistics can form a response to certain types of problems that courts face. One set of problems relates to the volume of cases that a court must hear and to the composition of that caseload. Drug cases offer an example. Have drug filings risen more rapidly than other types of criminal cases? Are drug cases more likely to be disposed at trial than other felonies? Do they take longer to resolve in the trial court? How common is it for drug cases to be appealed? How does the trend in drug filings in one section of the country compare with trends in other regions?

A related set of problems revolves around the adequacy of court resources. How many cases are typically handled by a judge in the state courts? As caseloads continue to rise, have judicial resources kept pace? Is the provision of judicial support staff in one state adequate when compared to the staff in another state with comparable filings or dispositions per judge?

A third set of problems relates to the pace of litigation. Are more new cases being filed annually than the court is disposing during the year, thus increasing the size of the pending caseload? How long do cases take to be resolved in the trial court? In the appellate court? What proportion of cases are disposed of within the court's or American Bar Association's time standards?

The model approach developed by COSCA and the NCSC answers such questions. Virtually all states, as well as many individual trial courts, publish their caseload statistics in annual reports. Yet the diverse methods that states employ to collect information on caseloads restrict the usefulness of the resulting information. It may seem as if courts in one state use the mark, others the yen, and still others the dollar. This approach looks at how caseload information can be organized nationally to address problems facing state court systems and individual courts.

Comparability

The caseload statistics from each state are collated into a coherent, comprehensive summary of all state court activity and published annually by the Court Statistics Project. The report contains tables, charts, and figures that are often lengthy and crowded with symbols and explanatory matter. This does not negate the underlying simplicity or usefulness of caseload statistics as counts of court activity.

The available statistics reflect the varied responses individual trial courts and states have made to practical problems such as what constitutes a case, whether to count a reopened case as a new filing, and whether a preliminary hearing binding a defendant over to a court of general jurisdiction is a case or merely an event equivalent to a motion.

Comparability is a more substantial issue than completeness. Seven reporting categories are used by the Court Statistics Project. Appellate caseloads are divided into mandatory and discretionary cases. Trial court caseloads are divided into criminal, civil, domestic relations, juvenile, and traffic/other ordinance violation cases. Abbreviated definitions of these categories appear below.

APPELLATE COURT

mandatory case: appeals of right that the court must hear and decide on the merits

discretionary case: petitions requesting court review that, if granted, will result in the case being heard and decided on its merits

TRIAL COURT

civil case: requests for an enforcement or protection of a right or the redress or prevention of a wrong (specific types of cases include tort, contract, real property rights, small claims, mental health, estate, and civil appeals)

domestic relations: cases involving actions between family members (or others considered to be involved in a domestic relationship) such as adoption, divorce, custody, paternity, and support

criminal case: charges of a state law violation

juvenile petition: cases processed through the special procedures that a state established to handle matters relating to individuals defined as juvenile

traffic/other ordinance violation: charges that a traffic ordinance or city, town, or village ordinance was violated

These categories represent the lowest common denominator: what one can reasonably expect most states to provide.

The advent of automated information systems means that states increasingly collect more detailed information, distinguishing tort cases from other civil filings and personal injury cases from other tort filings. Similarly, some states distinguish between various types of felonies and misdemeanors within their criminal caseloads, including the separation of drug cases from others.

Another aspect of comparability is whether the caseload count from a particular court includes all the relevant cases for a given locality or state. In some states, one court may have complete jurisdiction over a particular type of case, while in others the jurisdiction is shared between two or more courts. For example, to get a complete count of discretionary filings at the appellate level, one may have to check the count only in the court of last resort (COLR) (states without an intermediate appellate court [IAC] or states where the IAC has only mandatory jurisdiction), or it may be necessary to examine both the COLR and the IAC (states that allocate discretionary jurisdiction to both the COLR and IAC). Therefore, when making comparisons with state court caseload statistics, one must have an awareness of the variation in court structure and jurisdiction.

The court structure charts summarize, in one-page diagrams, the key features of each state's court organization. The format meets two objectives: (1) it is comprehensive, indicating all court systems in the state and their interrelationship, and (2) it describes the jurisdiction of the court systems using a comparable set of terminology and symbols. The court structure charts employ the common terminology developed by the NCSC Court Statistics Project for reporting court statistics.

The charts identify all of the state courts in operation during the year and describe each court system's geographic and subject matter jurisdiction. The

charts also provide basic descriptive information, such as the number of authorized judicial posts and whether funding is primarily local or state. Routes of appeal are indicated by lines, with an arrow showing which court receives the appeal or petition.

Conclusion

Caseload statistics are less complex and more practical than often imagined. By following relatively simple steps, courts, state court administrative offices, trial court administrative offices, trial court administrators, and others can more effectively use the statistics that they currently produce. A useful point of reference when considering an upgrade to the quality and quantity of information currently being collected is the *State Court Guide to Statistical Reporting*.

The flexibility and power of automated record systems mean that the information compiled nationally to describe state court caseloads is becoming more comparable year by year. Caseload data available in the new millenium will be significantly more comparable across the states than what has been published in the past. Differences among states in the criminal and juvenile unit of count will continue to make comparisons tentative for those cases. Still, those differences do not affect comparisons of clearance rates or of trends.

What can be done to realize the potential that caseload statistics offer for planning and policymaking? There are three priorities. First, reliable statistics on the size of the active pending caseload are needed. Unless courts routinely review their records to identify inactive cases, an accurate picture of their backlogs is not possible. Second, information on the number of cases that reach key stages in the adjudication process would be an important addition. How many “trial notes of issue” are filed in civil cases? In what proportion of civil cases is no answer ever filed by the defendant? Third, revisions to court record systems should consider the feasibility of including information on the workload burden being imposed on the court through pretrial conferences, hearings, and trial settings.

Accurate and comprehensive statistics are ultimately important because they form part of the currency when public policy is debated and decided in a “fact-minded culture.” Those organizations and interests that master the statistics that describe their work and output are at an advantage in the competition for scarce public resources. The Court Statistics Project offers the state court community a resource for both examining itself and representing its case to the larger commonwealth.

Contents

v	Acknowledgments
vii	Preface
ix	Introduction
ix	Using State Court Caseload Statistics
ix	Why Are Caseload Statistics Useful?
x	What Are the Ingredients of Caseload Statistics?
xi	How Should Caseload Statistics Be Used to Solve Problems?
xii	Comparability
xiv	Conclusion
1	State Court Structure Charts
3	Understanding the Court Structure Charts
3	Appellate Courts
4	Trial Courts
5	Symbols and Abbreviations
61	Jurisdiction and State Court Reporting Practices
63	Figure A: Reporting Periods for All State Courts, 2002
66	Figure B: Methods of Counting Cases in State Appellate Courts, 2002
72	Figure C: Dollar Amount Jurisdiction for Original Tort, Contract, Real Property Rights and Small Claims Filings in State Trial Courts, 2002
78	Figure D: Criminal Case Unit of Count Used by State Trial Courts, 2002
84	Figure E: Juvenile Unit of Count Used in State Trial Courts, 2002
89	Figure F: State Trial Courts with Incidental Appellate Jurisdiction, 2002
95	Figure G: Number of Authorized Judges/Justices in State Courts, 2002
97	Figure H: Method of Counting Civil Cases in State Trial Courts, 2002
103	State Court Caseload Tables
105	Table 1: Reported National Caseload for State Appellate Courts, 2002. Mandatory jurisdiction cases and discretionary jurisdiction petitions in courts of last resort and intermediate appellate courts.
106	Table 2: Reported Total Caseload for All State Appellate Courts, 2002. Total mandatory cases, total discretionary petitions, and total discretionary petitions granted that are filed and disposed. The number of filed-per-judge figures for both the sum of mandatory cases and discretionary petitions, and the sum of mandatory cases and discretionary petitions granted. Court type and the point at which cases are counted.
117	Table 3: Selected Caseload and Processing Measures for Mandatory Cases in State Appellate Courts, 2002. Court type. Filed and disposed cases. Disposed as a percent of filed. Number of judges. Filed per judge. Filed per 100,000 total population.
122	Table 4: Selected Caseload and Processing Measures for Discretionary Petitions in State Appellate Courts, 2002. Court type. Filed and disposed cases. Disposed as a percent of filed. Number of judges. Filed per judge. Filed per 100,000 total population.

127	Table 5:	Selected Caseload and Processing Measures for Discretionary Petitions Granted in State Appellate Courts, 2002. Court type. Filed, filed granted, and granted disposed cases. Granted as a percent of filed. Disposed as a percent of granted. Number of judges. Filed granted per judge.
132	Table 6:	Opinions Reported by State Appellate Courts, 2002. Opinion unit of count. Composition of opinion count. Signed opinions. Number of justices/judges. Number of opinions/judge. Number of lawyer support personnel.
137	Table 7:	Reported National Civil and Criminal Caseloads for State Trial Courts, 2002. Civil and criminal cases in general jurisdiction and limited jurisdiction courts.
139	Table 8:	Reported Grand Total State Trial Court Caseload, 2002. Jurisdiction, parking, criminal unit of count, and support/custody codes. Case filings and dispositions. Dispositions as a percentage of filings. Filings per 100,000 total population.
147	Table 9:	Reported Total State Trial Court Civil Caseload, 2002. Jurisdiction, support/custody codes. Case filings and dispositions. Dispositions as a percentage of filings. Filings per 100,000 total population.
155	Table 10:	Reported Total State Trial Court Criminal Caseload, 2002. Jurisdiction, criminal unit of count, and point of filing codes. Case filings and dispositions. Dispositions as a percentage of filings. Filings per 100,000 adult population.
162	Table 11:	Reported Total State Trial Court Traffic/Other Violation Caseload, 2002. Jurisdiction, parking codes. Case filings and dispositions. Dispositions as a percentage of filings. Filings per 100,000 total population.
168	Table 12:	Reported Total State Trial Court Juvenile Caseload, 2002. Jurisdiction, point of filing codes. Case filings and dispositions. Dispositions as a percentage of filings. Filings per 100,000 juvenile population.
172	Table 13:	Mandatory Caseload in State Appellate Courts, 1993-2002. Case filings and dispositions, 1993-2002.
182	Table 14:	Discretionary Petitions in State Appellate Courts, 1993-2002. Case filings and dispositions, 1993-2002.
190	Table 15:	Felony Caseload in State Trial Courts of General Jurisdiction, 1993-2002. Case filings, 1993-2002.
194	Table 16:	Tort Caseload in State Trial Courts of General Jurisdiction, 1993-2002. Case filings, 1993-2002.

197	Appendix 1. Methodology
199	Court Statistics Project: Goals and Organization
199	Evolution of the Court Statistics Project
200	Sources of Data
201	Data Collection Procedures
202	Ongoing Data Collection
203	Supplementary Data Collection
204	Completeness
204	Comparability
205	Footnotes
206	Variations in Reporting Periods
206	Final Note
207	Appendix 2. Sources of 2002 State Court Caseload Statistics
213	Appendix 3. State Populations
215	Resident Population, 2002
217	Total State Population for Trend Tables, 1993-2002

State Court Structure Charts

Contents

[Understanding the Court Structure Charts](#)

[Prototype](#)

[Alabama](#)

[Alaska](#)

[Arizona](#)

[Arkansas](#)

[California](#)

[Colorado](#)

[Connecticut](#)

[Delaware](#)

[District of Columbia](#)

[Florida](#)

[Georgia](#)

[Hawaii](#)

[Idaho](#)

[Illinois](#)

[Indiana](#)

[Iowa](#)

[Kansas](#)

[Kentucky](#)

[Louisiana](#)

[Maine](#)

[Maryland](#)

[Massachusetts](#)

[Michigan](#)

[Minnesota to Wyoming](#)

Understanding the Court Structure Charts

The court structure charts summarize in one-page diagrams the key features of each state's court organization. The format meets two objectives: (1) it is comprehensive, indicating all court systems in the state and their interrelationship, and (2) it describes the jurisdiction of the court systems, using a standard set of terminology and symbols. The court structure charts employ the common terminology developed by the National Center for State Courts' Court Statistics Project for reporting caseload statistics.

The first chart is a prototype. It represents a state court organization in which there is one of each of the four court system levels recognized by the Court Statistics Project: courts of last resort, intermediate appellate courts, general jurisdiction trial courts, and limited jurisdiction trial courts. Routes of appeal from one court to another are indicated by lines, with an arrow showing which court receives the appeal or petition.

The charts also provide basic descriptive information, such as the number of authorized justices, judges, and magistrates (or other judicial officers). Each court system's subject matter jurisdiction is indicated using the Court Statistics Project case types. Information is also provided on the use of districts, circuits, or divisions in organizing the courts within the system and the number of courts.

The case types, which define a court system's subject matter jurisdiction, require the most explanation.

Appellate Courts

[Table of Contents](#)

The rectangle representing each appellate court contains information on the number of authorized justices; the number of geographic divisions, if any; whether court decisions are made en banc, in panels, or both; and the Court Statistics Project case types that are heard by the court. The case types are shown separately for mandatory and discretionary cases. The case types themselves are defined in other Court Statistics Project publications, specifically the *State Court Guide to Statistical Reporting, 2003*.

An appellate court can have both mandatory and discretionary jurisdiction over the same Court Statistics Project case type. This arises, in part, because the Court Statistics Project case types are defined broadly to be applicable to every state's courts. There are, for example, only two appellate Court Statistics Project case types for criminal appeals: capital and noncapital. A court may have mandatory jurisdiction over felony cases, but discretionary jurisdiction over misdemeanors. The list of case types would include "criminal" for both

mandatory and discretionary jurisdiction. The duplication of a case type under both headings can also occur if appeals from one lower court for that case type are mandatory while appeals from another lower court are discretionary. Also, statutory provisions or court rules in some states automatically convert a mandatory appeal into a discretionary petition—for example, when an appeal is not filed within a specified time limit. A more comprehensive description of each appellate court’s subject matter jurisdiction can be found in *Appellate Court Procedures, 1998*.

Trial Courts

[Table of Contents](#)

The rectangle representing each trial court also lists the applicable Court Statistics Project case types. These include civil, , domestic relations, criminal, traffic/other violation, and juvenile. If a case type is simply listed, the court system shares jurisdiction over it with other courts. The presence of exclusive jurisdiction is always explicitly stated.

The absence of a case type from a list means that the court does not have that subject matter jurisdiction. The dollar amount jurisdiction is shown when there is an upper or a lower limit to the cases that can be filed in a court. A dollar limit is not listed if a court does not have a minimum or maximum dollar amount jurisdiction for general civil cases. In criminal cases, jurisdiction is distinguished between “felony,” which means the court can try a felony case to verdict and sentencing, and “preliminary hearings,” which applies to those limited jurisdiction courts that can conduct preliminary hearings that bind a defendant over for trial in a higher court.

Trial courts can have what is termed incidental appellate jurisdiction. The presence of such jurisdiction over the decisions of other courts is noted in the list of case types as either “civil appeals,” “criminal appeals,” or “administrative agency appeals.” A trial court that hears appeals directly from an administrative agency has an “A” in the upper-right corner of the rectangle.

For each trial court, the chart states the authorized number of judges and whether the court can impanel a jury. The rectangle representing the court also indicates the number of districts, divisions, or circuits into which the court system is divided. These subdivisions are stated using the court system’s own terminology. The descriptions, therefore, are not standardized across states or court systems.

Some trial courts are totally funded from local sources; others receive some form of state funds. Locally funded court systems are drawn with broken lines. A solid line indicates that some or all of the funding is derived from state funds.

Symbols and Abbreviations

[Table of Contents](#)

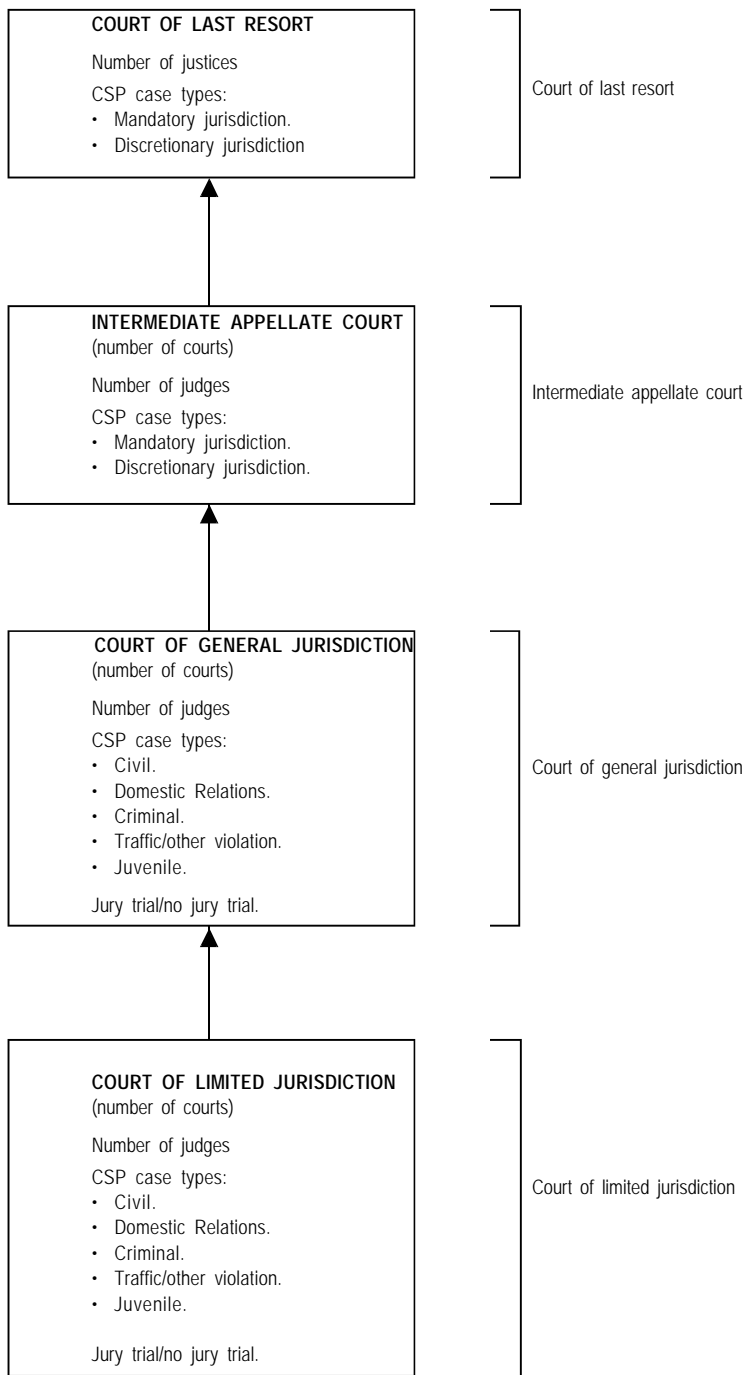
An “A” in the upper-right corner of a rectangle, representing either an appellate court or a trial court, indicates that the court receives appeals directly from the decision of an administrative agency. If “administrative agency appeals” is listed as a case type, the court hears appeals from decisions of another court on an administrative agency’s actions. It is possible for a court to have both an “A” designation and to have “administrative agency appeals” listed as a case type. Such a court hears appeals directly from an administrative agency (“A”) and has appellate jurisdiction over the decision of a lower court that has already reviewed the decision of the administrative agency.

The number of justices or judges is sometimes stated as “FTE.” This represents “full-time equivalent” authorized judicial positions. “DWI/DUI” stands for “driving while intoxicated/driving under the influence.” The “SC” abbreviation stands for “small claims.” The dollar amount jurisdiction for civil cases is indicated in parentheses with a dollar sign. Where the small claims dollar amount jurisdiction is different, it is noted.

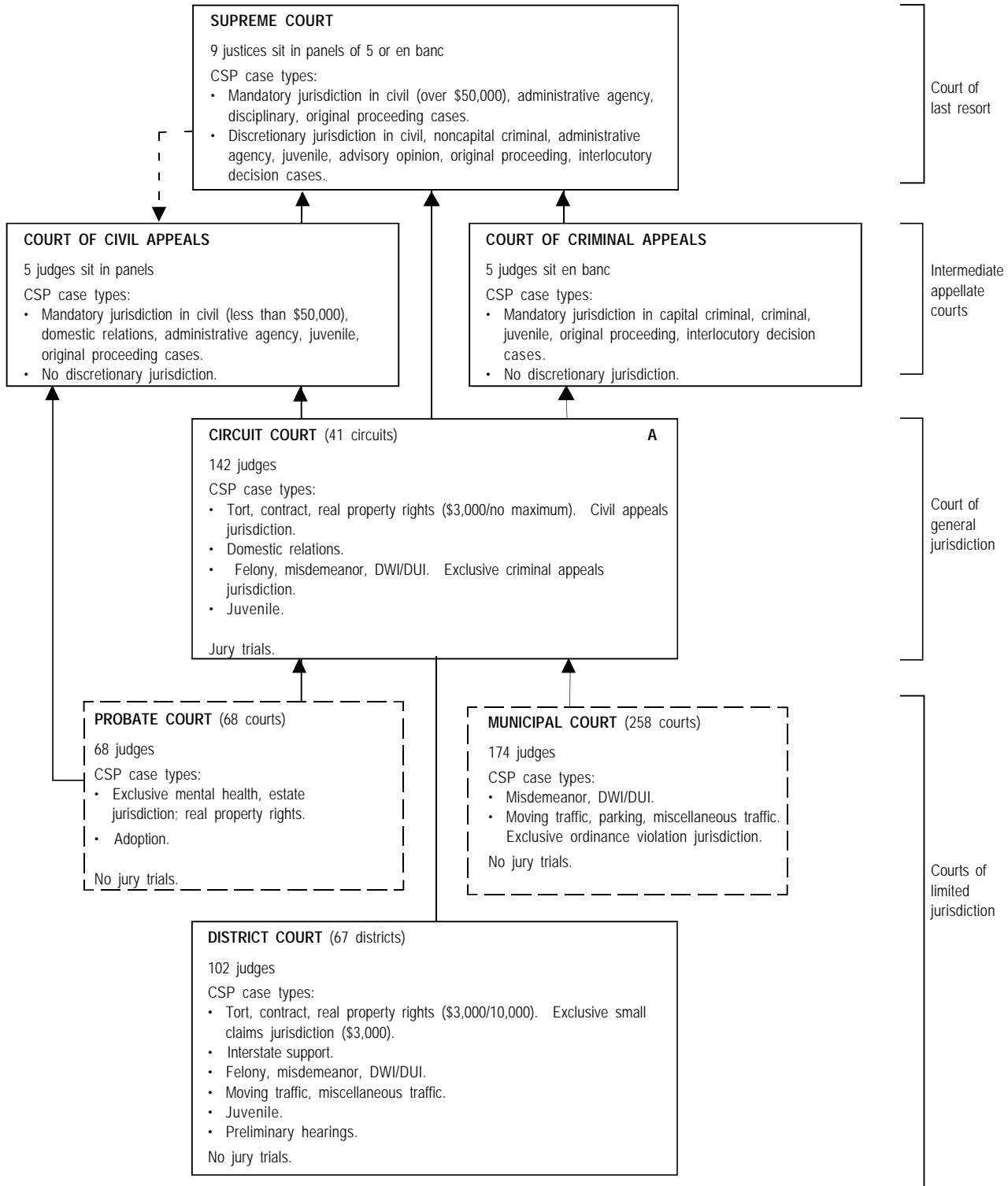
The court structure charts are convenient summaries. They do not substitute for the detailed descriptive material contained in the tables of *State Court Organization, 1998*. Moreover, they are based on the Court Statistics Project’s terminology and categories. This means that a state may have established courts that are not included in these charts. Some states have courts of special jurisdiction to receive complaints on matters that are more typically directed to administrative boards and agencies. Since these courts adjudicate matters that do not fall within the Court Statistics Project case types, they are not included in the charts. The existence of such courts, however, is recognized in a footnote to the state’s court structure chart.

STATE COURT STRUCTURE PROTOTYPE, 2002

[Table of Contents](#)



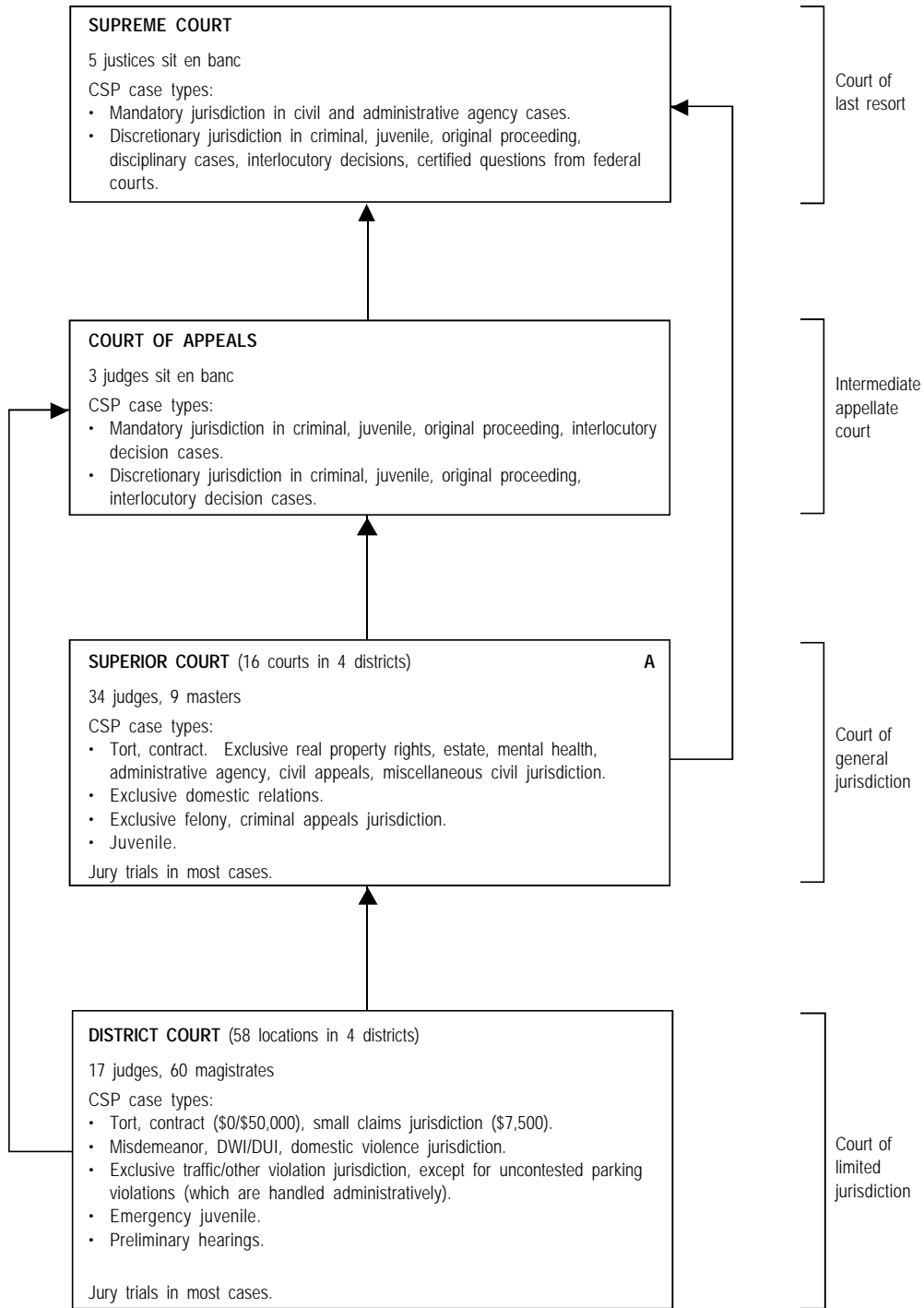
ALABAMA COURT STRUCTURE, 2002



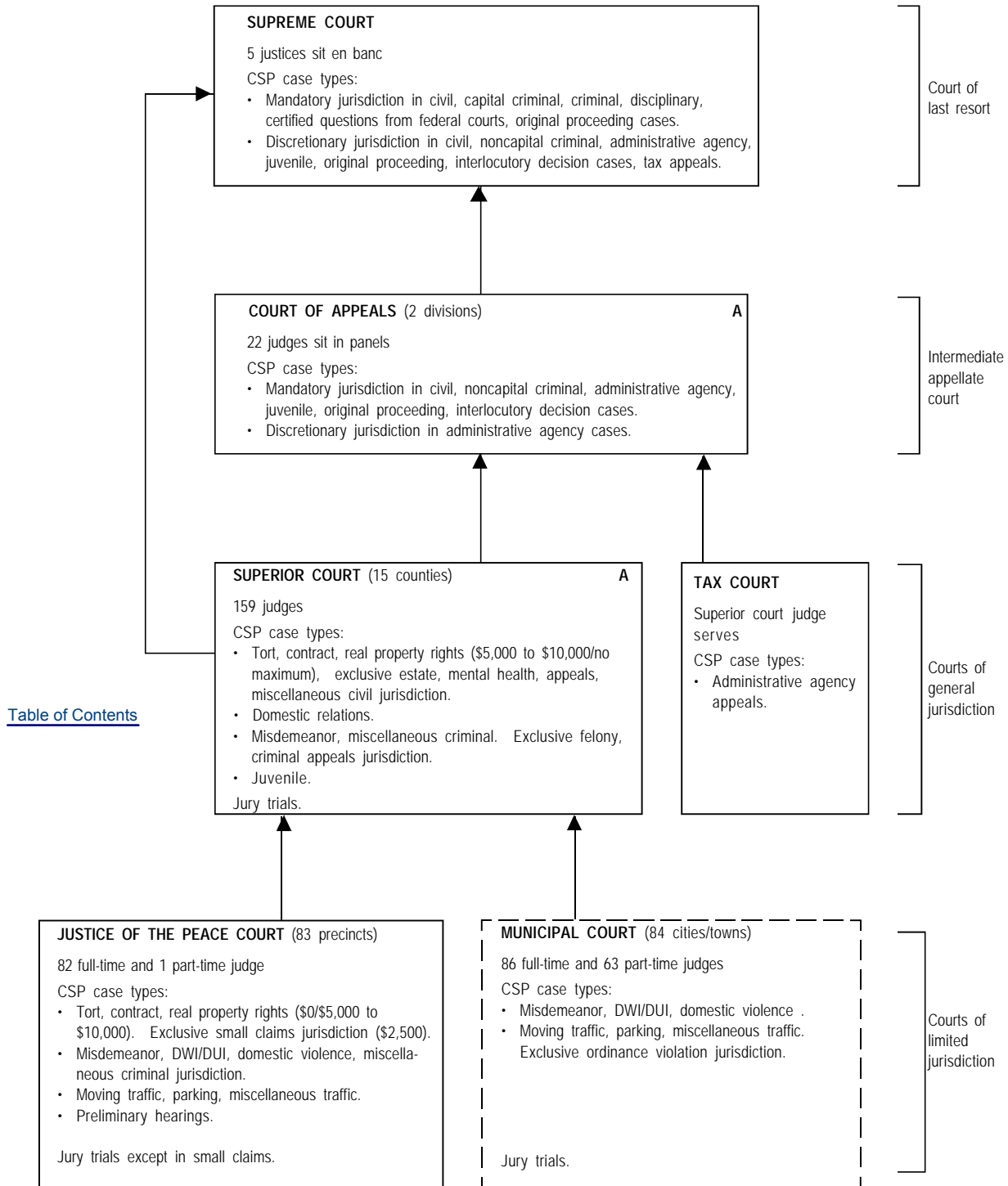
- - - Indicates assignment of cases.

[Table of Contents](#)

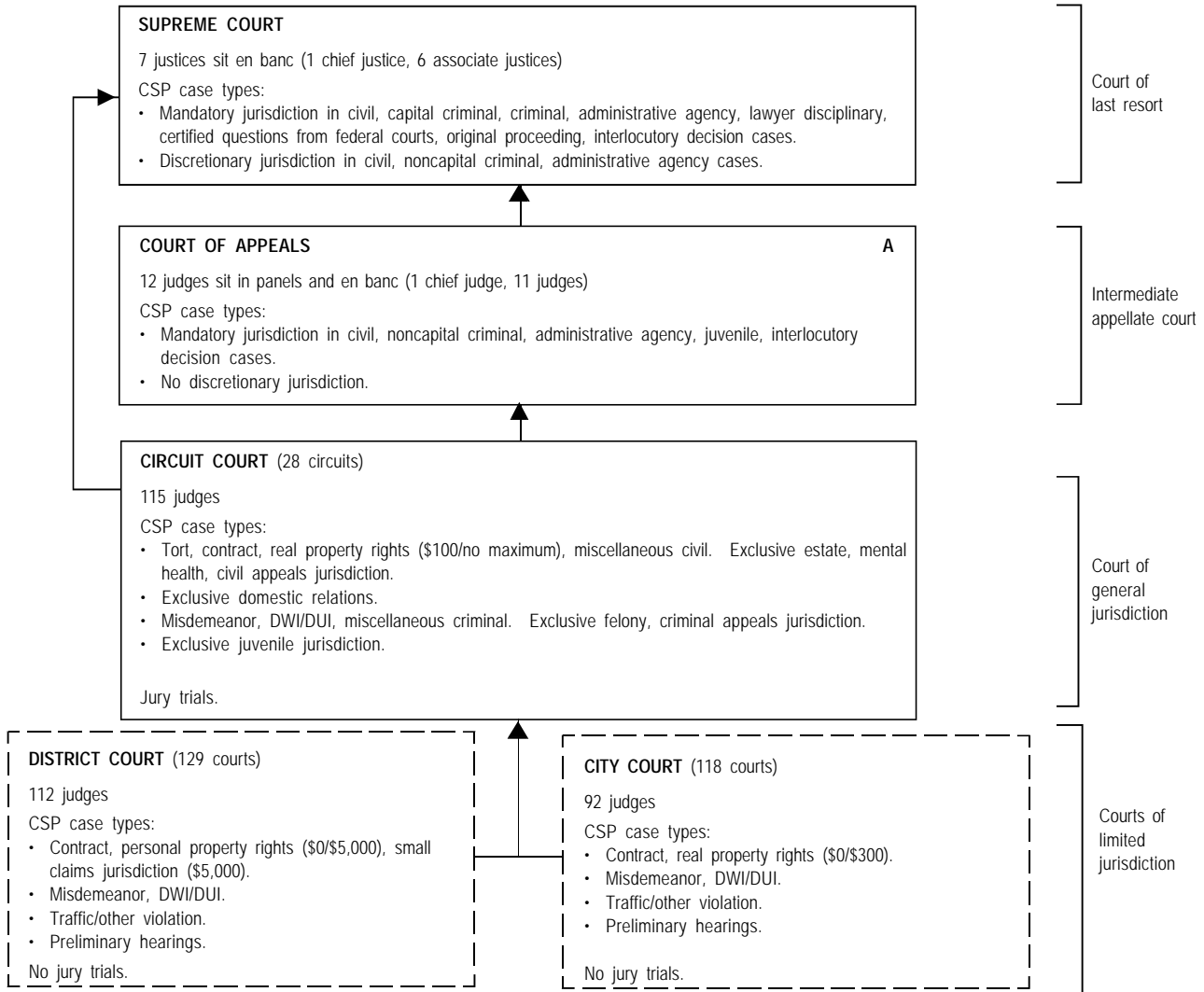
ALASKA COURT STRUCTURE, 2002



ARIZONA COURT STRUCTURE, 2002



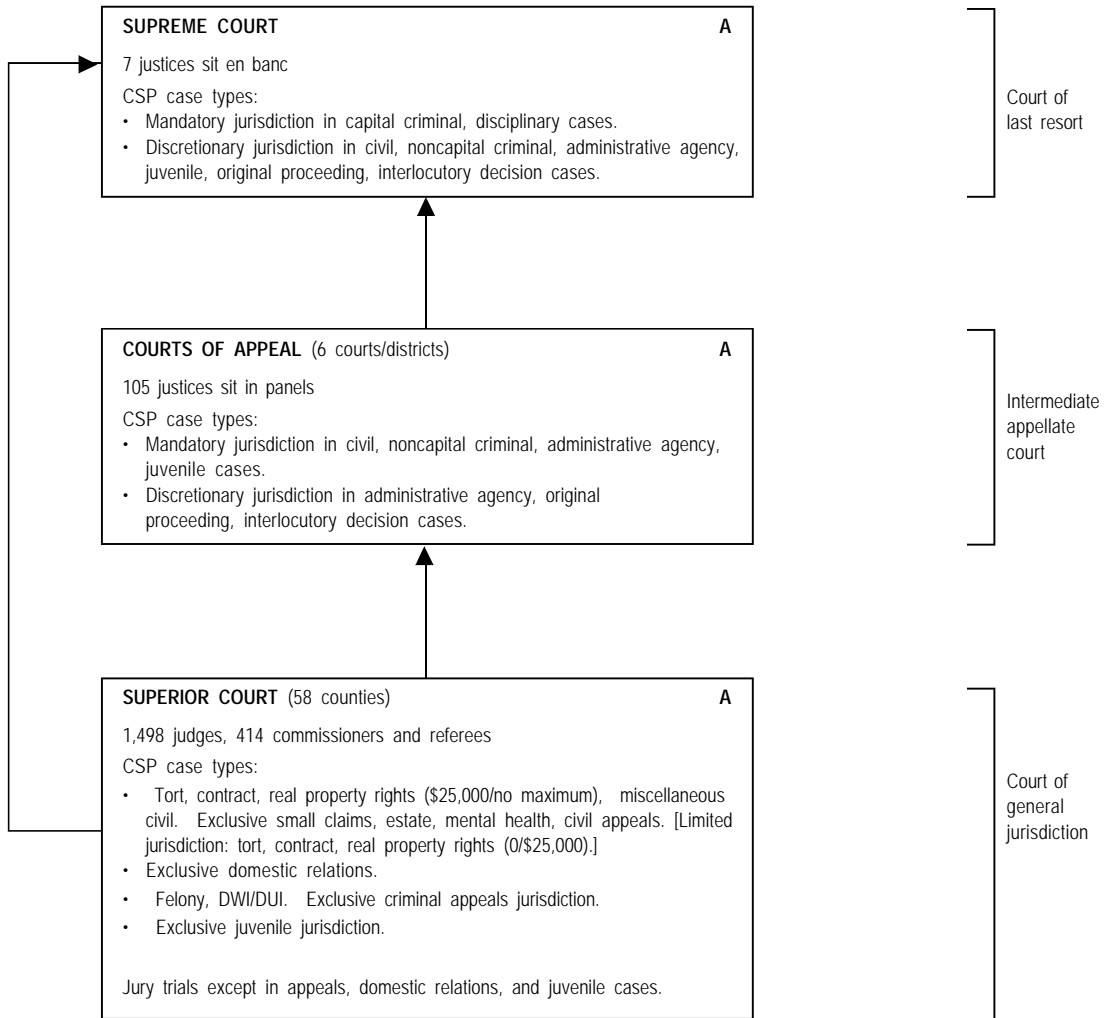
ARKANSAS COURT STRUCTURE, 2002



[Table of Contents](#)

Note: In 2001, Arkansas combined the Chancery and Probate Court with the Circuit Court and reduced the number of limited jurisdiction courts from six to two by combining the County, Police, Common Pleas, and Justice of the Peace Courts into the Municipal Court which was renamed and is now the District Court.

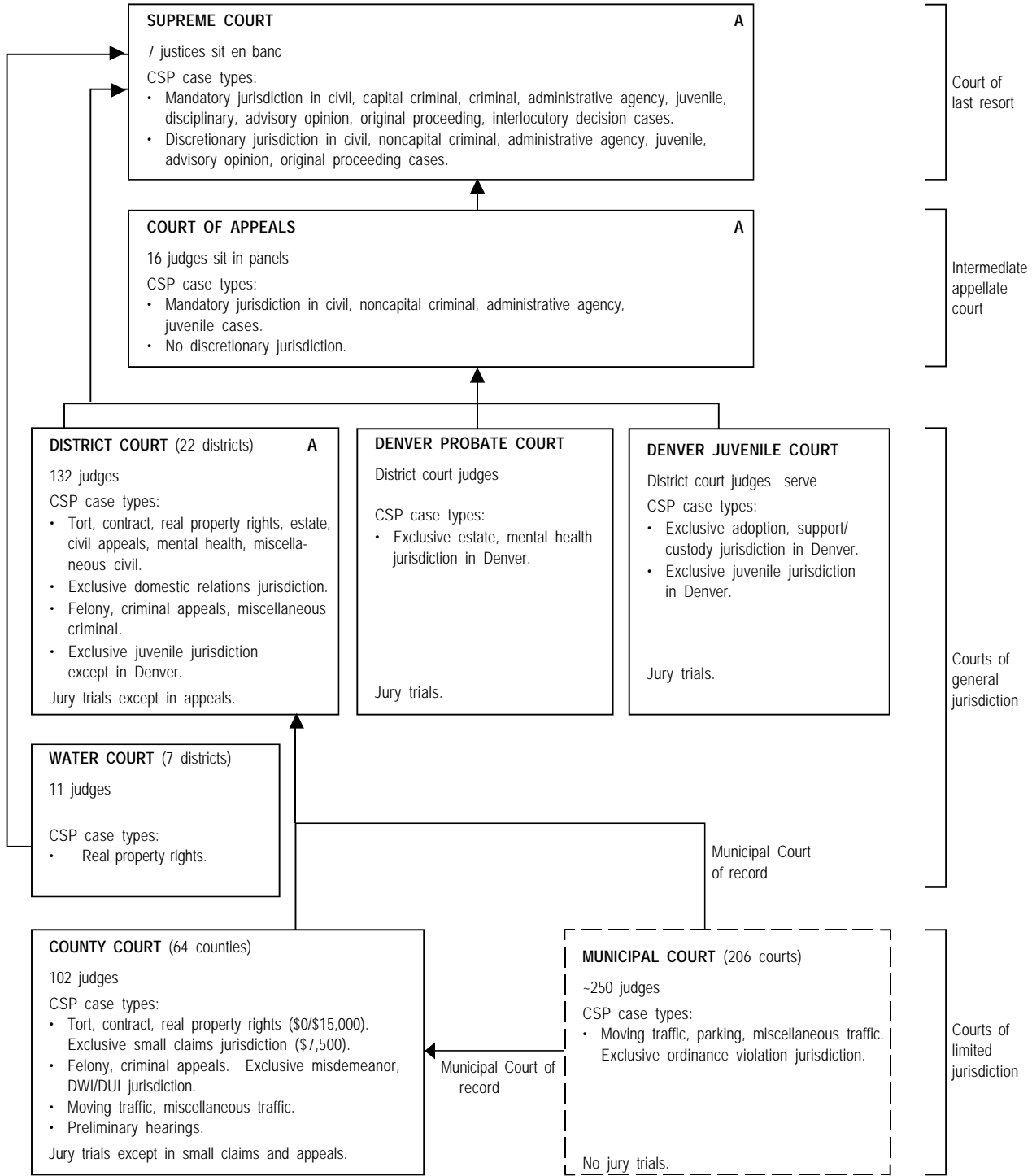
CALIFORNIA COURT STRUCTURE, 2002



[Table of Contents](#)

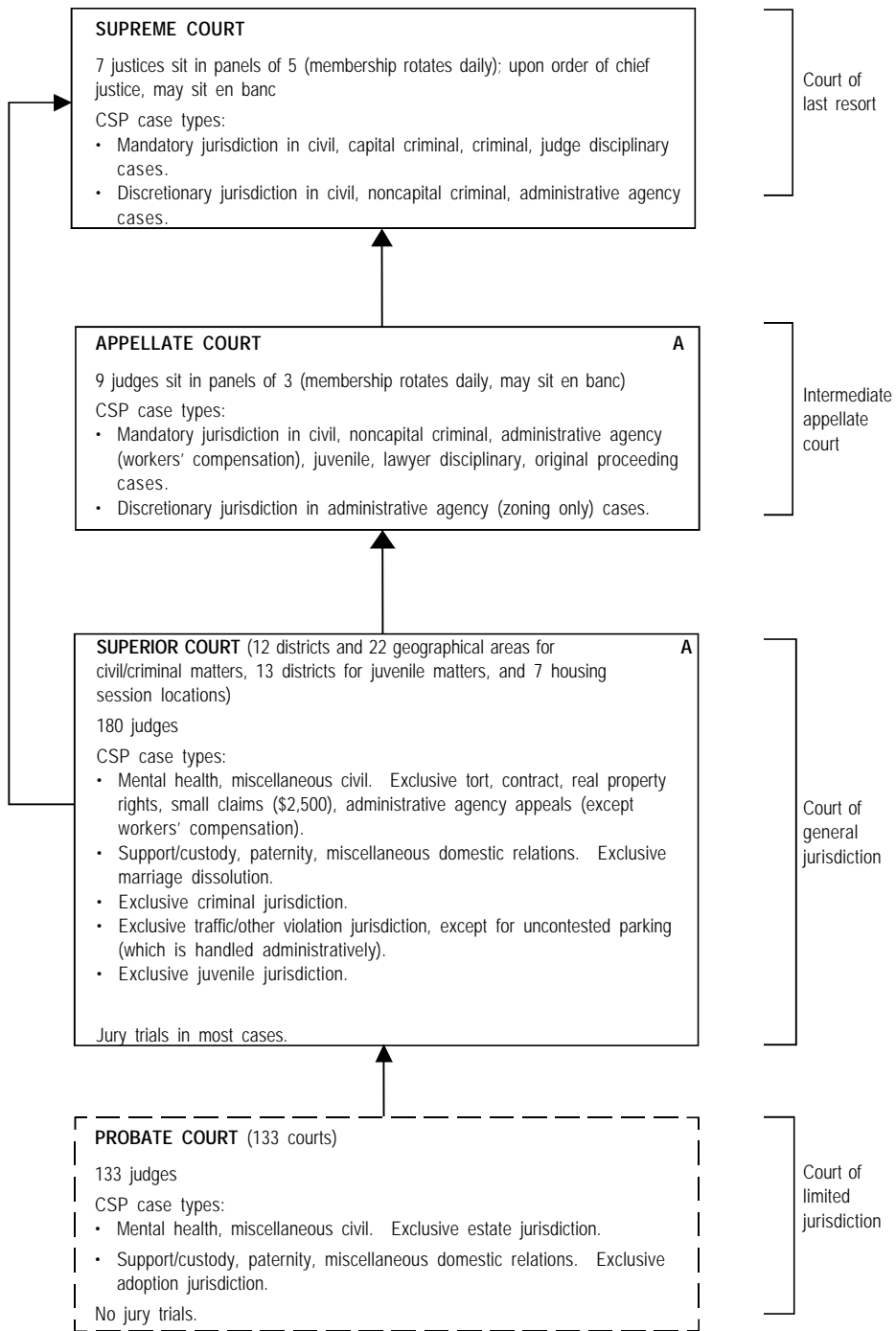
Note: All trial courts were unified as of 7/1/00.

COLORADO COURT STRUCTURE, 2002



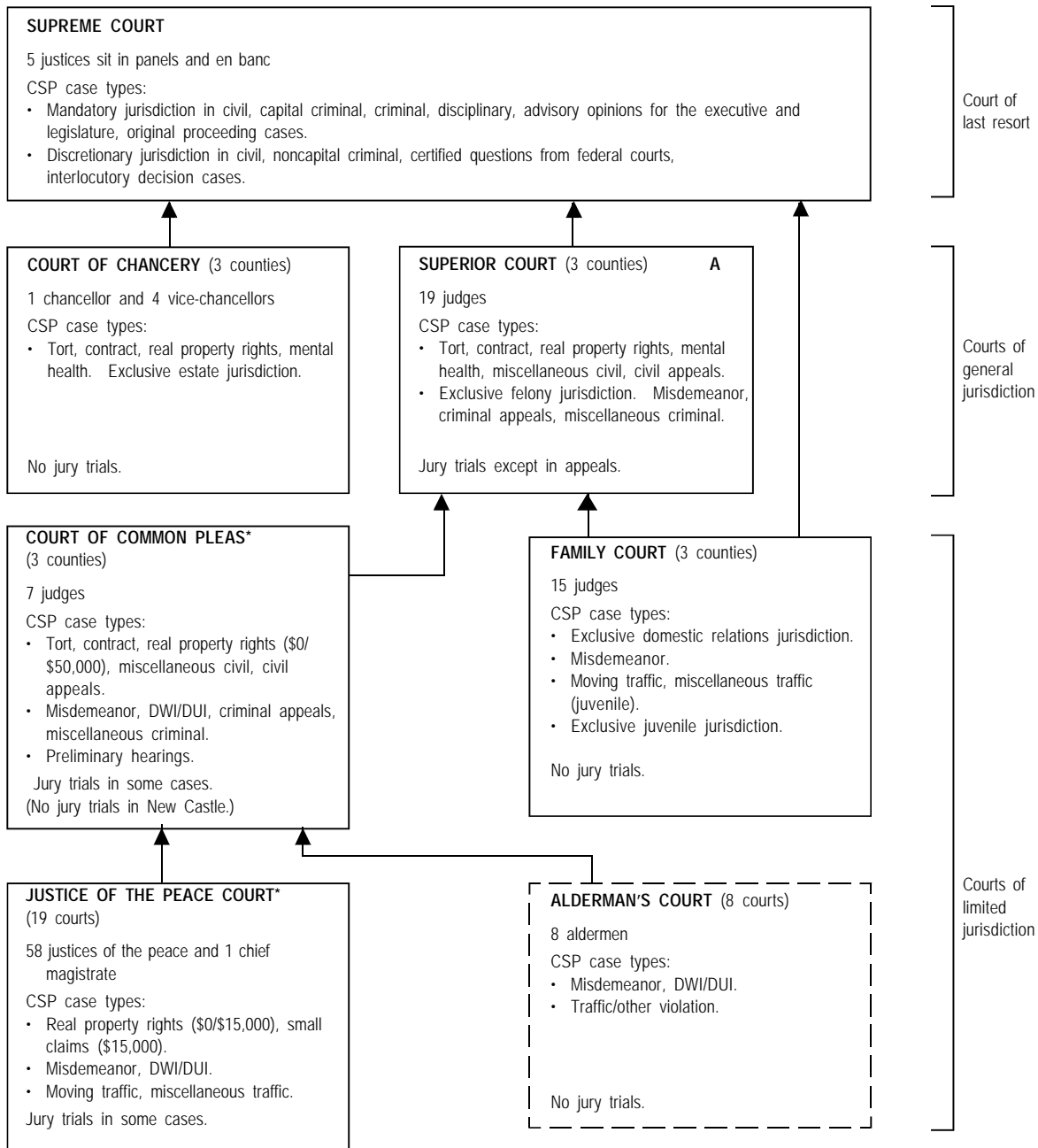
[Table of Contents](#)

CONNECTICUT COURT STRUCTURE, 2002



[Table of Contents](#)

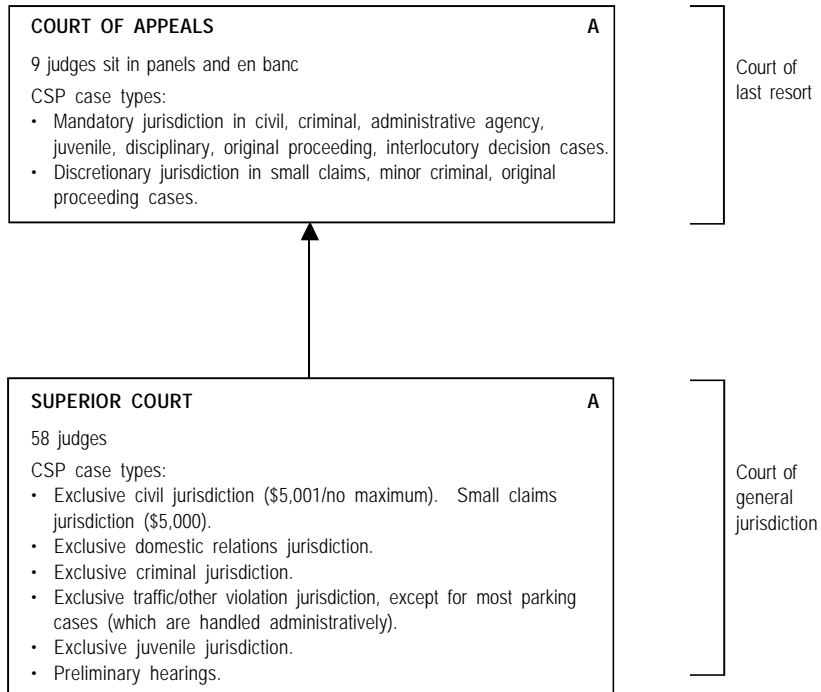
DELAWARE COURT STRUCTURE, 2002



[Table of Contents](#)

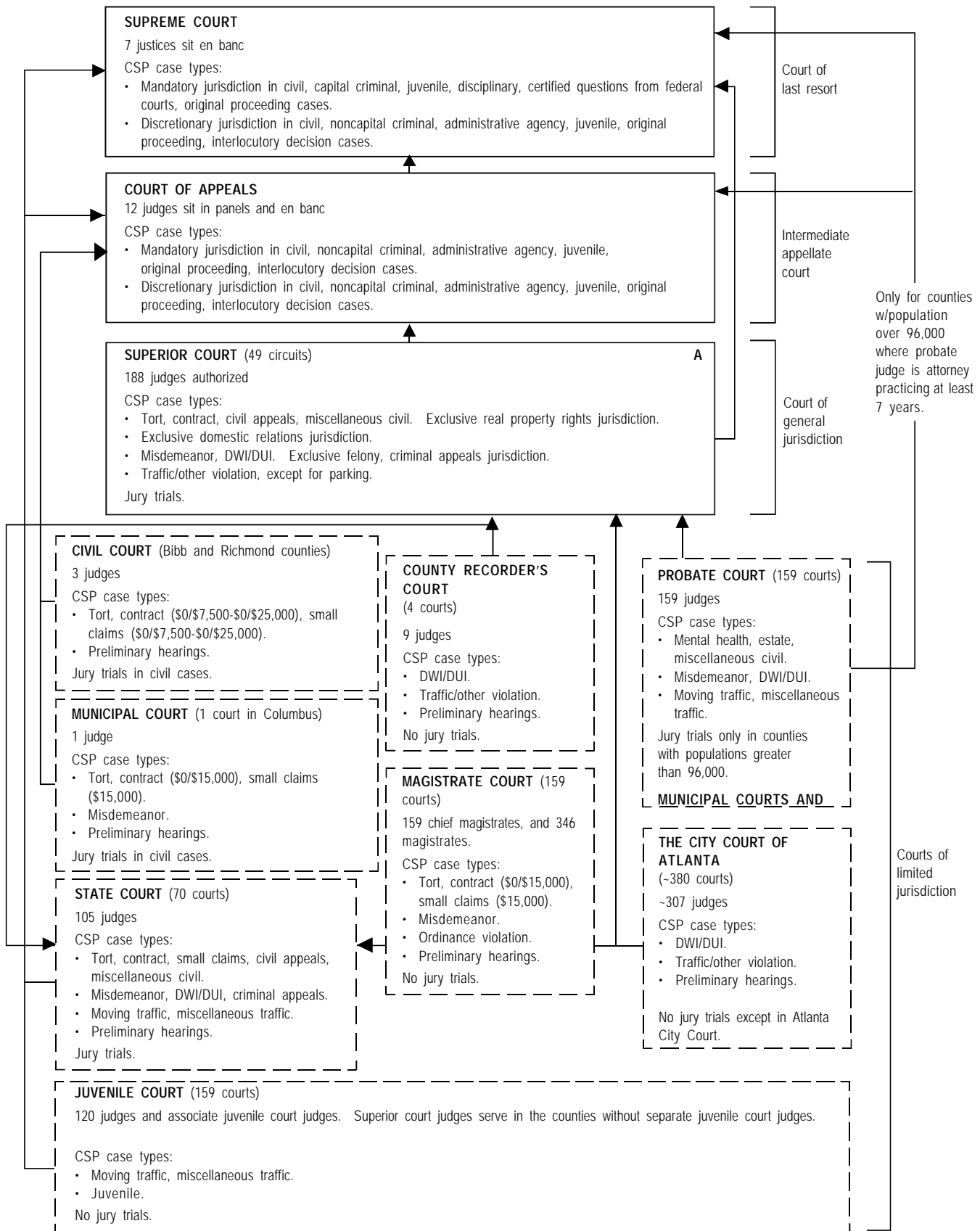
* The Municipal Court of Wilmington was eliminated effective May 1, 1998, and a new Justice of the Peace Court was created in Wilmington.

DISTRICT OF COLUMBIA COURT STRUCTURE, 2002

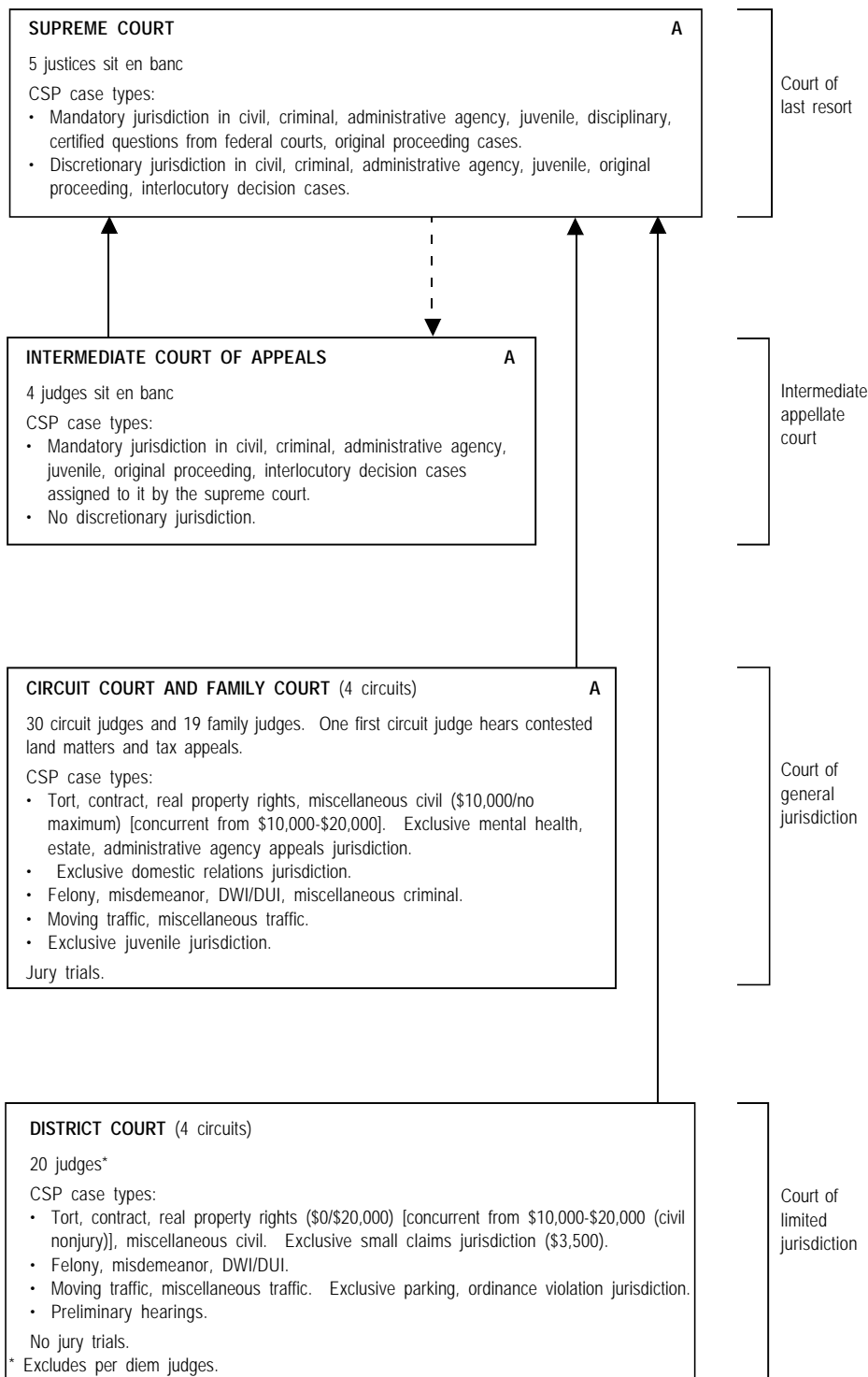


[Table of Contents](#)

GEORGIA COURT STRUCTURE, 2002

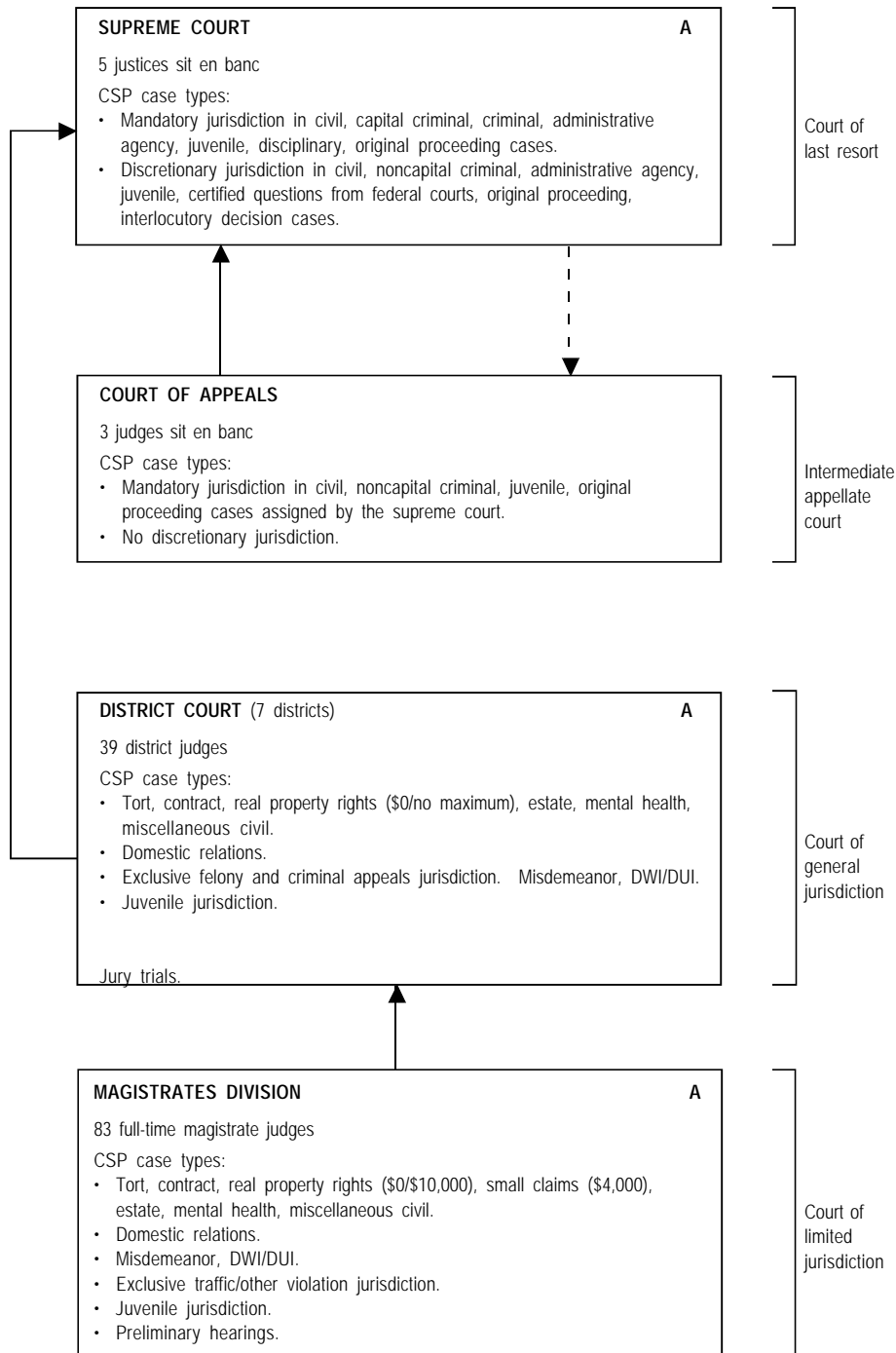


HAWAII COURT STRUCTURE, 2002



— — Indicates assignment of cases.

IDAHO COURT STRUCTURE, 2002

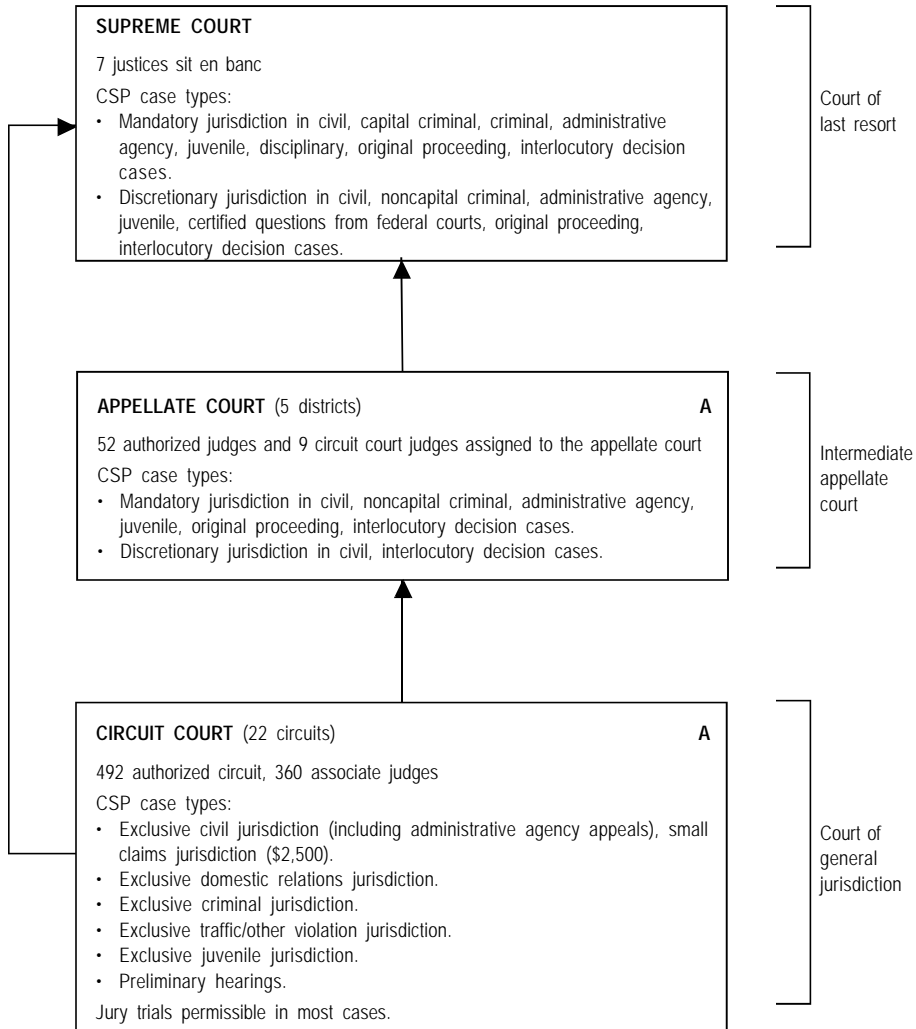


[Table of Contents](#)

— — Indicates assignment of cases.

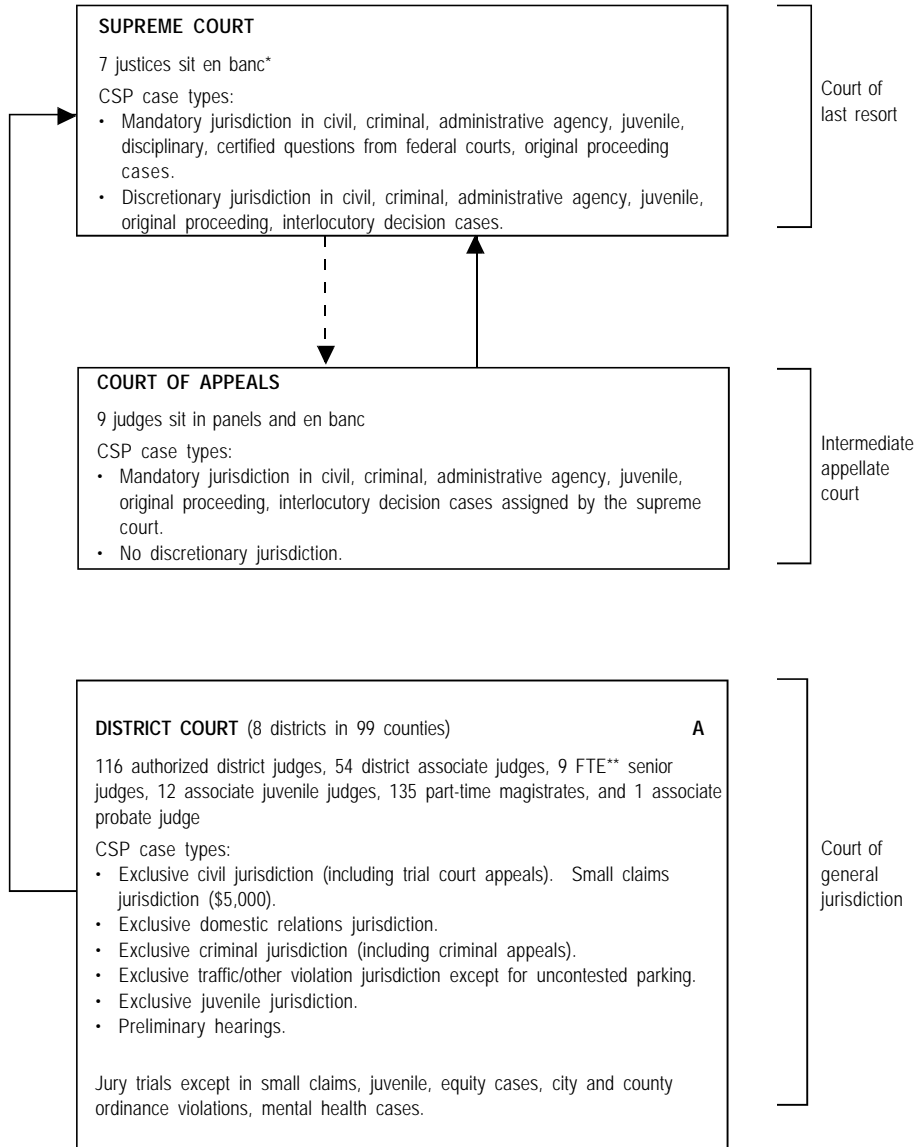
Note: The Magistrates Division of the District Court functions as a limited jurisdiction court.

ILLINOIS COURT STRUCTURE, 2002



[Table of Contents](#)

IOWA COURT STRUCTURE, 2002



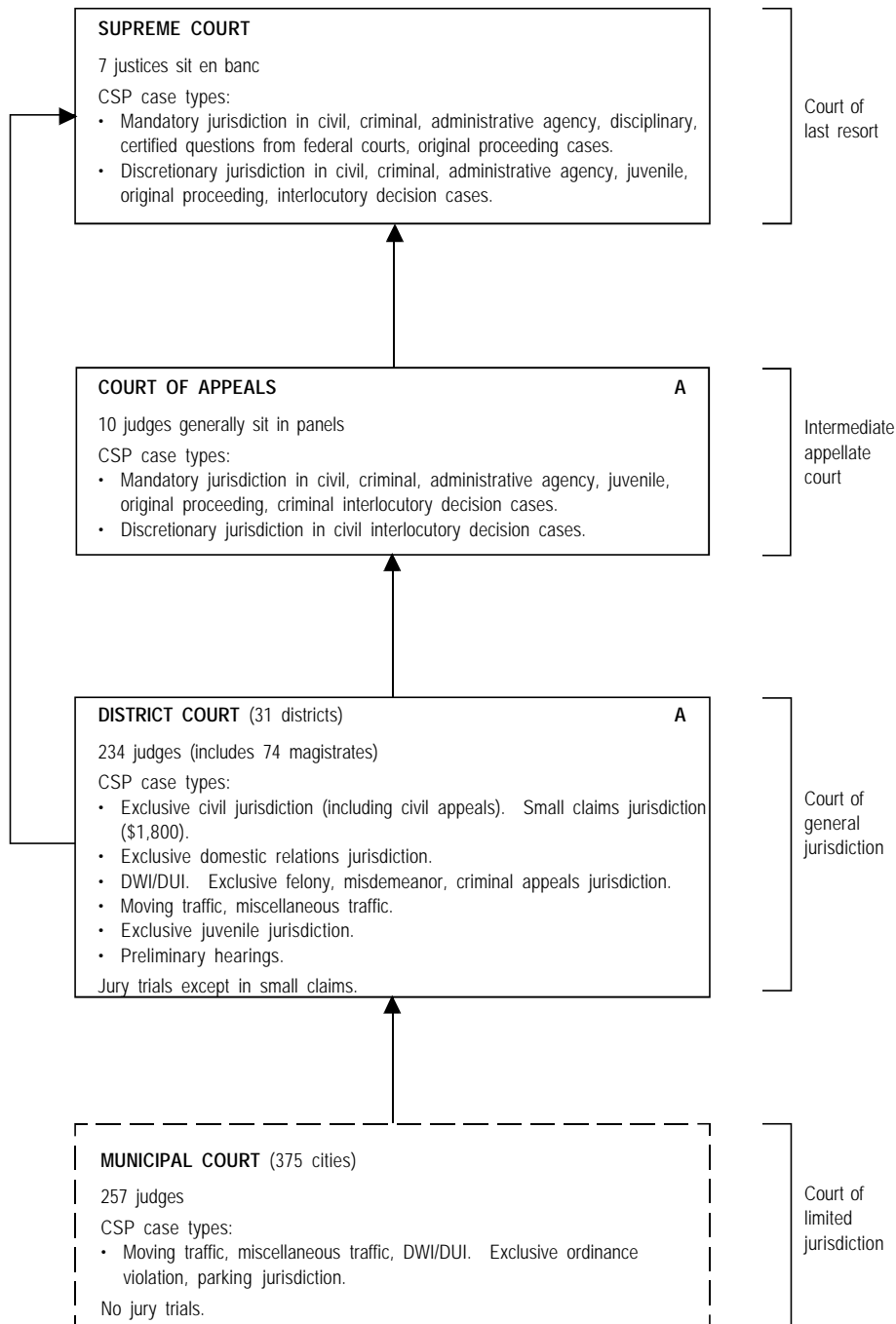
[Table of Contents](#)

* As of January, 2000 the court no longer sits in panels; it decides en banc.

** Includes 37 senior judges who work 1/4 time (13 weeks/year).

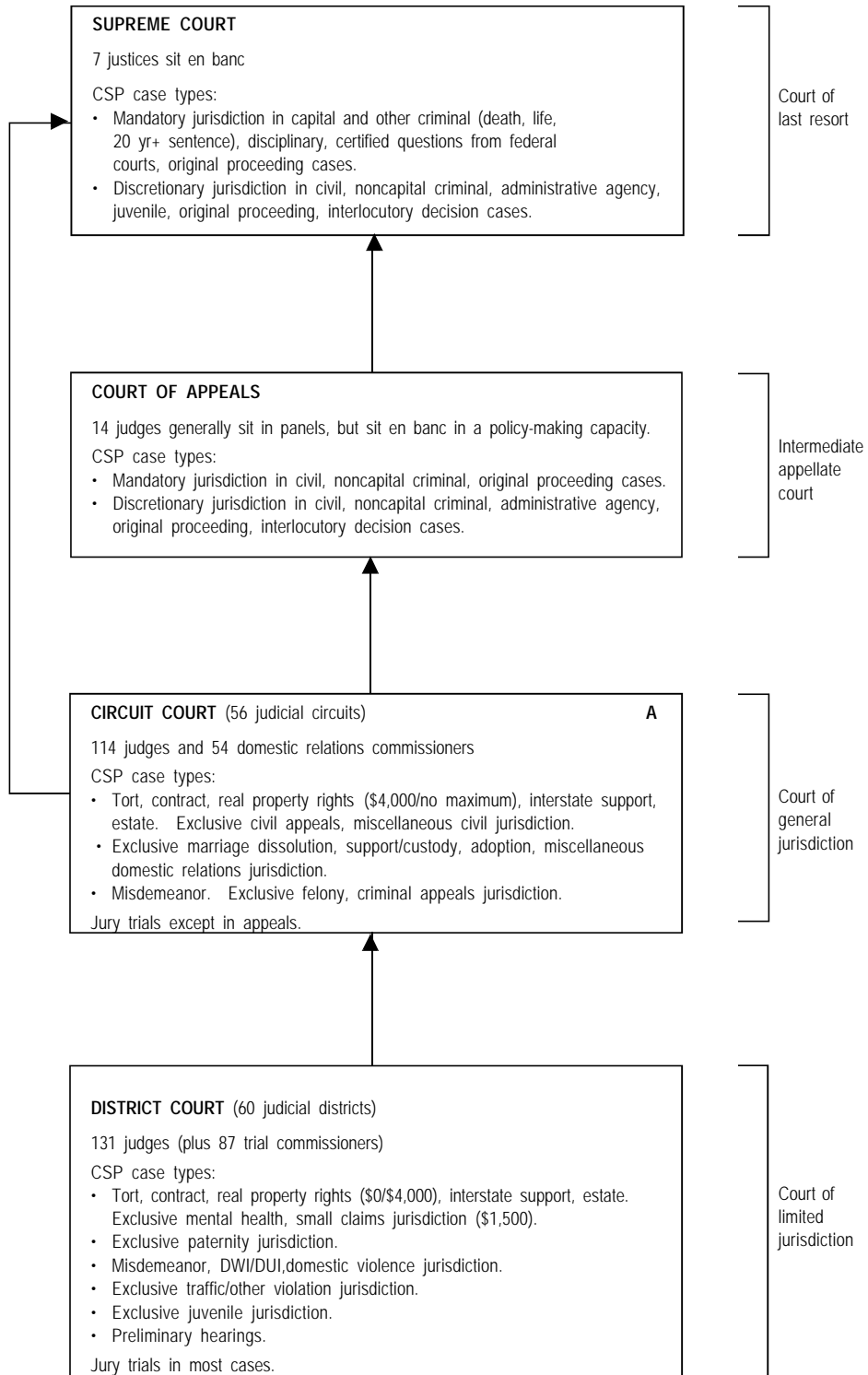
— — Indicates assignment of cases.

KANSAS COURT STRUCTURE, 2002



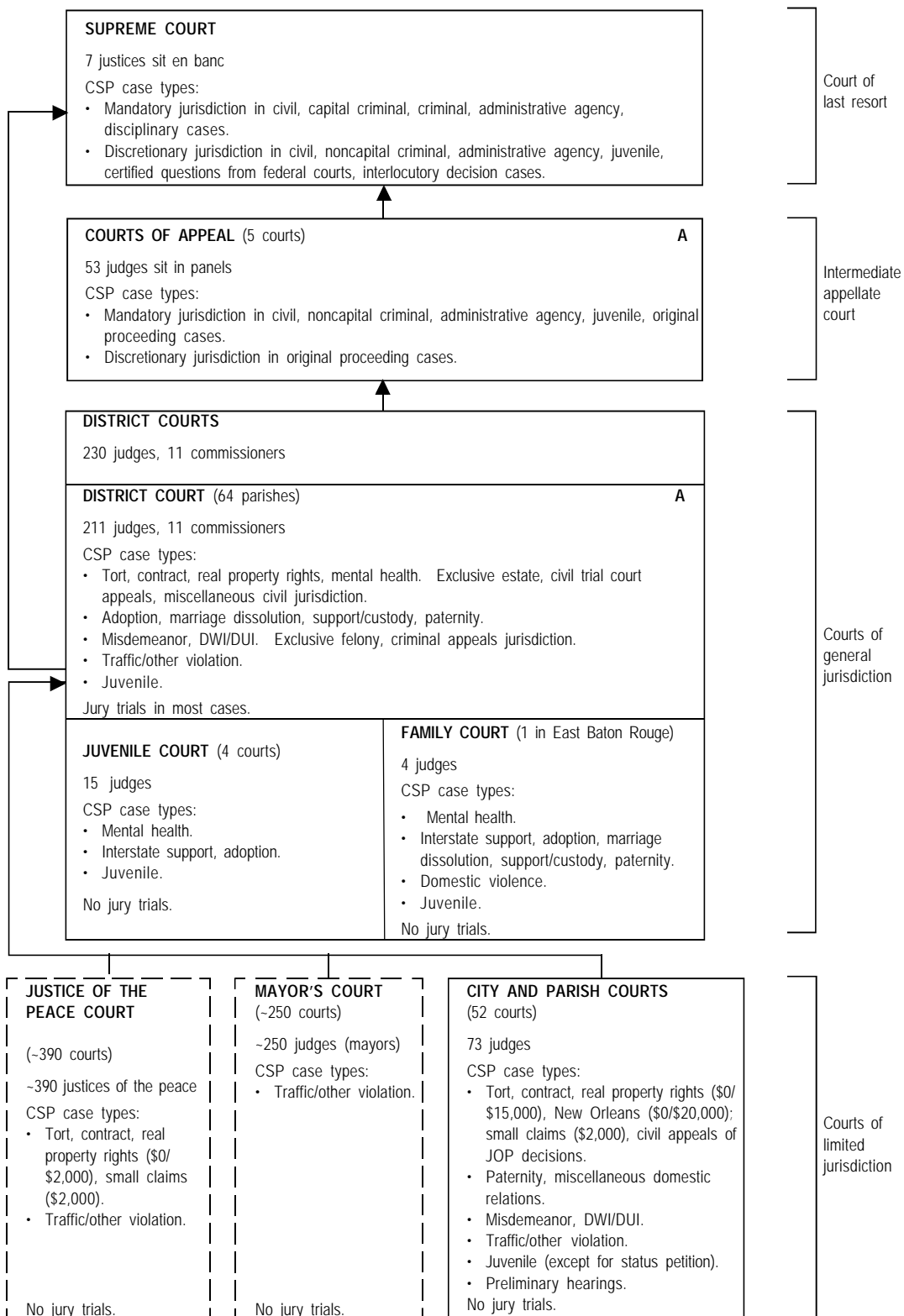
[Table of Contents](#)

KENTUCKY COURT STRUCTURE, 2002



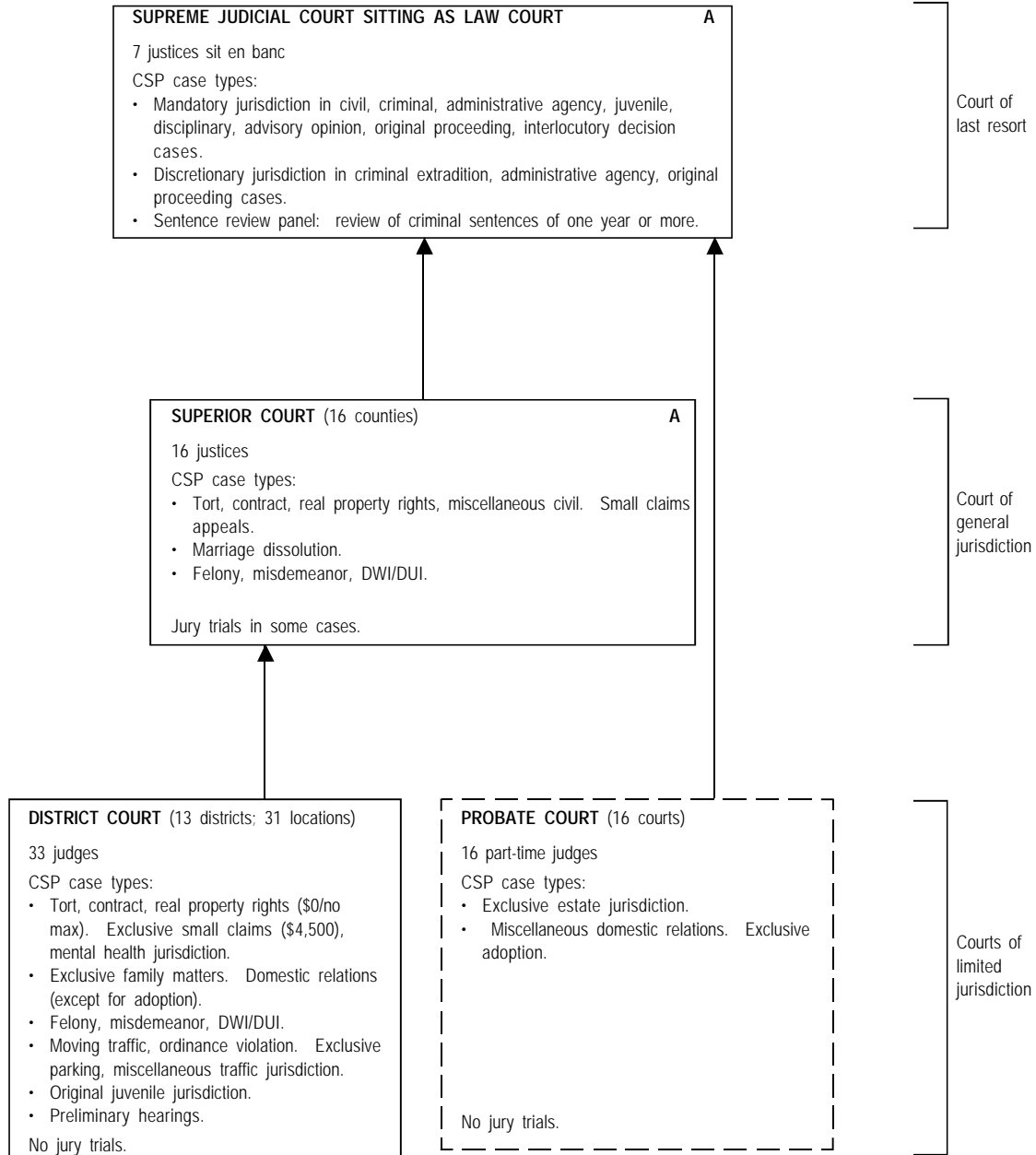
[Table of Contents](#)

LOUISIANA COURT STRUCTURE, 2002



[Table of Contents](#)

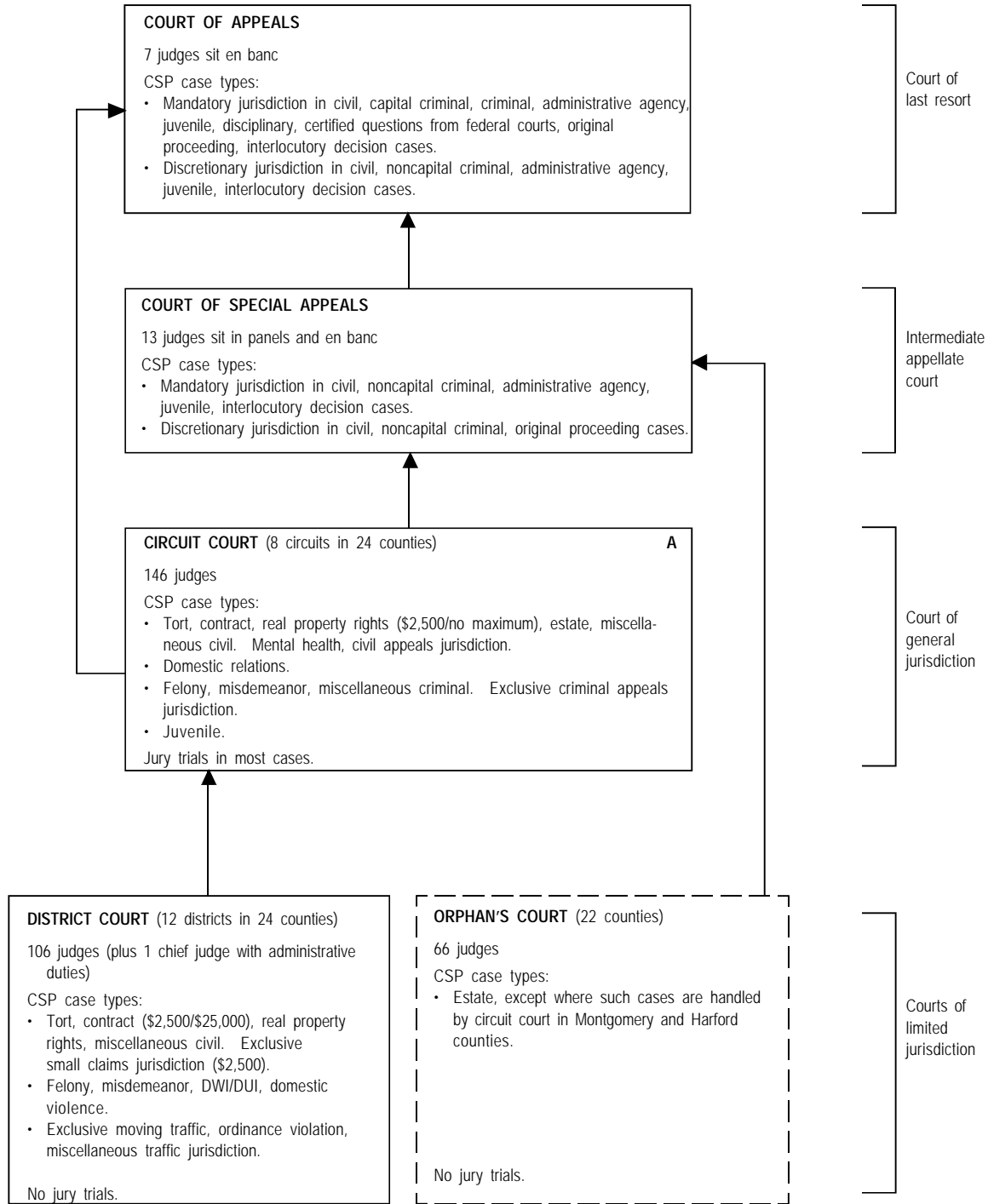
MAINE COURT STRUCTURE, 2002



[Table of Contents](#)

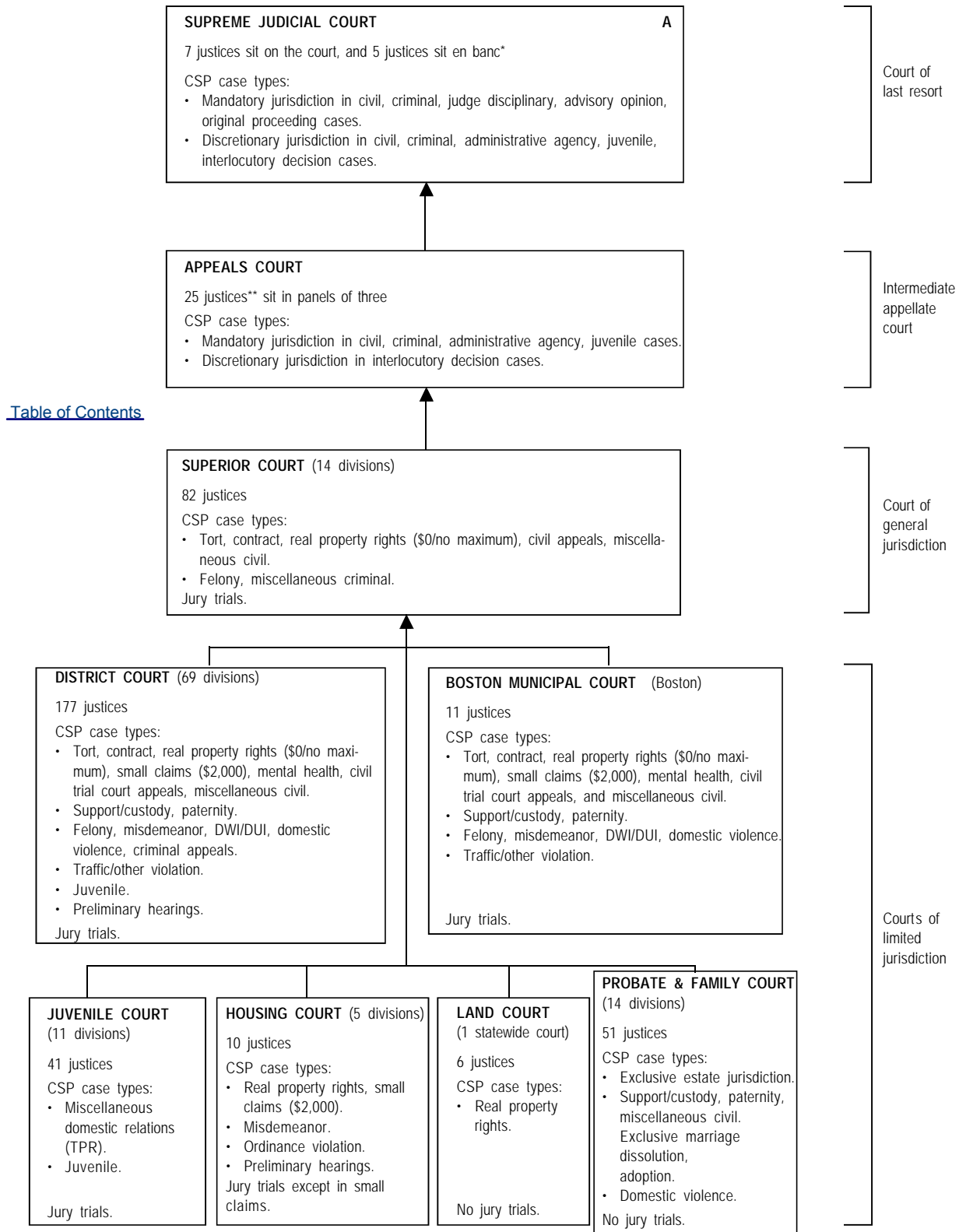
*The Administrative Court was eliminated effective March 15, 2001, with the caseload absorbed by District Court.

MARYLAND COURT STRUCTURE, 2002



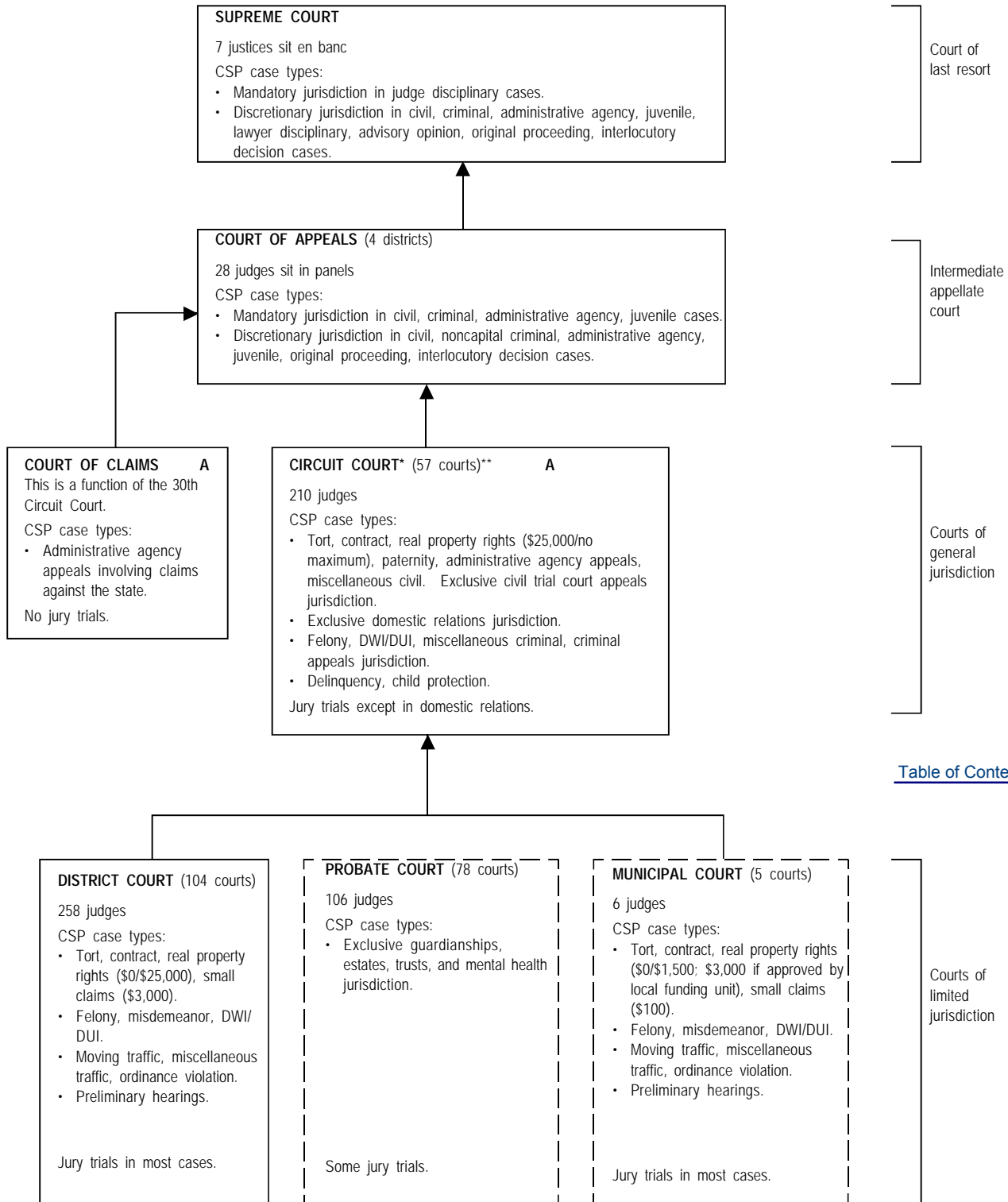
[Table of Contents](#)

MASSACHUSETTS COURT STRUCTURE, 2002



* The justices also sit individually in the "single justice" side of the court, on a rotating basis.

MICHIGAN COURT STRUCTURE, 2002



* The Recorder's Court of Detroit merged with the Circuit Court effective October 1, 1997.

** A Family Division of Circuit Court became operational on January 1, 1998.

State Court Structure Charts

Contents

First Document

Understanding the Court Structure Charts
Prototype
Alabama-Michigan

In This Document

Minnesota

Mississippi

Missouri

Montana

Nebraska

Nevada

New Hampshire

New Jersey

New Mexico

New York

North Carolina

North Dakota

Ohio

Oklahoma

Oregon

Pennsylvania

Puerto Rico

Rhode Island

South Carolina

South Dakota

Tennessee

Texas

Utah

Vermont

Virginia

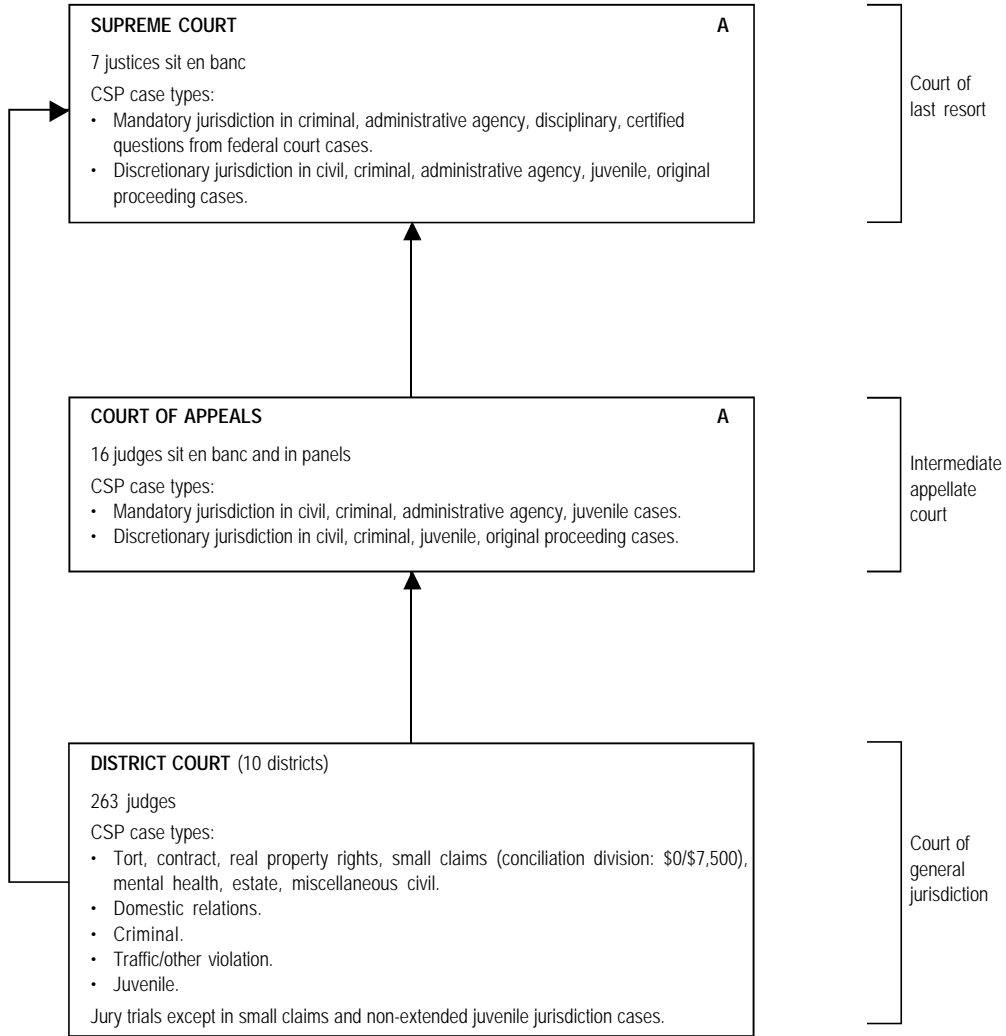
Washington

West Virginia

Wisconsin

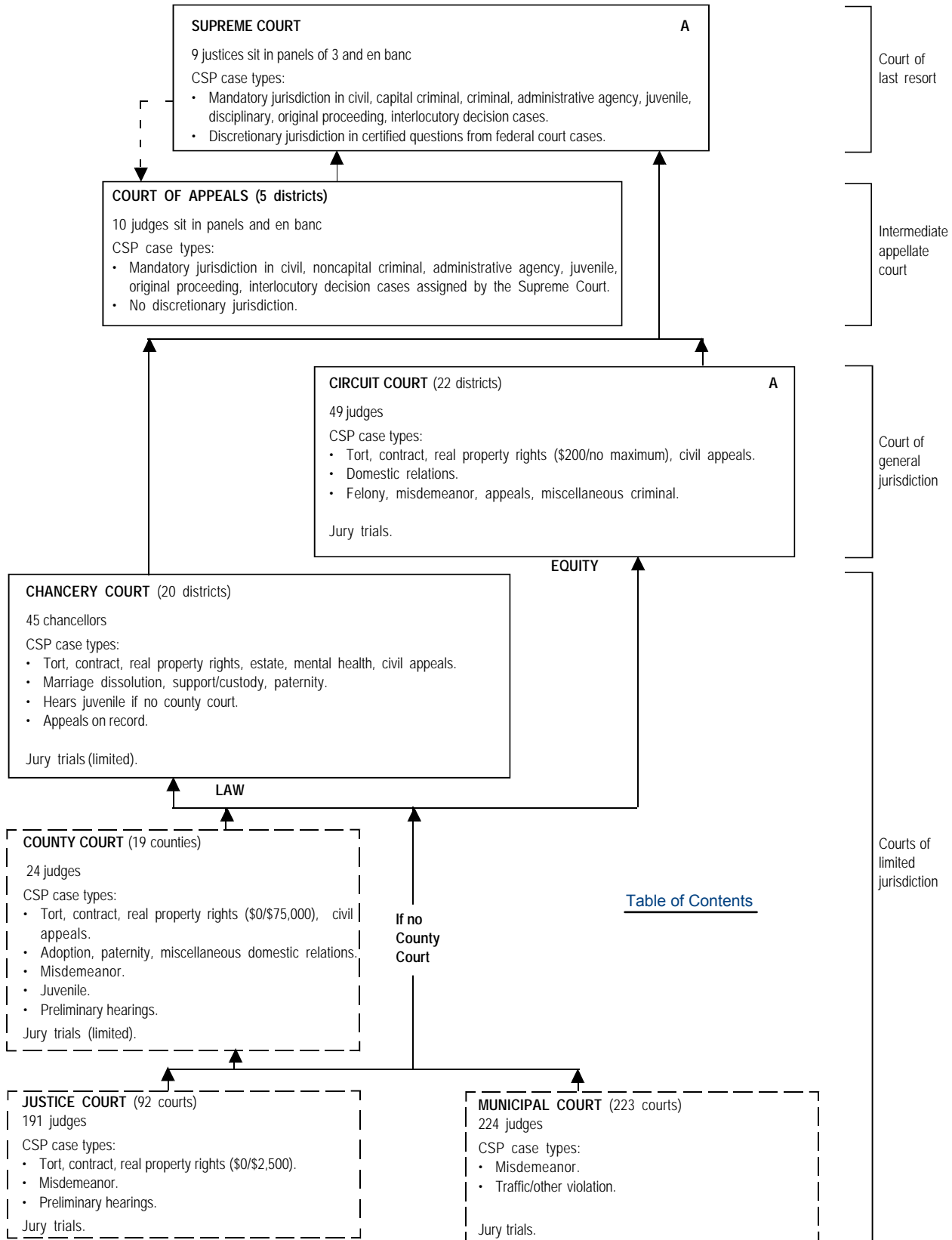
Wyoming

MINNESOTA COURT STRUCTURE, 2002



[Table of Contents](#)

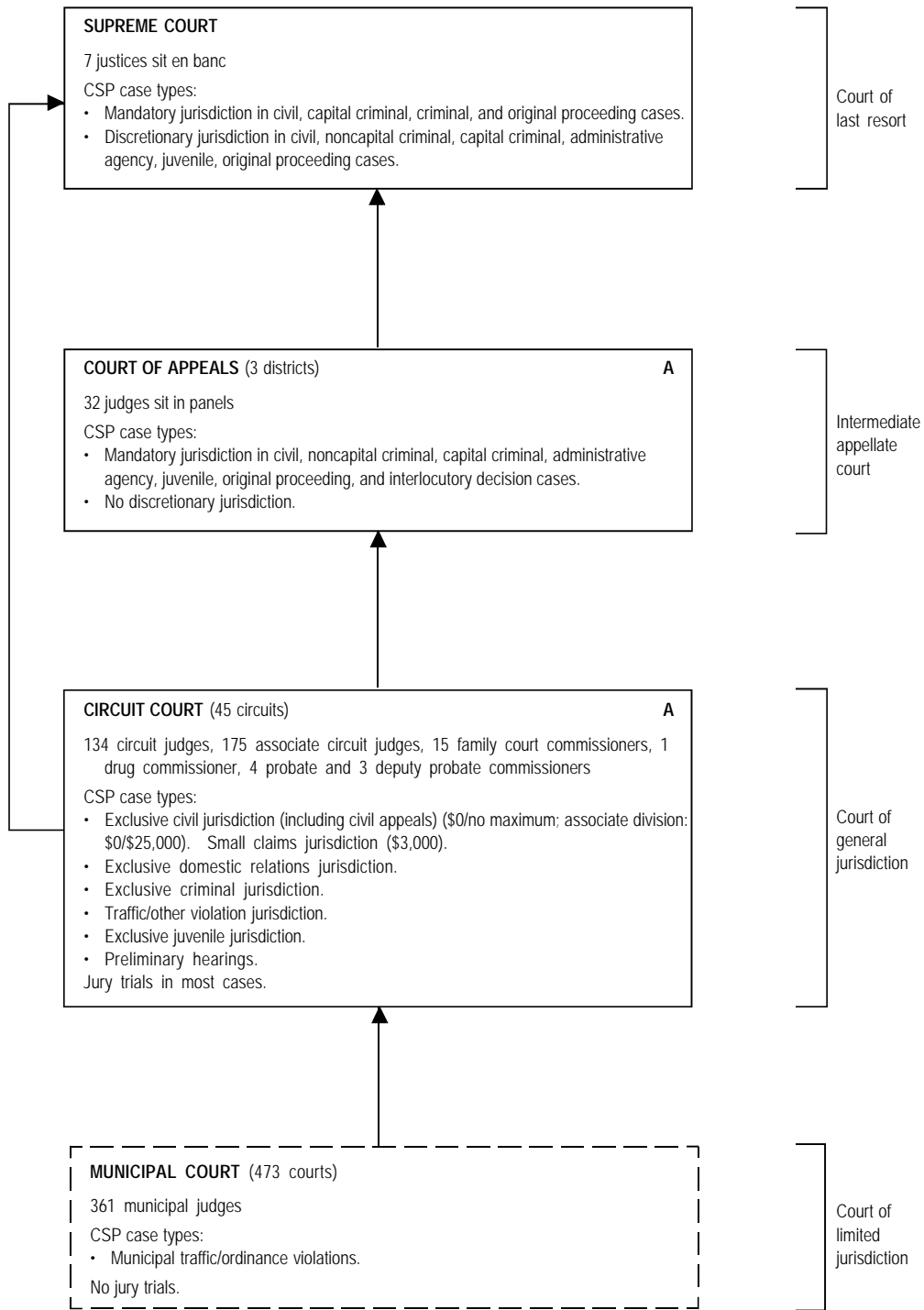
MISSISSIPPI COURT STRUCTURE, 2002



[Table of Contents](#)

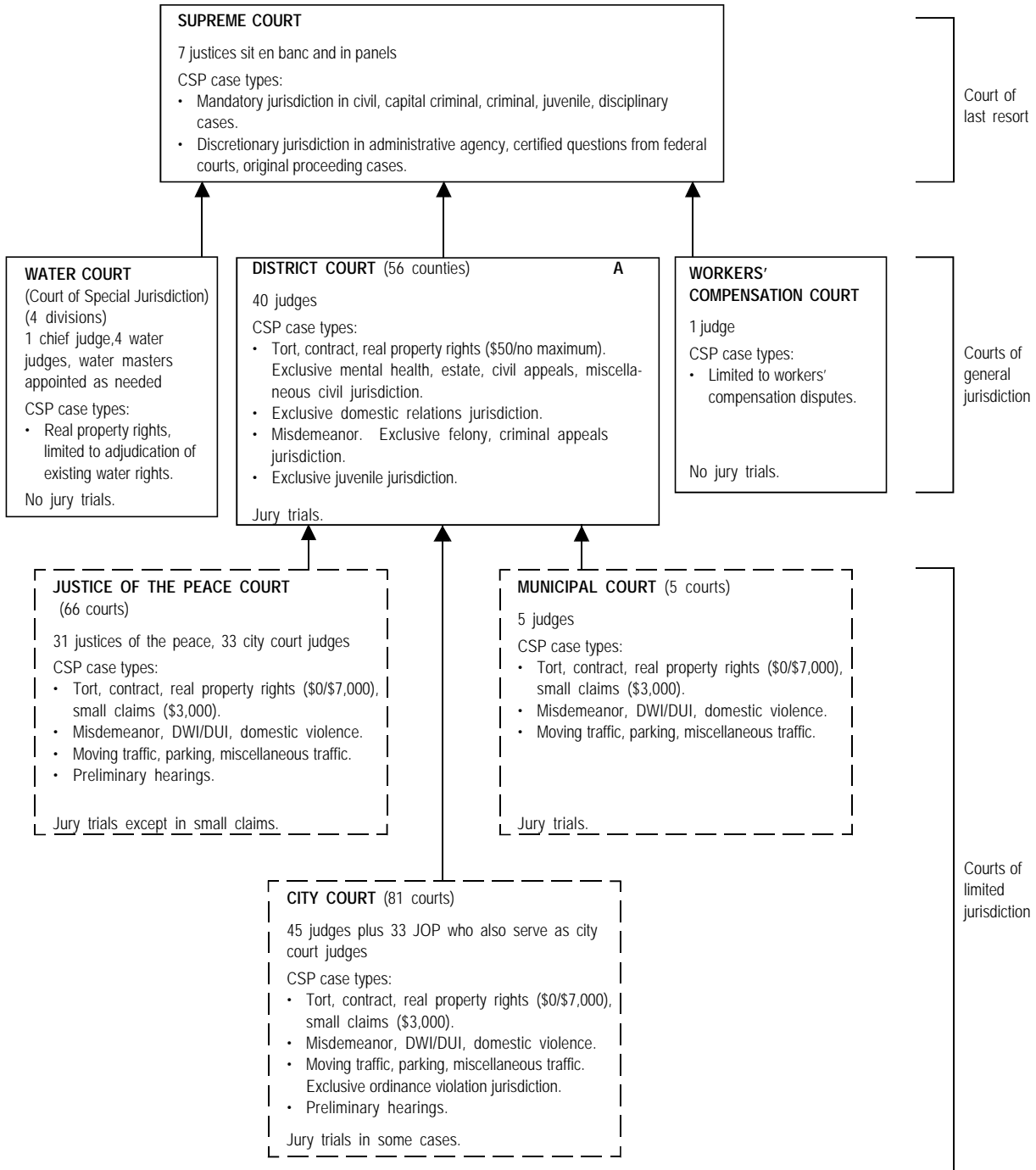
* The Family Court was abolished July 1, 1999 and merged into County Court.
 - - Indicates assignment of cases.

MISSOURI COURT STRUCTURE, 2002



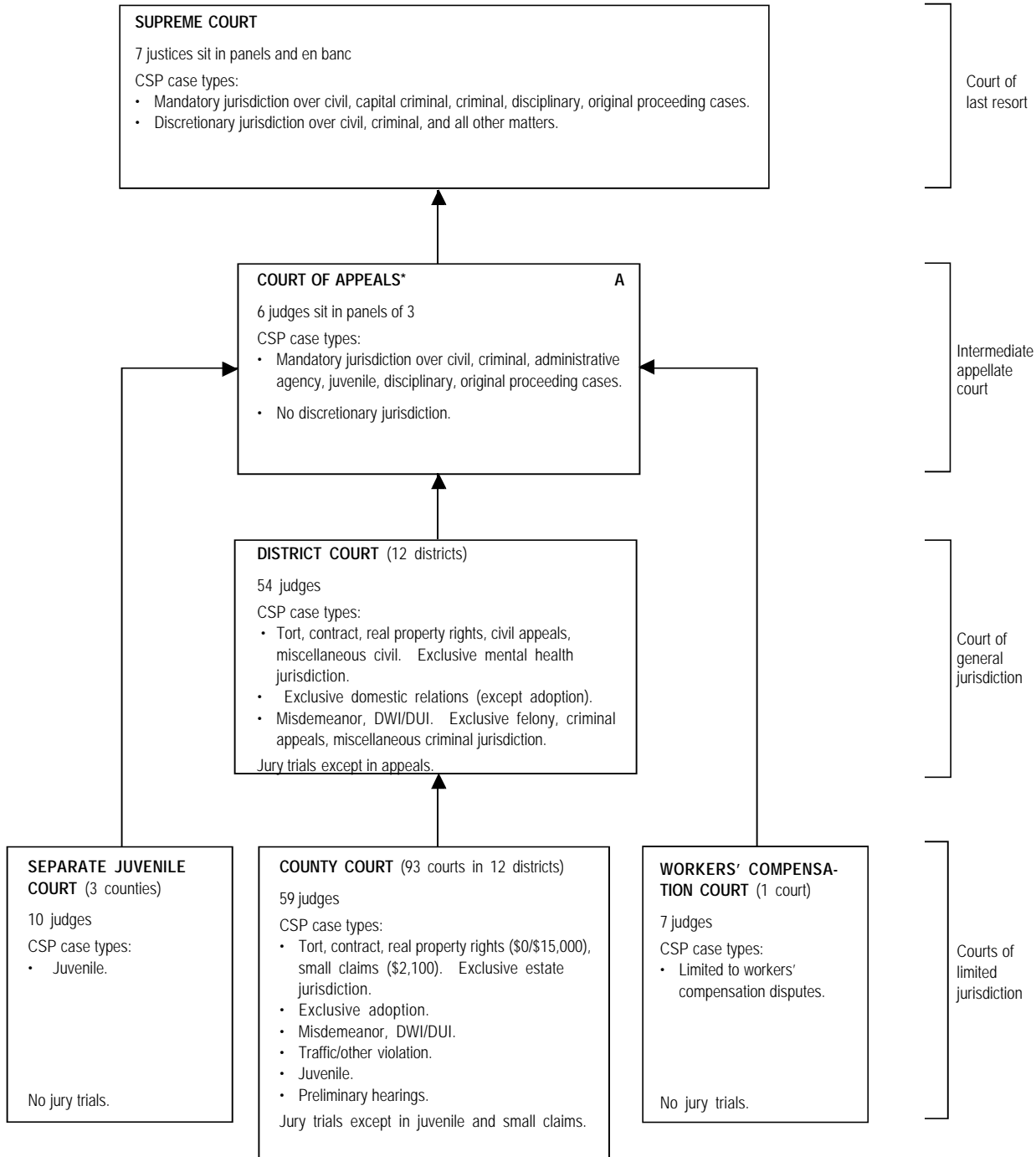
[Table of Contents](#)

MONTANA COURT STRUCTURE, 2002



[Table of Contents](#)

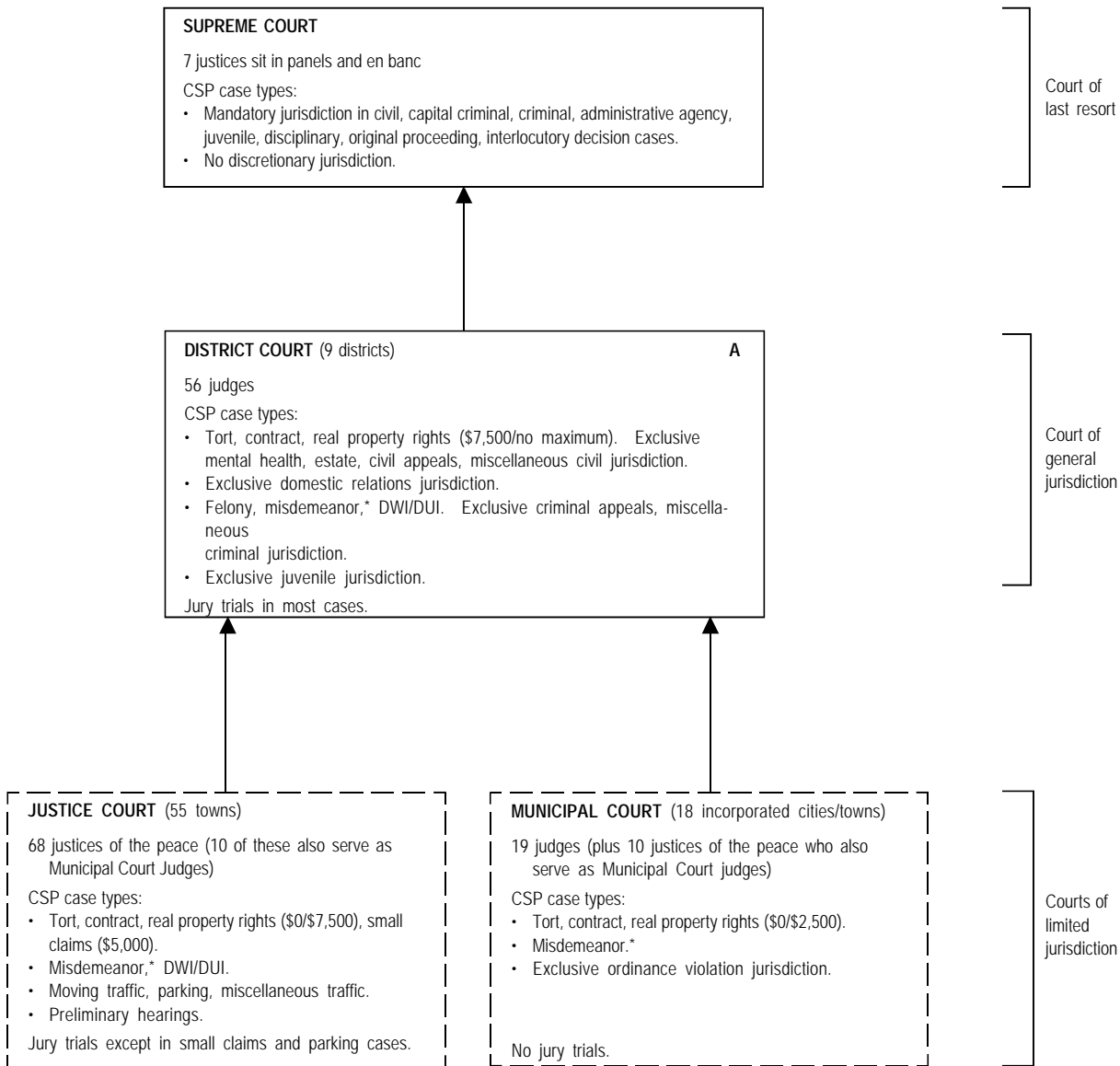
NEBRASKA COURT STRUCTURE, 2002



[Table of Contents](#)

* The Nebraska Court of Appeals was established September 6, 1991.

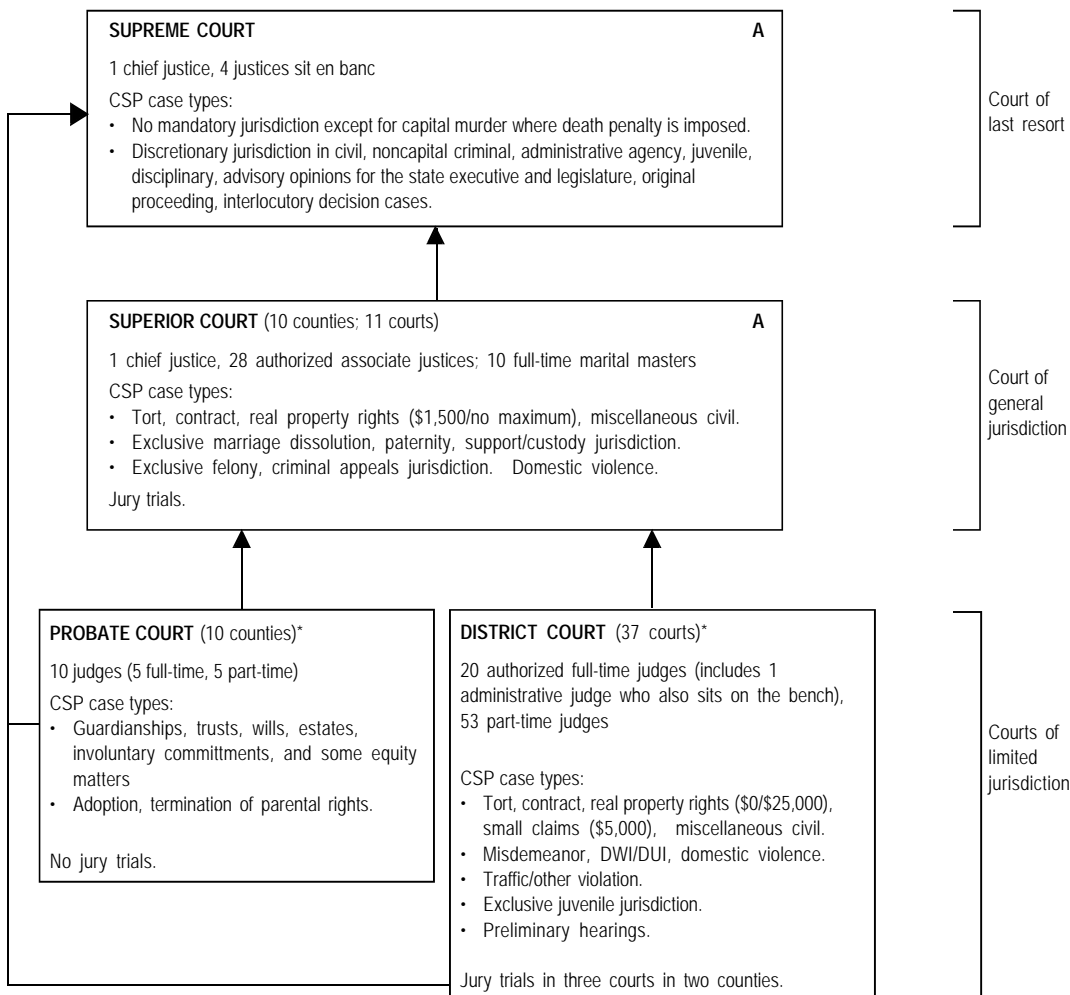
NEVADA COURT STRUCTURE, 2002



[Table of Contents](#)

* District Court hears gross misdemeanor cases; Justice & Municipal Courts hear misdemeanors with fines under \$1,000 and/or sentence of less than six months.

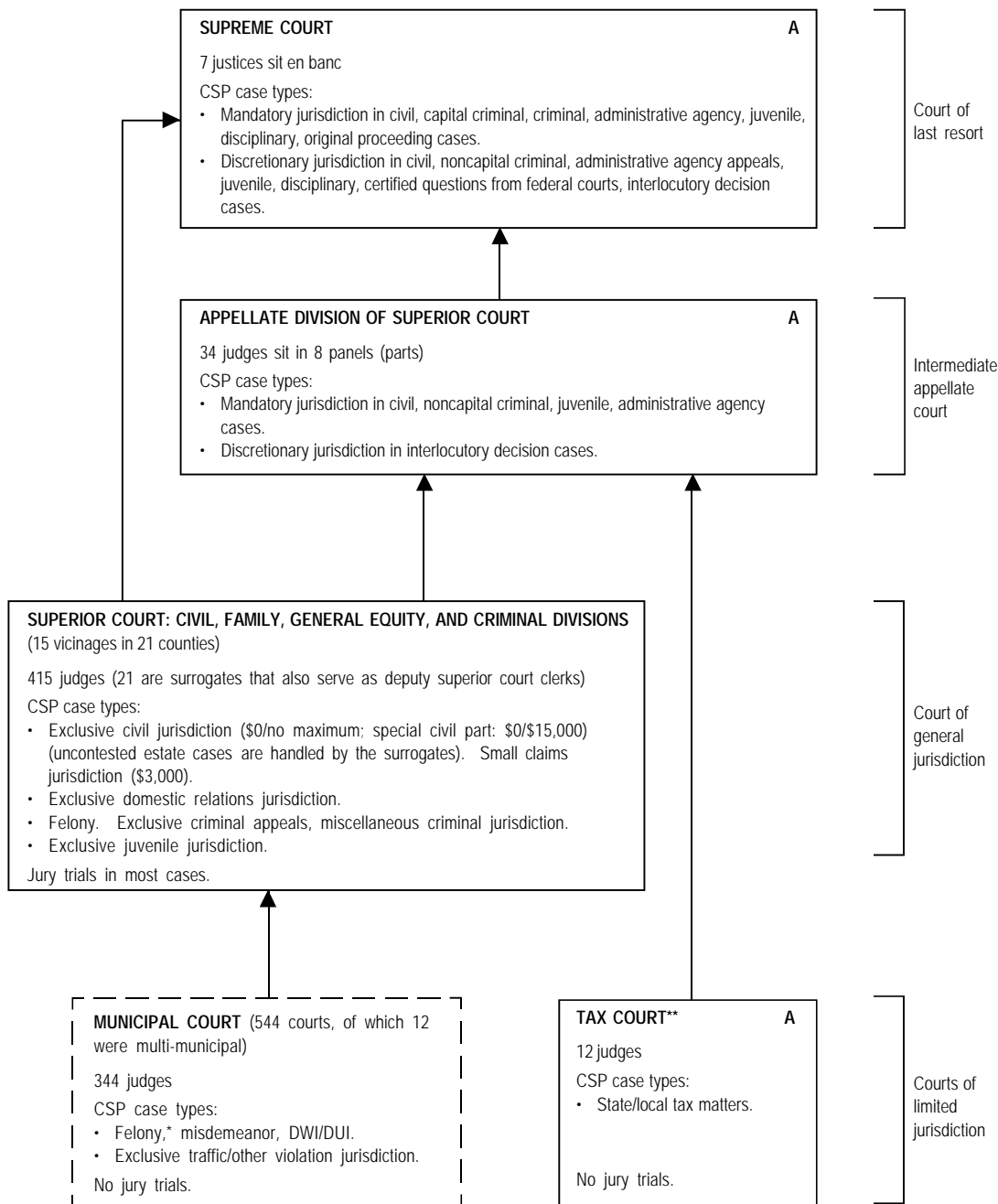
NEW HAMPSHIRE COURT STRUCTURE, 2002



[Table of Contents](#)

* A Family Division Pilot Program was created by the Legislature in 1995 and operates in six district courts and two probate courts. The Family Division Pilot Program includes domestic violence, juvenile, marital matters, termination of parental rights, adoptions, and guardianships over minors in two counties. The municipal court merged with the District Court in May, 2000.

NEW JERSEY COURT STRUCTURE, 2002

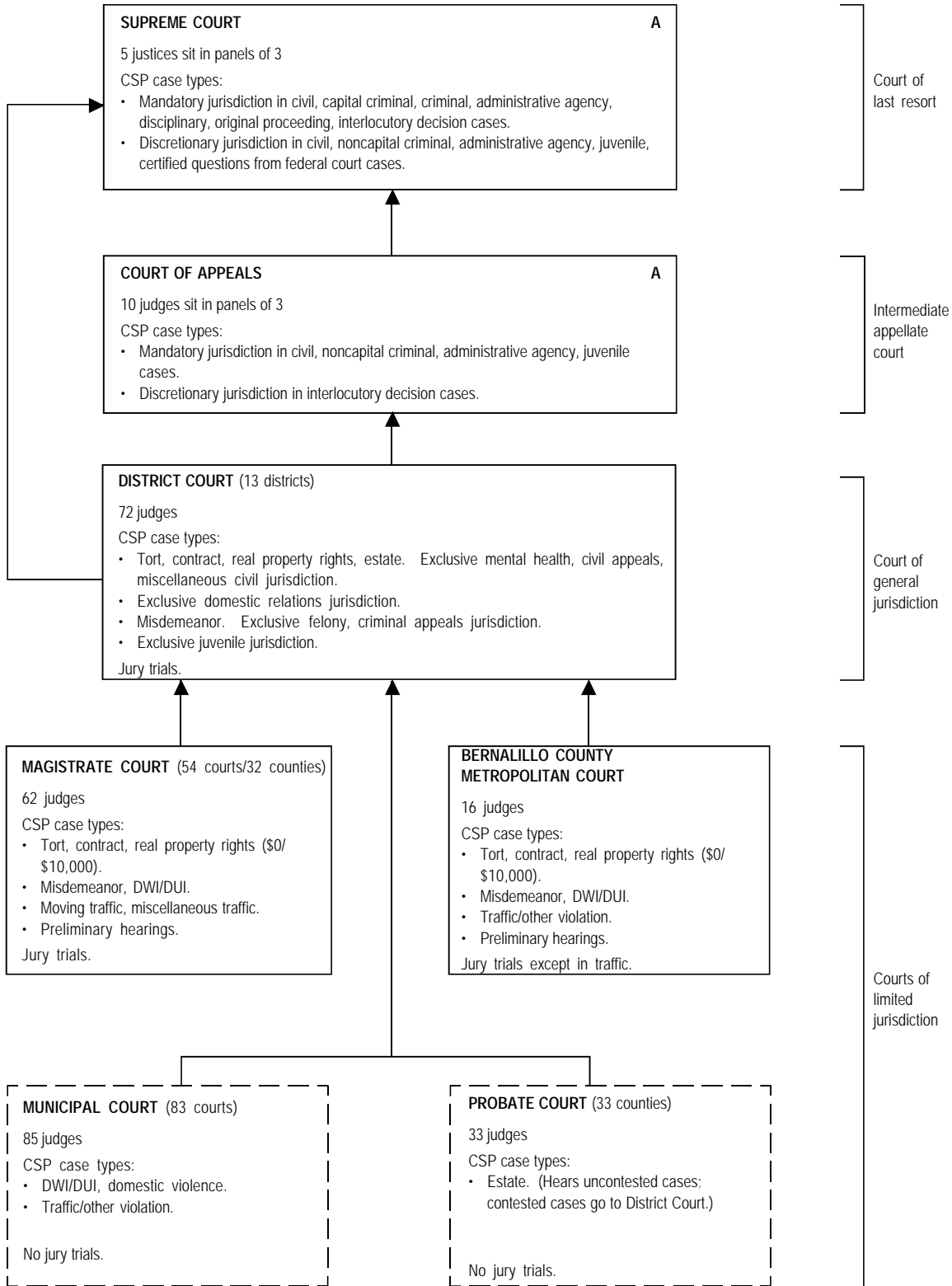


[Table of Contents](#)

* Felony cases are handled on first appearance in the Municipal Courts and then are transferred through the county Prosecutor's office to the Superior Court.

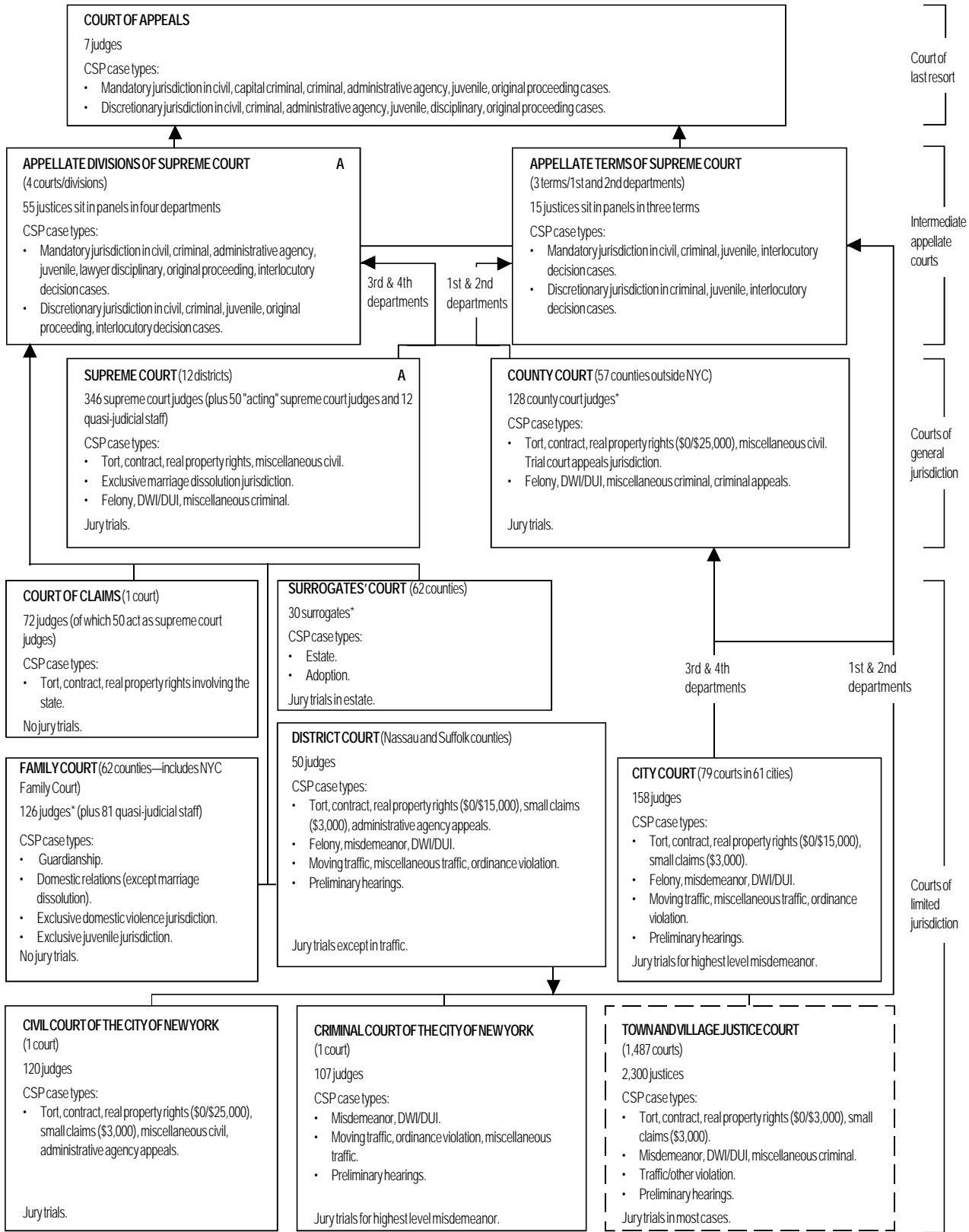
** Tax court is considered a limited jurisdiction court because of its specialized subject matter. Nevertheless, it receives appeals from administrative bodies and its cases are appealed to the intermediate appellate court. Tax court judges have the same general qualifications and terms of service as superior court judges and can be cross assigned.

NEW MEXICO COURT STRUCTURE, 2002



[Table of Contents](#)

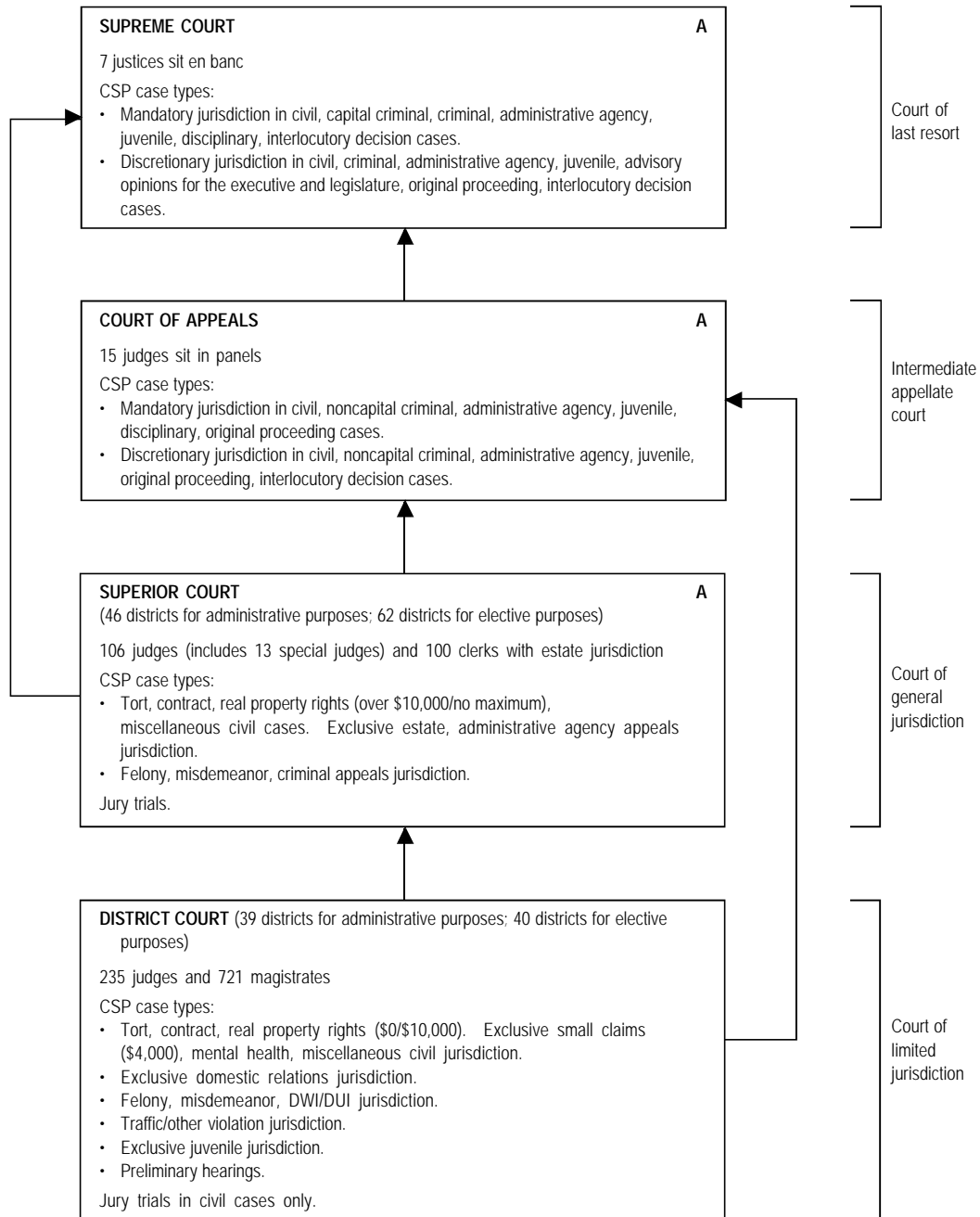
NEW YORK COURT STRUCTURE, 2002*



* Unless otherwise noted, numbers reflect statutory authorization. Many judges sit in more than one court so the number of judgeships indicated in this chart does not reflect the actual number of judges in the system. Fifty County Court judges also serve Surrogates' Court and six County Court judges also serve Family Court.

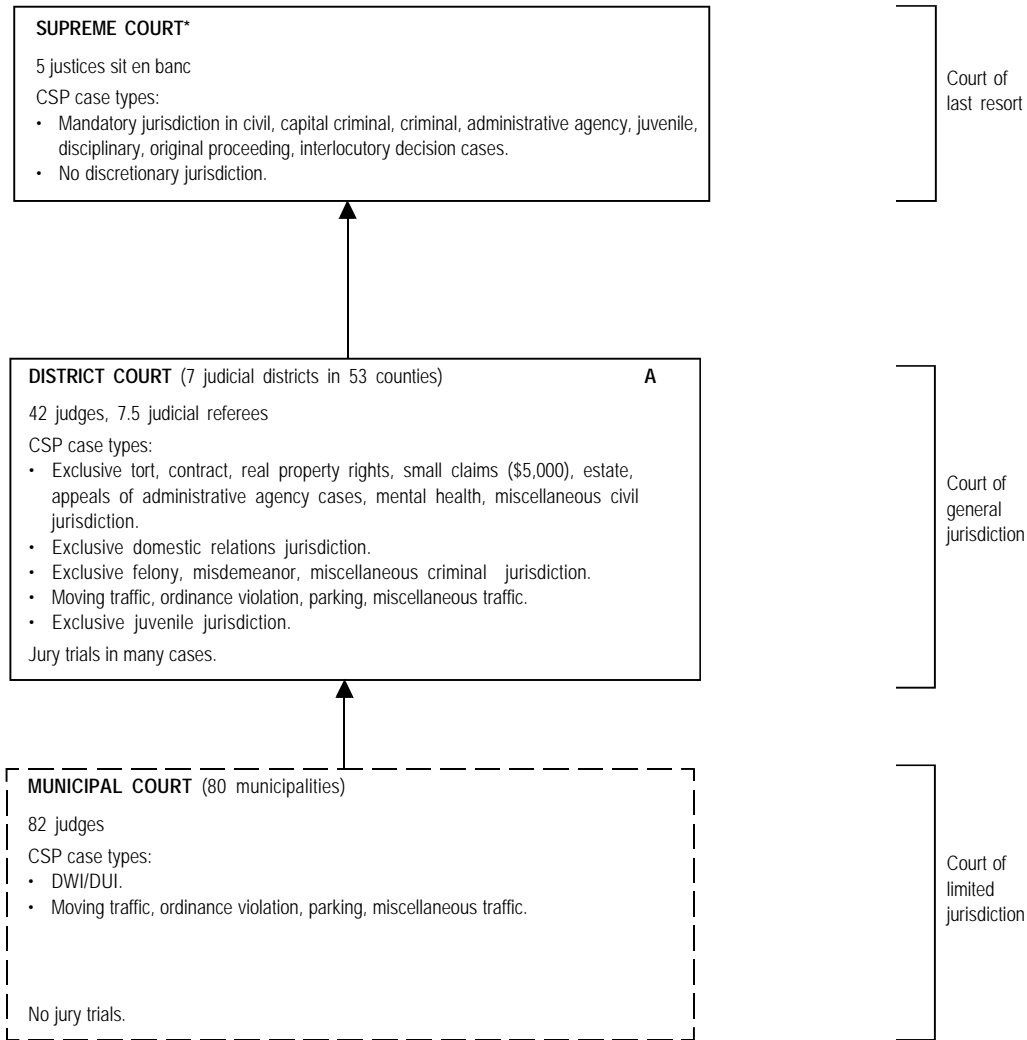
[Table of Contents](#)

NORTH CAROLINA COURT STRUCTURE, 2002



[Table of Contents](#)

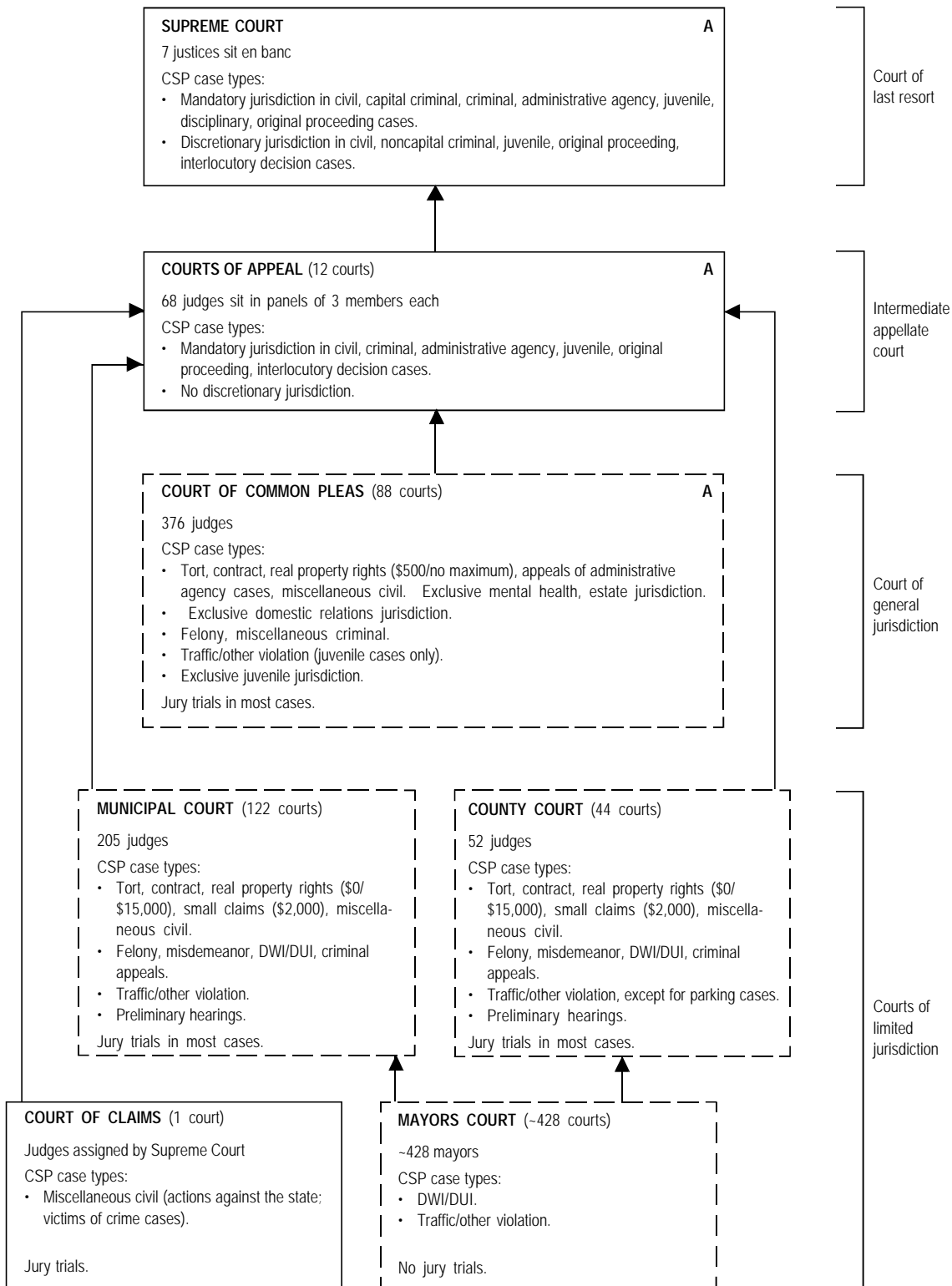
NORTH DAKOTA COURT STRUCTURE, 2002



[Table of Contents](#)

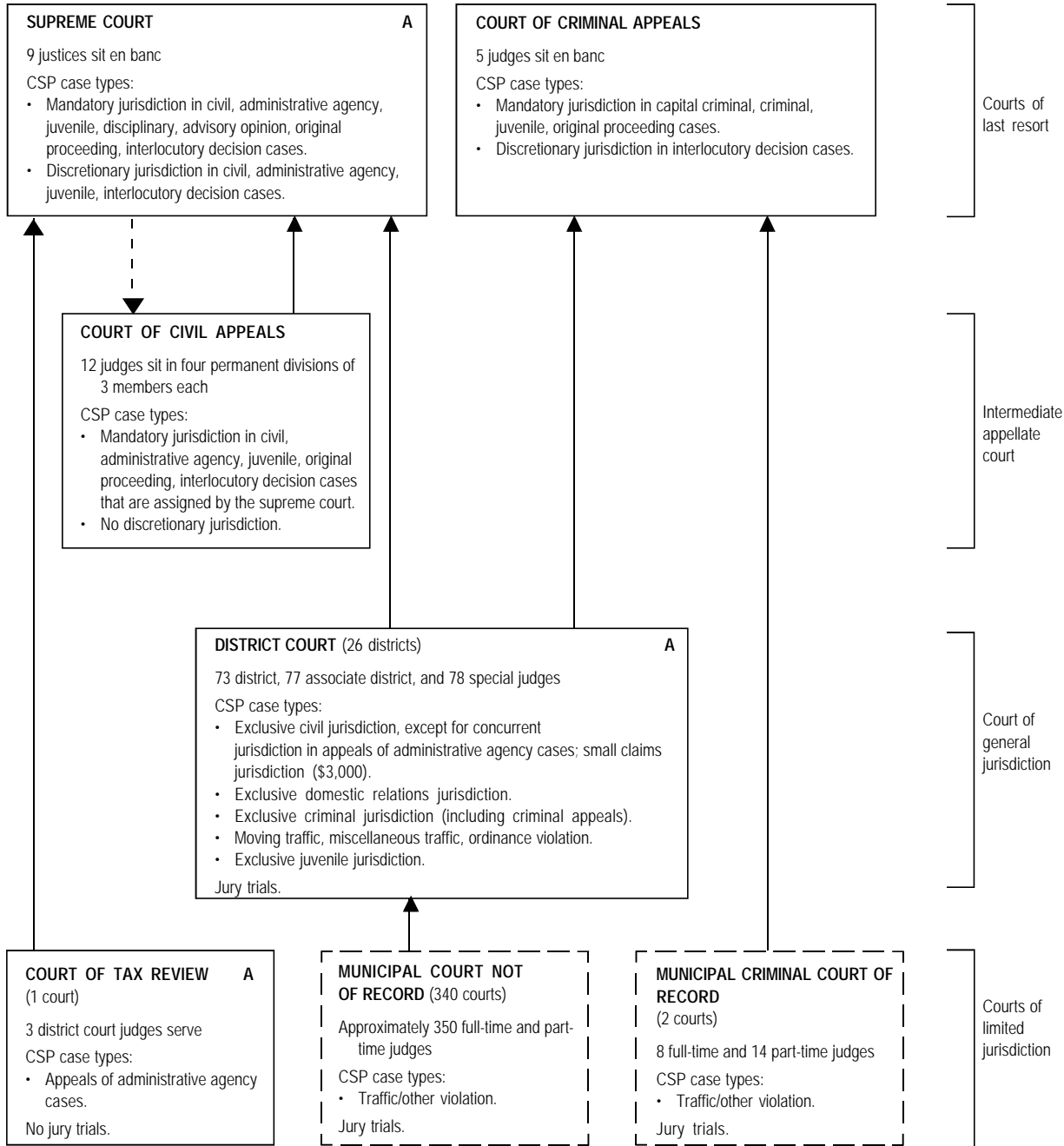
* A temporary court of appeals was established July 1, 1987, to exercise appellate and original jurisdiction as delegated by the supreme court. This court does not sit, has no assigned judges, and has heard no appeals. It is currently unfunded.

OHIO COURT STRUCTURE, 2002



[Table of Contents](#)

OKLAHOMA COURT STRUCTURE, 2002

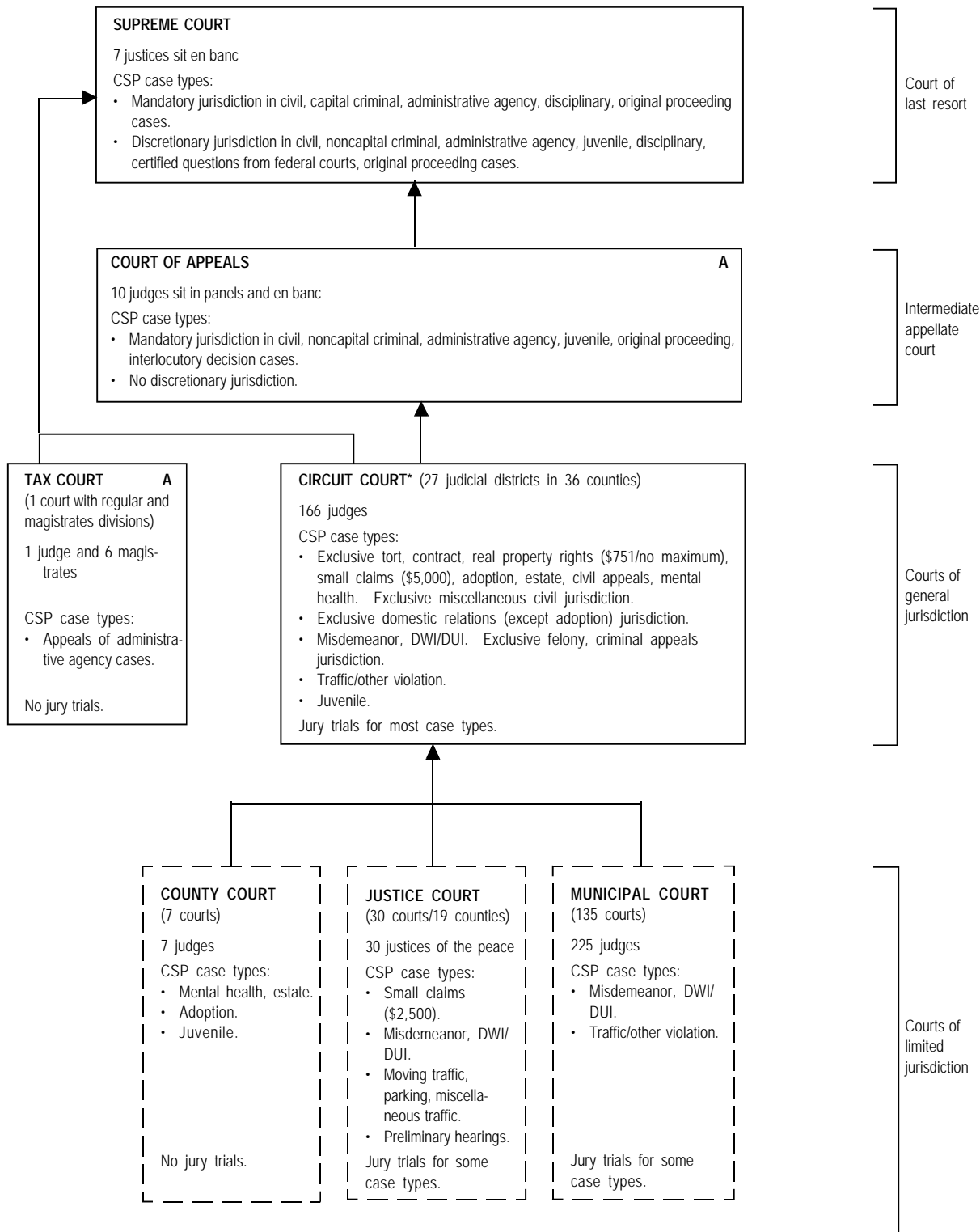


[Table of Contents](#)

- - Indicates assignment of cases.

Note: Oklahoma has a workers' compensation court, which hears complaints that are handled exclusively by administrative agencies in other states.

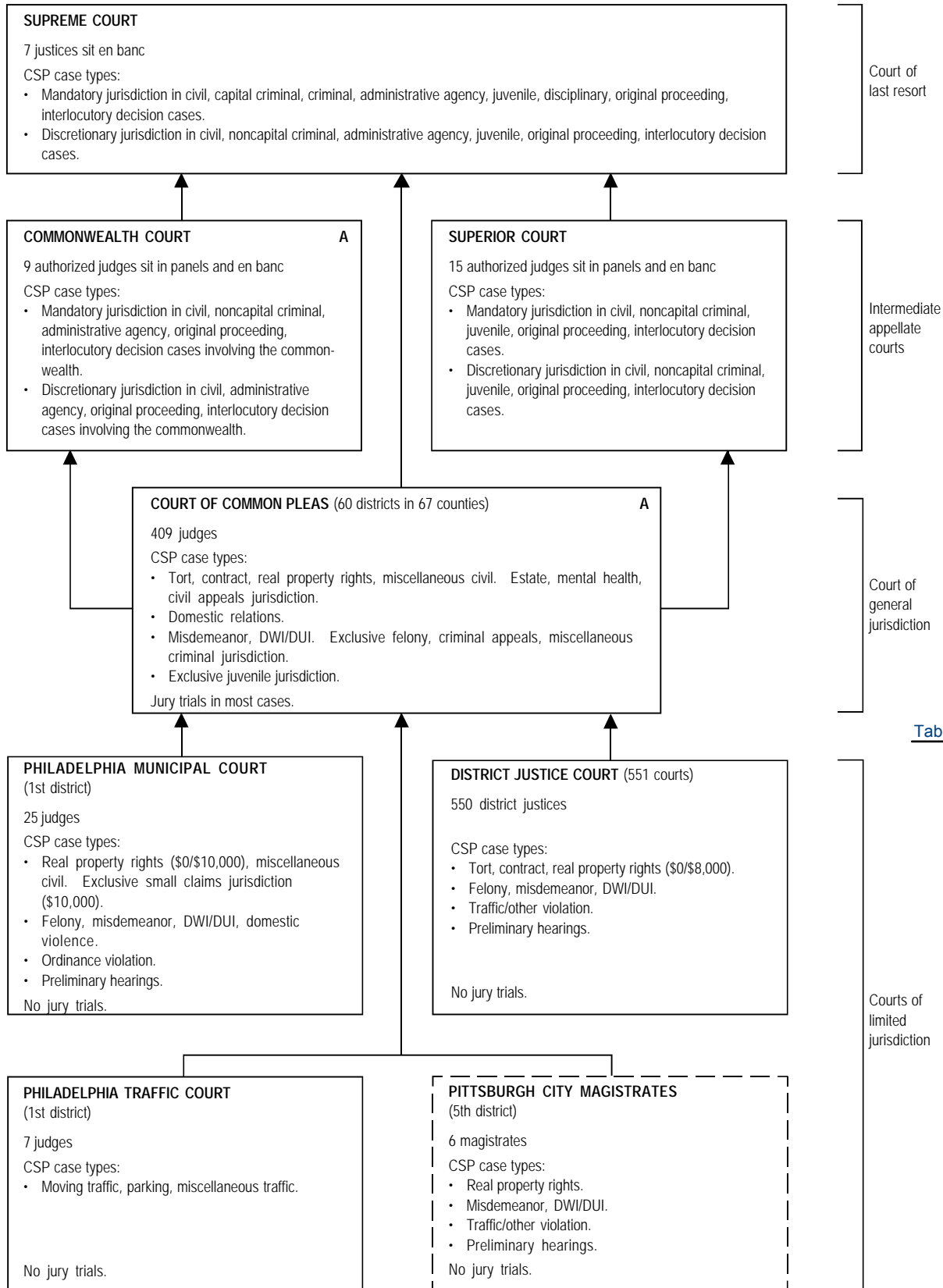
OREGON COURT STRUCTURE, 2002



[Table of Contents](#)

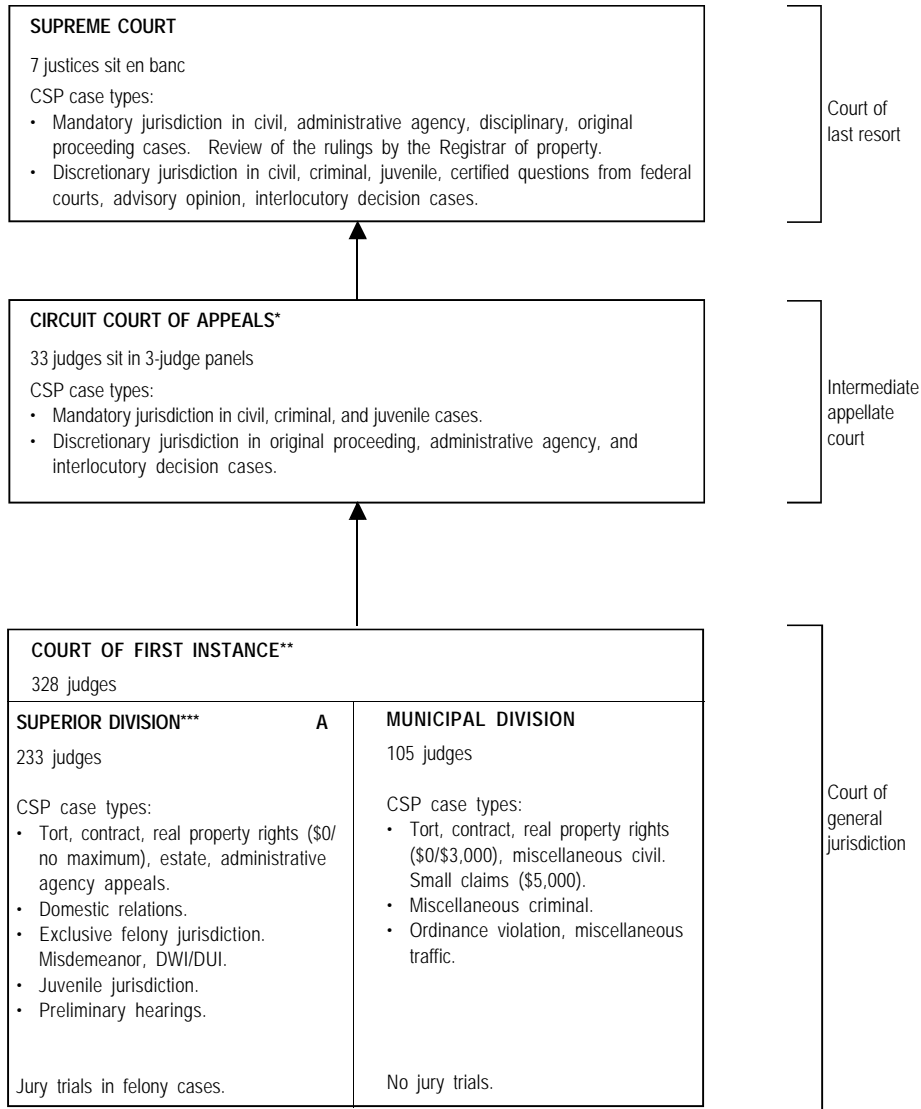
* Effective January 15, 1998, all District Courts were eliminated and District judges became Circuit judges.

PENNSYLVANIA COURT STRUCTURE, 2002



[Table of Contents](#)

PUERTO RICO COURT STRUCTURE, 2002



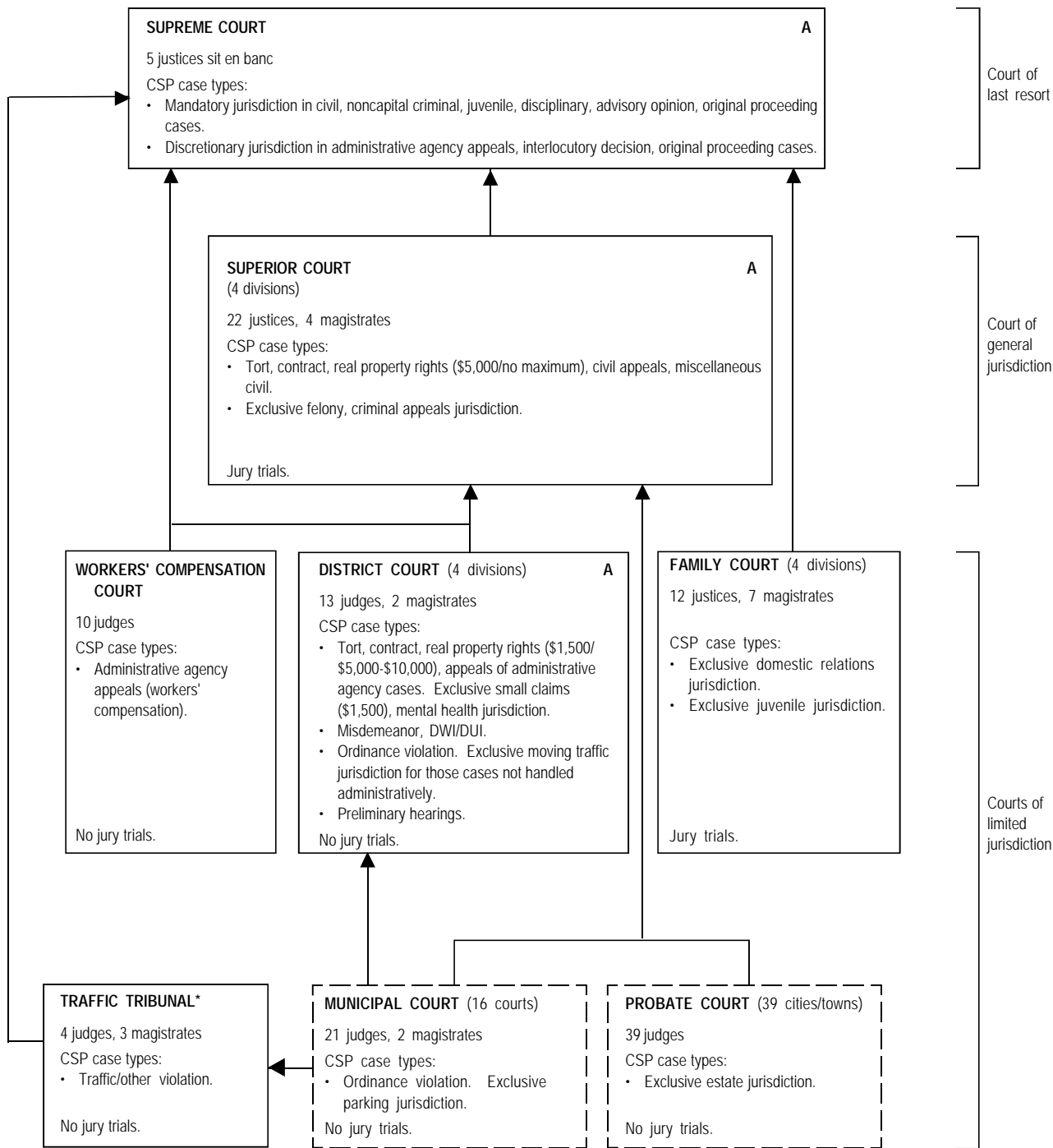
[Table of Contents](#)

*Created July 28, 1994; operational January 1, 1995.

**Created in 1994; operational in 1995.

***The Judicial Reform Act of 1994 established the abolition of the District Subsection. The District Subsection was abolished in 2002, and its functions were transferred to the Superior Division.

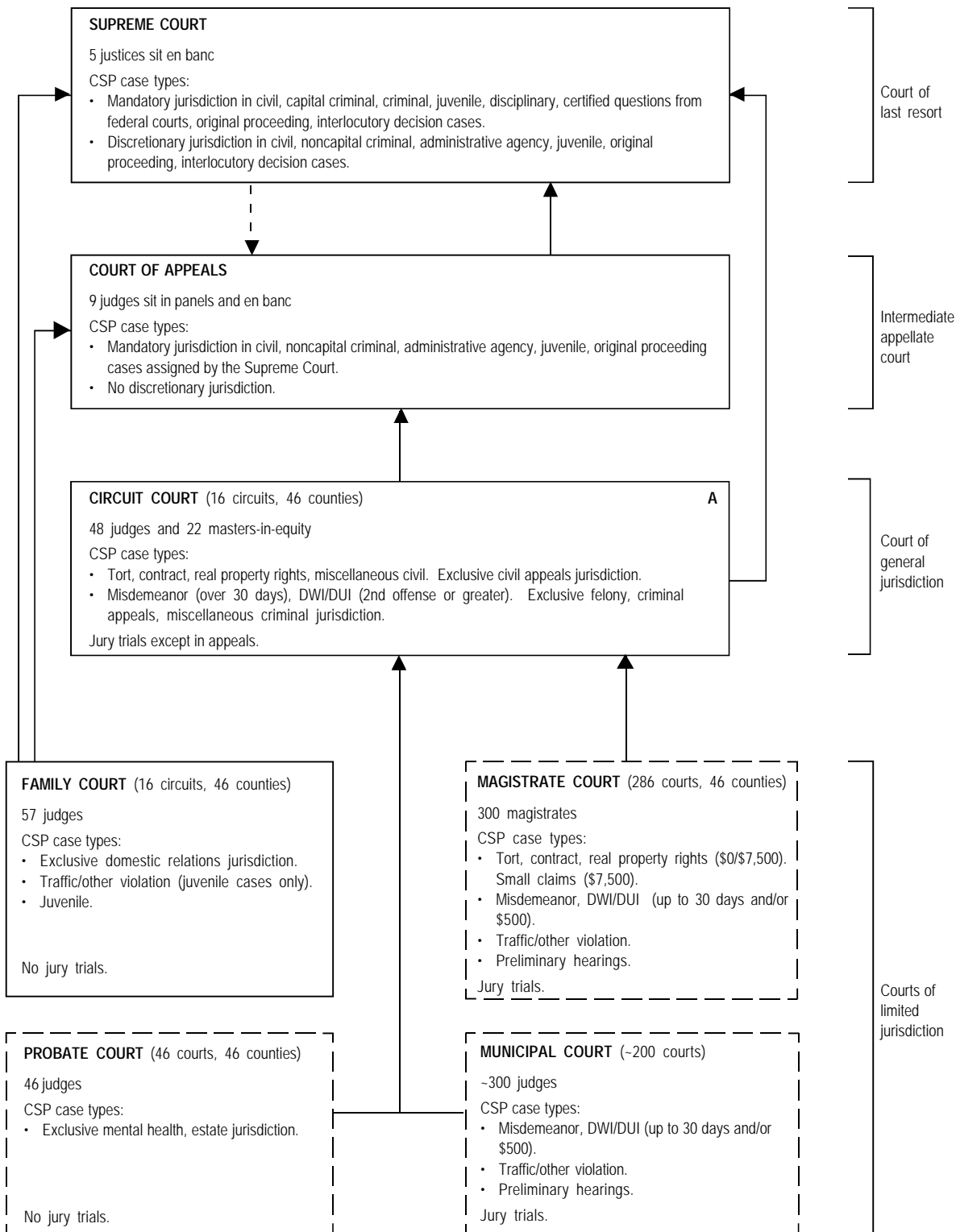
RHODE ISLAND COURT STRUCTURE, 2002



[Table of Contents](#)

* This court was formerly known as the Rhode Island Administrative Adjudication Court.

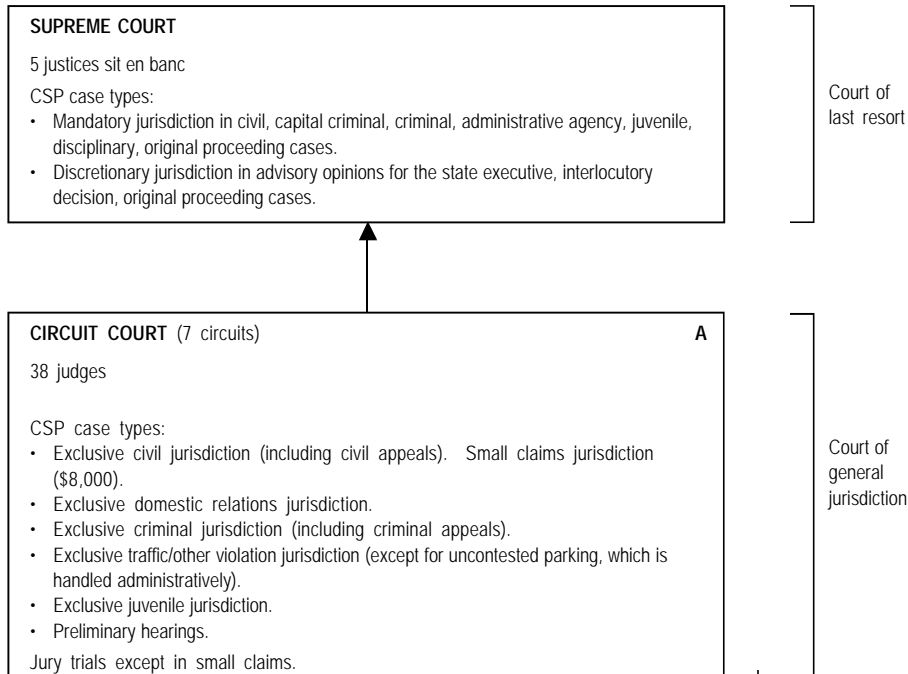
SOUTH CAROLINA COURT STRUCTURE, 2002



-- Indicates assignment of cases.

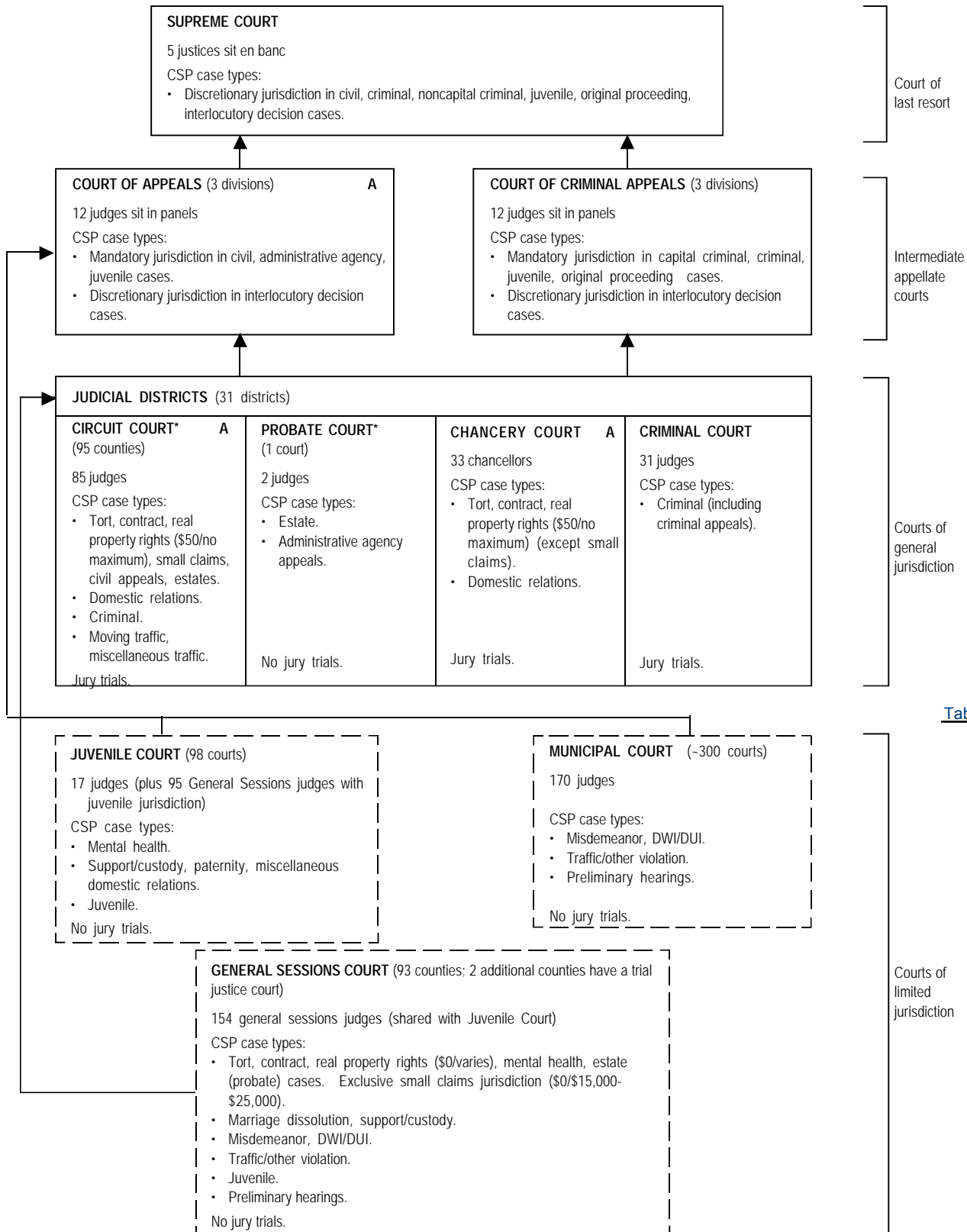
[Table of Contents](#)

SOUTH DAKOTA COURT STRUCTURE, 2002



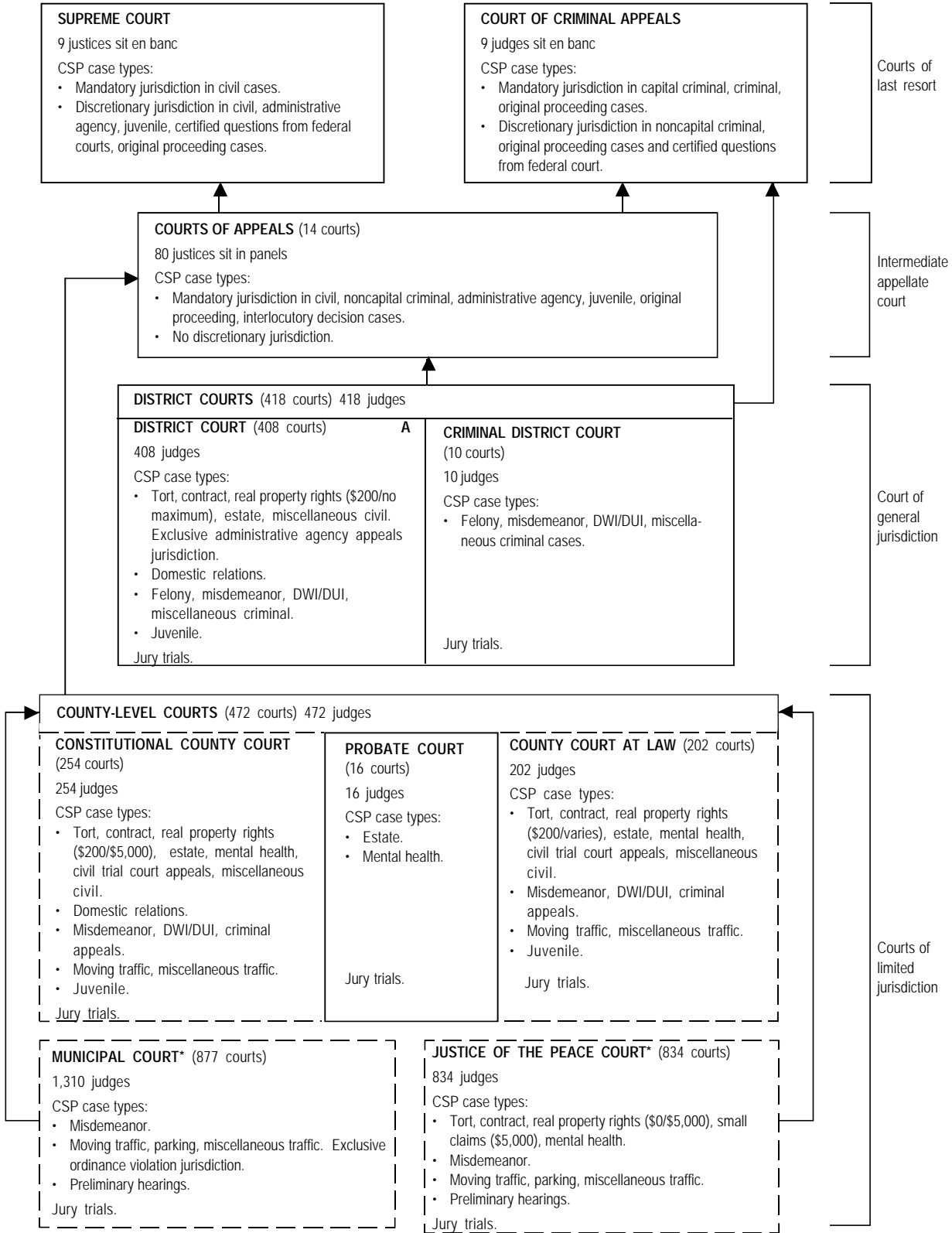
[Table of Contents](#)

TENNESSEE COURT STRUCTURE, 2002



* Effective September 1, 1998 Davidson County Probate Court became a Circuit Court with Probate jurisdiction.

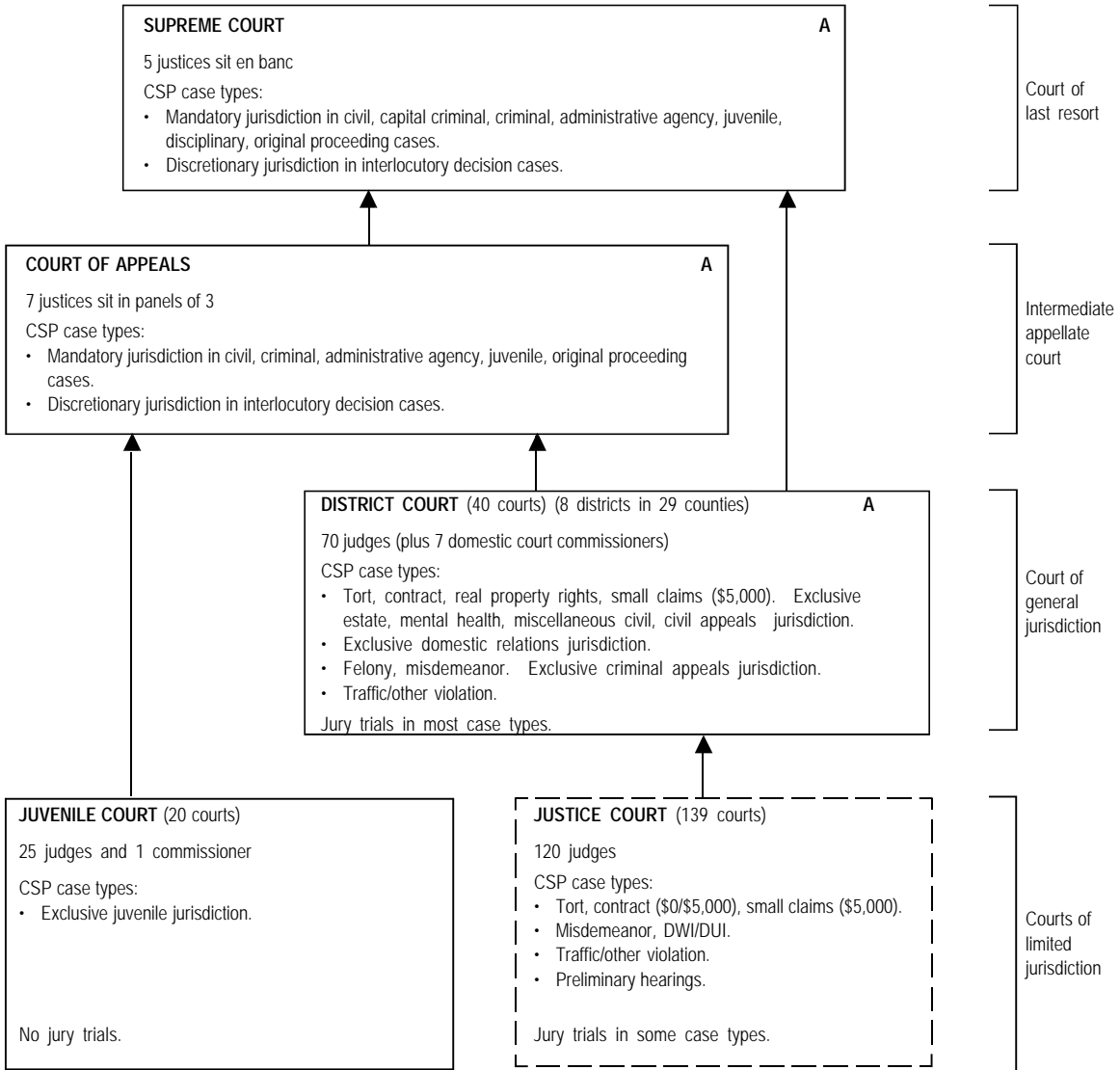
TEXAS COURT STRUCTURE, 2002



* Some municipal and justice of the peace courts may appeal to the district court.

[Table of Contents](#)

UTAH COURT STRUCTURE, 2002



[Table of Contents](#)

VERMONT COURT STRUCTURE, 2002

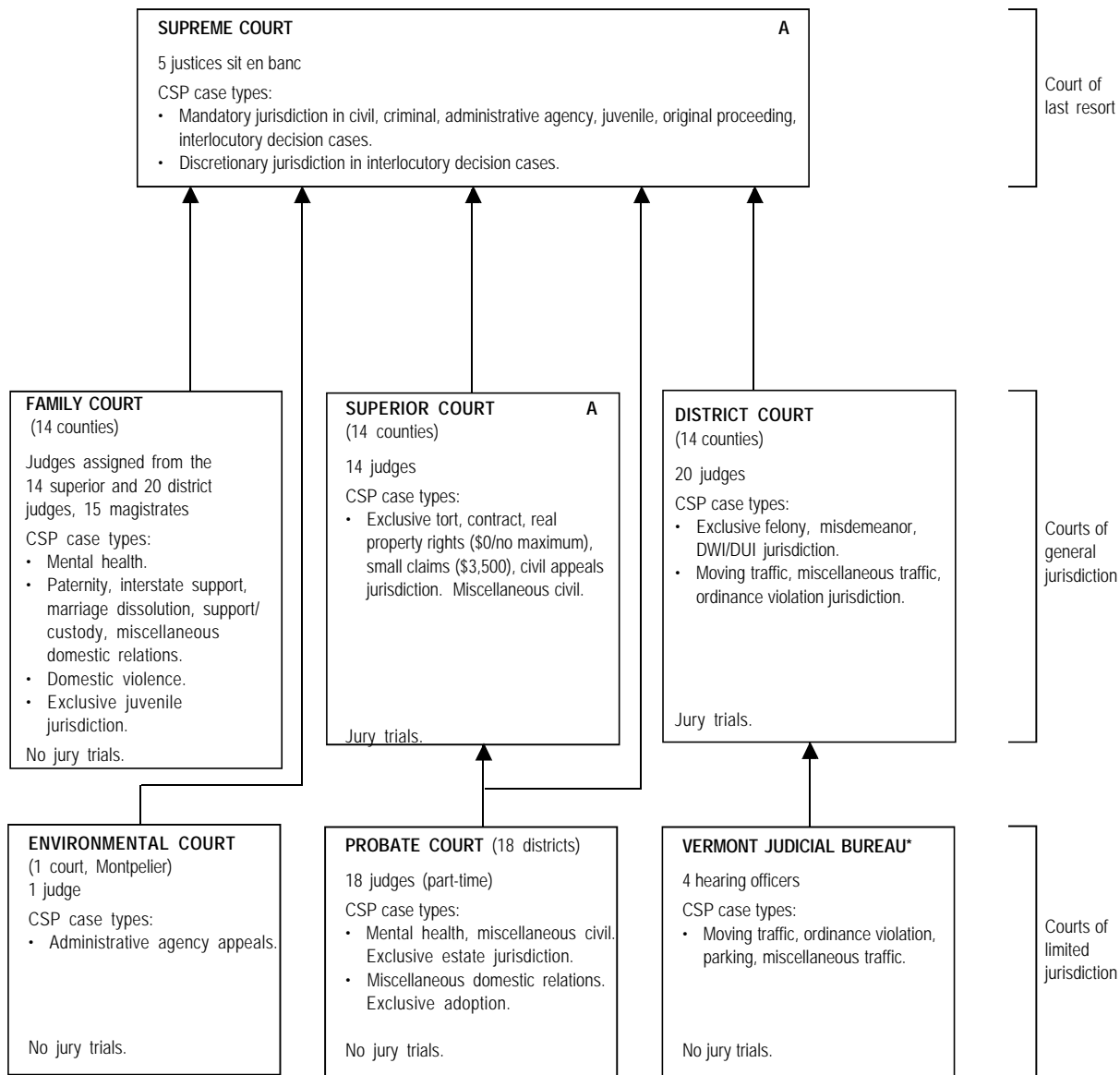
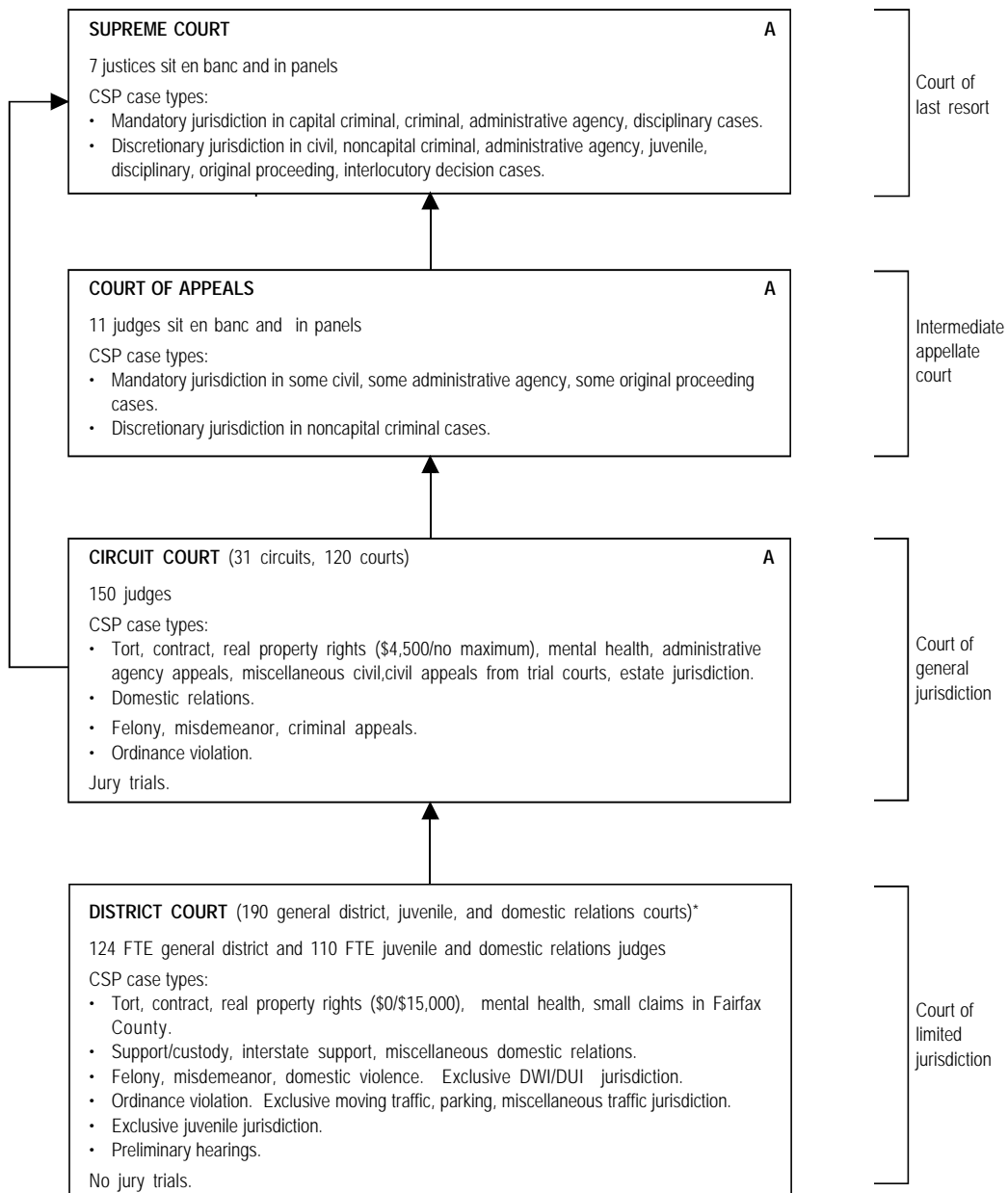


Table of Contents

* Renamed VERMONT JUDICIAL BUREAU as of 7/1/98, this court was formerly known as the Vermont Traffic and Municipal Ordinance Bureau.

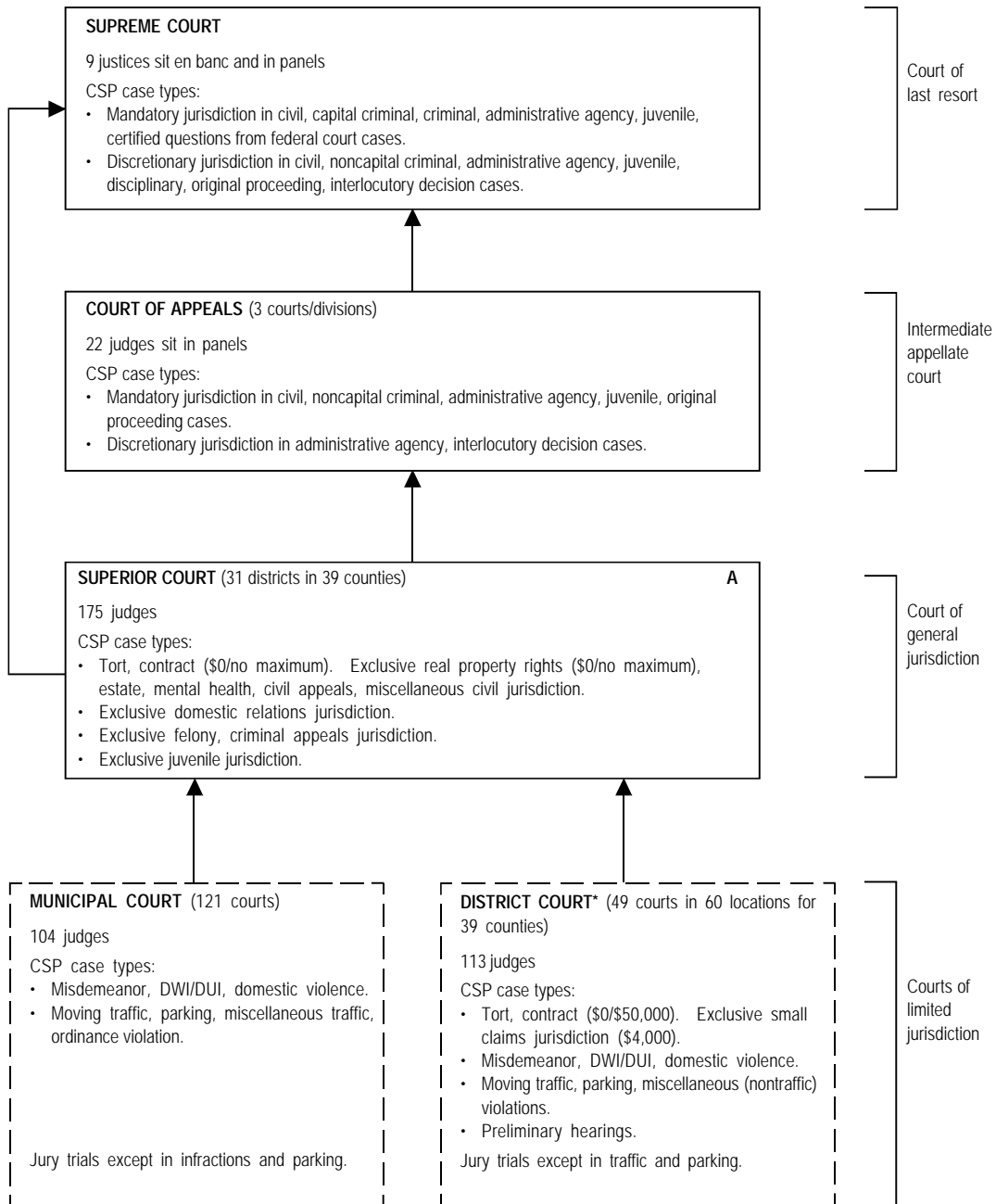
Note: An additional 28 assistant judges participate in findings of fact in Superior and Family Court cases. Some assistant judges, after special training, may hear small claims cases and traffic complaints, conduct criminal arraignments, and decide child support, parentage, and uncontested divorce proceedings. These assistant judges (who need not be attorneys) are elected to four-year terms by voters in Vermont's 14 counties.

VIRGINIA COURT STRUCTURE, 2002



* The district court is referred to as the juvenile and domestic relations court when hearing juvenile and domestic relations cases and as the general district court for the balance of the cases.

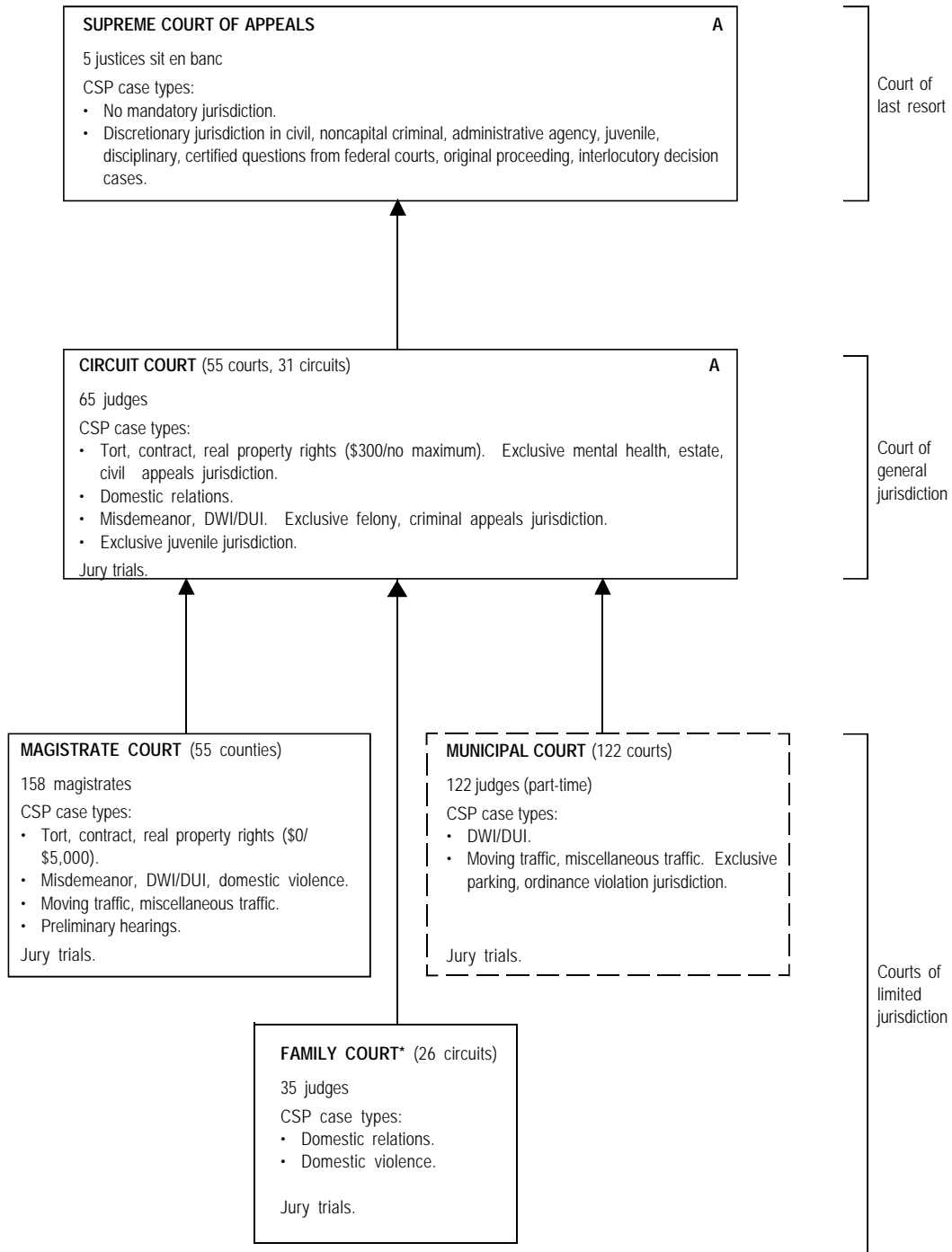
WASHINGTON COURT STRUCTURE, 2002



[Table of Contents](#)

* District court provides services to municipalities that do not have a municipal court.

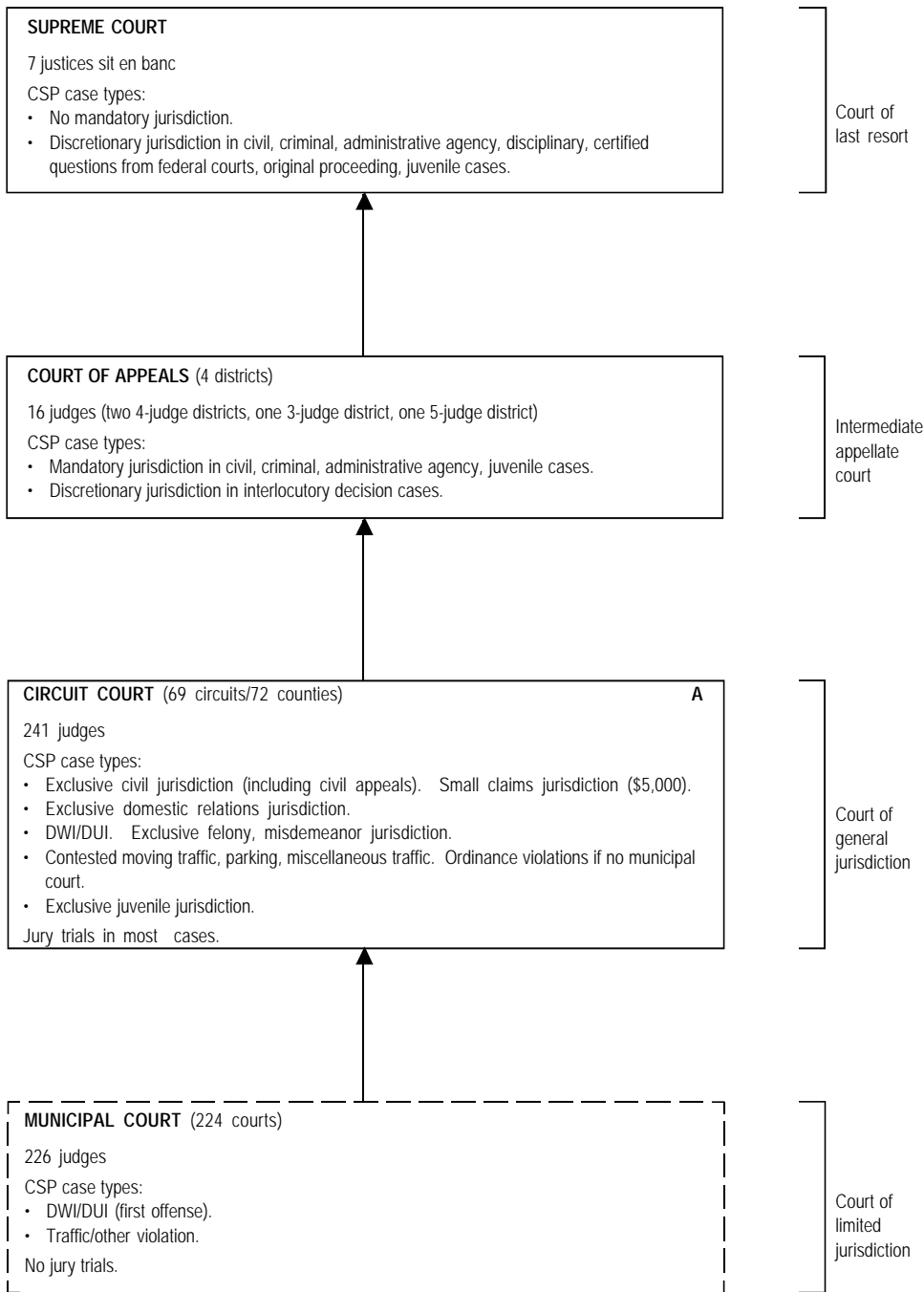
WEST VIRGINIA COURT STRUCTURE, 2002



[Table of Contents](#)

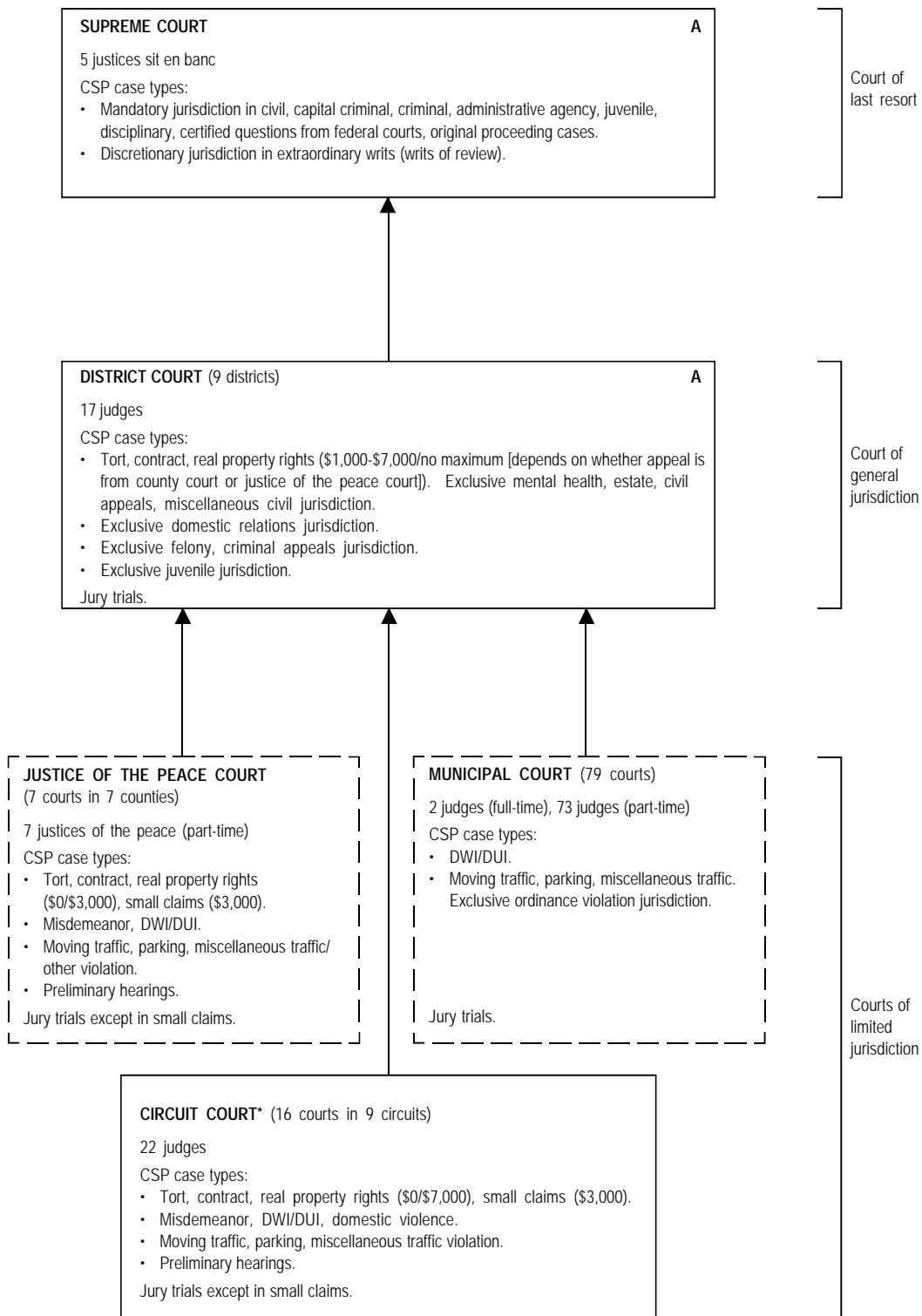
*The Family Court was created in 2002.

WISCONSIN COURT STRUCTURE, 2002



[Table of Contents](#)

WYOMING COURT STRUCTURE, 2002



[Table of Contents](#)

* County Courts were renamed Circuit Courts.

Jurisdiction and State Court Reporting Practices

FIGURE A: Reporting Periods for All State Courts, 2002

State	Reporting periods			
	January 1, 2002 to December 31, 2002	July 1, 2001 to June 30, 2002	September 1, 2001 to August 31, 2002	October 1, 2001 to September 30, 2002
Alabama				X
Alaska		X		
Arizona		X		
Arkansas	X			
California		X		
Colorado		X		
Connecticut	X Probate Court	X		
Delaware		X		
District of Columbia	X			
Florida	X			
Georgia	X			
Hawaii		X		
Idaho	X			
Illinois	X			
Indiana	X	X Supreme Court		
Iowa	X			
Kansas		X		
Kentucky		X		
Louisiana	X			
Maine		X		
Maryland		X		
Massachusetts		X	X Supreme Judicial Court	
Michigan	X			
Minnesota	X			
Mississippi		X		
Missouri		X		
Montana	X			
Nebraska	X Supreme Court Court of Appeals District Court County Court Separate Juvenile	X Workers' Compensation Court		

(continued on next page)

FIGURE A: Reporting Periods for All State Courts, 2002 (continued)

State	Reporting periods			
	January 1, 2002 to December 31, 2002	July 1, 2001 to June 30, 2002	September 1, 2001 to August 31, 2002	October 1, 2001 to September 30, 2002
Nevada		X	X Supreme Court	
New Hampshire	X			
New Jersey		X		
New Mexico		X		
New York	X			
North Carolina		X		
North Dakota	X			
Ohio	X			
Oklahoma		X		
Oregon	X			
Pennsylvania	X			
Puerto Rico		X		
Rhode Island	X			
South Carolina		X		
South Dakota		X		
Tennessee	X	X		
	Juvenile Court Probate Court			
Texas			X	
Utah	X All appellate courts	X All trial courts		
Vermont		X		
Virginia	X			
Washington	X			
West Virginia	X			
Wisconsin	X			
Wyoming	X			

Note: Unless otherwise indicated, an "X" means that all of the trial and appellate courts in that state report data for the time period indicated by the column.

Source: State administrative offices of the courts.

FIGURE B: Methods of Counting Cases in State Appellate Courts, 2002

State/Court name:	Court type	Case counted at:				Case filed with:		Does the court count reinstated/reopened cases in its count of new filings?		
		Filing of				Trial court	Appellate court	No	Rarely	Yes, or frequently as new case
		Notice of appeal	The trial record	Record plus briefs	Other point					
ALABAMA:										
Supreme Court	COLR	X	O	O	O	X	O	X	O	O
Court of Civil Appeals	IAC	X	O	O	O	X	O	X	O	O
Court of Criminal Appeals	IAC	X	O	O	O	X	O	X	O	O
ALASKA:										
Supreme Court	COLR	X	O	O	O	X	O	IDENTIFIED SEPARATELY		
Court of Appeals	IAC	X	O	O	O	X	O	IDENTIFIED SEPARATELY		
ARIZONA:										
Supreme Court	COLR	X-CR	O	O	X*	O	O	IDENTIFIED SEPARATELY		
Court of Appeals	IAC	X-CR*	X*	X*	X	O (except industrial cases & civil petition for special action)	X (only industrial cases & civil petition for special action)	IDENTIFIED SEPARATELY		
ARKANSAS:										
Supreme Court	COLR	O	X	O	O	X	O	O	X	O
Court of Appeals	IAC	O	X	O	O	X	O	O	X	O
CALIFORNIA:										
Supreme Court	COLR	X*	X	O	O	X (death penalty only)	COLR (if petition for review of IAC)	X	O	O
Courts of Appeal	IAC	X	X	O	O	X	O	X	O	O
COLORADO:										
Supreme Court	COLR	X	O	O	O	O	X	IDENTIFIED SEPARATELY		
Court of Appeals	IAC	X	O	O	O	O	X	IDENTIFIED SEPARATELY		
CONNECTICUT:										
Supreme Court	COLR	X	O	O	O	X	O	X (if motion to open)	O	O
Appellate Court	IAC	X	O	O	O	X	O	X (if motion to open or if remand by COLR)	O	O
DELAWARE:										
Supreme Court	COLR	X	O	O	O	O	X	X	O	O
DISTRICT OF COLUMBIA:										
Court of Appeals	COLR	X	O	O	O	X	O	IDENTIFIED SEPARATELY		

(continued on next page)

FIGURE B: Methods of Counting Cases in State Appellate Courts, 2002 (continued)

State/Court name:	Court type	Case counted at:				Case filed with:		Does the court count reinstated/reopened cases in its count of new filings?		
		Filing of				Trial court	Appellate court	No	Rarely	Yes, or frequently as new case
		Notice of appeal	The trial record	Record plus briefs	Other point					
FLORIDA:										
Supreme Court	COLR	X	O	O	O	X	IAC	X	O	O
District Courts of Appeal	IAC	X	O	O	O	X	(ADM. AGY. and Workers' Comp.)	X	O	O
GEORGIA:										
Supreme Court	COLR	O	X	O	X	O	X (notice of appeal)	O	O	X (if new appeal)
Court of Appeals	IAC	O	X	O	O	X	X	X	O	O
HAWAII:										
Supreme Court	COLR	O	X	O	O	X	X (original proceedings)	O	O	X
Intermediate Court of Appeals	IAC	O	O	O	X (when assigned by COLR)	O	O	O	O	X
IDAHO:										
Supreme Court	COLR	X	O	O	X (appeal from trial court)	X (COLR if appeal from IAC)	X	O	X	O
Court of Appeals	IAC	O	O	O	X (when assigned by COLR)	O	O	O	X	O
ILLINOIS:										
Supreme Court	COLR	X	O	O	O	O	X	X	O	O
Appellate Court	IAC	X	O	O	O	X	O	X	O	O
INDIANA:										
Supreme Court	COLR	O	O	O	X (any first filing, notice, record, brief, or motion)	X (only death penalty and/or sentence over 10 years)	X (if petition for transfer from IAC)	O	O	X
Court of Appeals	IAC	O	O	O	X (any first filing)	X (praecipe)	O	O	O	X
Tax Court	IAC	O	O	O	X	O	O	O	O	X

(continued on next page)

FIGURE B: Methods of Counting Cases in State Appellate Courts, 2002 (continued)

State/Court name:	Court type	Case counted at:				Case filed with:		Does the court count reinstated/reopened cases in its count of new filings?		
		Filing of				Trial court	Appellate court	No	Rarely	Yes, or frequently as new case
		Notice of appeal	The trial record	Record plus briefs	Other point					
IOWA:										
Supreme Court	COLR	X	O	O	O	X (if appeal from trial court)	X (COLR if appeal from IAC)	X	O	O
Court of Appeals	IAC	O	O	O	TRANSFER (if appeal from trial court)	X	O	X	O	O
KANSAS:										
Supreme Court	COLR	O	O	O	X*	X	O	O	O	X
Court of Appeals	IAC	O	O	O	X*	X	O	O	O	X
KENTUCKY:										
Supreme Court	COLR	X	O	O	O	X (COLR if review is sought from IAC)	X	X	X	O
Court of Appeals	IAC	X	O	O	O	X	O	X	O	O
LOUISIANA:										
Supreme Court	COLR	O	X	O	O	O	X	X	O	O
Court of Appeals	IAC	O	X	O	O	O	X	X	O	O
MAINE:										
Supreme Judicial Court Sitting as Law Court	COLR	X	O	O	O	X	O	X (if remanded)	O	X (if new appeal)
MARYLAND:										
Court of Appeals	COLR	O	X	O	O	X (if direct appeal)	X (IAC if appeal from IAC)	O	O	X
Court of Special Appeals	IAC	O	X	O	O	X	O	O	O	X
MASSACHUSETTS:										
Supreme Judicial Court	COLR	O	X	O	O	X	O	X	O	O
Appeals Court	IAC	O	X	O	O	X	O	O	X (if originally dismissed as premature)	O

(continued on next page)

FIGURE B: Methods of Counting Cases in State Appellate Courts, 2002 (continued)

State/Court name:	Court type	Case counted at:				Case filed with:		Does the court count reinstated/reopened cases in its count of new filings?		
		Filing of				Trial court	Appellate court	No	Rarely	Yes, or frequently as new case
		Notice of appeal	The trial record	Record plus briefs	Other point					
MICHIGAN:										
Supreme Court	COLR	X	O	O	O	O	X	X	O	X
								(if remanded w/jurisdiction retained)	X	(if new appeal)
Court of Appeals	IAC	X	O	O	O	O	X	O	O	X
MINNESOTA:										
Supreme Court	COLR	X	O	O	O	O	X	X	O	O
Court of Appeals	IAC	X	O	O	O	O	X	X	O	O
MISSISSIPPI:										
Supreme Court	COLR	X	O	O	O	X	O	IDENTIFIED SEPARATELY		
Court of Appeals	IAC	O	O	O	X	O	O	IDENTIFIED SEPARATELY		
					(when assigned by COLR)					
MISSOURI:										
Supreme Court	COLR	X	O	O	O	X	O	X	O	O
Court of Appeals	IAC	X	O	O	O	X	O	X	O	O
MONTANA:										
Supreme Court	COLR	X	O	O	O	X	O	X	O	O
		(notice plus any other filing; fee, record, motion)								
NEBRASKA:										
Supreme Court	COLR	X	O	O	O	X	O	X	O	O
Court of Appeals	IAC	X	O	O	O	X	O	X	O	O
NEVADA:										
Supreme Court	COLR	X	O	O	O	O	X	IDENTIFIED SEPARATELY		
NEW HAMPSHIRE:										
Supreme Court	COLR	X	O	O	O	X	X	X	O	O
								(if remanded & jurisdiction retained)		
NEW JERSEY:										
Supreme Court	COLR	X	O	O	O	O	X	IDENTIFIED SEPARATELY		
Appellate Division of Superior Court	IAC	X	O	O	O	O	X	IDENTIFIED SEPARATELY		

(continued on next page)

FIGURE B: Methods of Counting Cases in State Appellate Courts, 2002 (continued)

State/Court name:	Court type	Case counted at:				Case filed with:		Does the court count reinstated/reopened cases in its count of new filings?		
		Filing of				Trial court	Appellate court	No	Rarely	Yes, or frequently as new case
		Notice of appeal	The trial record	Record plus briefs	Other point					
NEW MEXICO:										
Supreme Court	COLR	O	O	O	X (within 30 days of notice)	X	O	X	O	O
Court of Appeals	IAC	O	O	O	X (within 30 days of notice)	X	O	IDENTIFIED SEPARATELY		
NEW YORK:										
Court of Appeals	COLR	X	O	O	O	X	O	O	O	X
Appellate Divisions of Supreme Court	IAC	O	X	O	O	X	O	X (if remitted for specific issues)	O	X (if remanded for new trial)
Appellate Terms of Supreme Court	IAC	O	X	O	O	X	O	X	O	O
NORTH CAROLINA:										
Supreme Court	COLR	O	X	O	O	X (if direct appeal)	X (COLR if appeal from IAC)	X (if petition to rehear)	X	O
Court of Appeals	IAC	O	X	O	O	X	O	X (if reconsidering dismissal)	X	O
NORTH DAKOTA:										
Supreme Court	COLR	X	O	O	O	X	O	O	O	X
OHIO:										
Supreme Court	COLR	X	O	O	O	O	IAC	X	O	O
Court of Appeals	IAC	X	O	O	O	X*	O	X	O	O
OKLAHOMA:										
Supreme Court	COLR	X*	O	O	O	X	O	X*	O	X*
Court of Criminal Appeals	COLR	O (notice plus transcript)	X	O	O	X	O	X*	O	X*
Court of Civil Appeals	IAC	O	O	O	TRANSFER	O	COLR	X*	O	X*
OREGON:										
Supreme Court	COLR	X	O	O	O	O	X	IDENTIFIED SEPARATELY		
Court of Appeals	IAC	X	O	O	O	O	X	IDENTIFIED SEPARATELY		

(continued on next page)

FIGURE B: Methods of Counting Cases in State Appellate Courts, 2002 (continued)

State/Court name:	Court type	Case counted at:				Case filed with:		Does the court count reinstated/reopened cases in its count of new filings?		
		Filing of				Trial court	Appellate court	No	Rarely	Yes, or frequently as new case
		Notice of appeal	The trial record	Record plus briefs	Other point					
PENNSYLVANIA:										
Supreme Court	COLR	X (direct appeal only)	O	O	X (discretionary certiorari granted)	X	X	X (if re-instated to enforce order)	X (if new appeal)	O
Superior Court	IAC	X	O	O	O	X	O	X	O	O
Commonwealth Court	IAC	X	O	O	O	X	X	O (ADM. AGY.)	O	X
PUERTO RICO:										
Supreme Court	COLR	X	O	O	O	X	X	YES, IDENTIFIED SEPARATELY		
Circuit Court of Appeals	IAC	X	O	O	O	X	X	YES, IDENTIFIED SEPARATELY		
RHODE ISLAND:										
Supreme Court	COLR	O	X	O	O	O	X	O	O	X
SOUTH CAROLINA:										
Supreme Court	COLR	O	X	O	O	X	X	X	O	O
Court of Appeals	IAC	O	O	O	TRANSFER	O	O	X	O	O
SOUTH DAKOTA:										
Supreme Court	COLR	X	O	O	O	X	O	X	O	O
TENNESSEE:										
Supreme Court	COLR	X	O	O	O	O	X	IDENTIFIED SEPARATELY		
Court of Appeals	IAC	X	O	O	O	O	X (Court of Appeals)	IDENTIFIED SEPARATELY		
Court of Criminal Appeals	IAC	X	O	O	O	O	X (Court of Criminal Appeals)	IDENTIFIED SEPARATELY		
TEXAS:										
Supreme Court	COLR	X	O	O	O	O	X	IDENTIFIED SEPARATELY		
Court of Criminal Appeals	COLR	O	O	O	X (any first filing)	X	X (Court of Crim. Appeals)	IDENTIFIED SEPARATELY		
Court of Appeals	IAC	X	O	O	O	X	O	IDENTIFIED SEPARATELY		
UTAH:										
Supreme Court	COLR	X	O	O	O	O	X (ADM. AGY.)	O	O	O
Court of Appeals	IAC	X	O	O	O	X	X	O	X	O

(continued on next page)

FIGURE B: Methods of Counting Cases in State Appellate Courts, 2002 (continued)

State/Court name:	Court type	Case counted at:				Case filed with:		Does the court count reinstated/reopened cases in its count of new filings?			
		Filing of				Trial court	Appellate court	No	Rarely	Yes, or frequently as new case	
		Notice of appeal	The trial record	Record plus briefs	Other point						
VERMONT:											
Supreme Court	COLR	X	O	O	O	X	O	X	O	X (if dismissed & reinstated)	X (if after final decision or if statistical period has ended)
VIRGINIA:											
Supreme Court	COLR	X	O	O	O	O	X	X	O	O	O
Court of Appeals	IAC	X	O	O	O	X	O	X	O	O	O
WASHINGTON:											
Supreme Court	COLR	X	O	O	O	X	X	X	O	O	O
Court of Appeals	IAC	X	O	O	O	X	O	X	O	O	O
WEST VIRGINIA:											
Supreme Court of Appeals	COLR	X	O	O	O	X	O	X	O	O	O
WISCONSIN:											
Supreme Court	COLR	O	O	O	X (when accepted by court)	O	X	O	O	O	X
Court of Appeals	IAC	X	O	O	O	X	O	O	O	O	X
WYOMING:											
Supreme Court	COLR	O	X	O	O	O	X	X	O	O	O

ADM. AGY. = Administrative agency cases only.
 CR = Criminal cases only.
 CV = Civil cases only.
 DP = Death penalty cases only.
 COLR = Court of last resort.
 IAC = Intermediate appellate court.
 X = Yes
 O = No

FOOTNOTES*

Arizona-Supreme Court: Civil cases are counted when the fee is paid within 30 days after trial record is filed.

Arizona-Court of Appeals: Civil cases are counted when the fee is paid within 30 days after trial record is filed. Juvenile/ industrial/habeas corpus cases are counted at receipt of notice or at receipt of the trial record.

California-Supreme Court: Cases are counted at the notice of appeal for discretionary review cases from the IAC.

Kansas: Cases are counted at the docketing, which occurs 21 days after a notice of appeal is filed in the trial court.

Ohio-Court of Appeals: The clerk of the trial court is also the clerk of the Court of Appeals.

Oklahoma: The notice of appeal refers to the petition in error. The courts do not count reinstated cases as new filings, but do count any subsequent appeal of an earlier decided case as a new filing.

Source: State administrative offices of the courts.

FIGURE C: Dollar Amount Jurisdiction for Original Tort, Contract, Real Property Rights, and Small Claims Filings in State Trial Courts, 2002

State/Court name:	Jurisdiction	Unlimited dollar amount torts, contracts, real property	Limited dollar amount torts, contracts, real property	Small claims			
		Minimum/maximum	Minimum/maximum	Maximum dollar amount	Jury trials	Summary procedures	Lawyers permitted
ALABAMA:							
Circuit Court	G	\$3,000/No maximum	-	-	-	-	-
District Court	L	-	\$3,000/\$10,000	\$3,000	No	Yes	Optional
ALASKA:							
Superior Court	G	0/No maximum	-	-	-	-	-
District Court	L	-	0/\$50,000	\$7,500	No	Yes	Yes
ARIZONA:							
Superior Court	G	\$5,000-\$10,000/No maximum	-	-	-	-	-
Justice of the Peace Court	L	-	0/ \$5,000-\$10,000	\$2,500	No	Yes	No
ARKANSAS:							
Circuit Court	G	\$100/No maximum	-	-	-	-	-
District Court	L	-	0/\$5,000 (contract and personal property)	\$5,000	No	Yes	No
CALIFORNIA:							
Superior Court	G	\$25,000/No maximum	0/\$25,000 (limited jurisdiction division)	\$5,000	No	Yes	No
COLORADO:							
District Court	G	0/No maximum	-	-	-	-	-
Water Court	G	0/No maximum	-	-	-	-	-
County Court	L	-	0/\$15,000	\$7,500	No	Yes	No
CONNECTICUT:							
Superior Court	G	0/No maximum	-	\$2,500	No	Yes	Yes
DELAWARE:							
Court of Chancery	G	0/No maximum	-	-	-	-	-
Superior Court	G	0/No maximum	-	-	-	-	-
Court of Common Pleas	L	-	0/\$50,000	-	-	-	-
Justice of the Peace Court	L	-	0/\$15,000	\$15,000	No	Yes	Yes
DISTRICT OF COLUMBIA:							
Superior Court	G	\$5,001/No maximum (No minimum for real property)	-	\$5,000	Yes	Yes	Yes
FLORIDA:							
Circuit Court	G	\$15,001/No maximum	-	-	-	-	-
County Court	L	-	\$5,001/ \$15,000	\$5,000	Yes	Yes	Yes

(continued on next page)

FIGURE C: Dollar Amount Jurisdiction for Original Tort, Contract, Real Property Rights, and Small Claims Filings in State Trial Courts, 2002
(continued)

State/Court name:	Jurisdiction	Unlimited dollar amount	Limited dollar amount	Small claims			
		torts, contracts, real property	torts, contracts, real property	Maximum dollar amount	Jury trials	Summary procedures	Lawyers permitted
		Minimum/maximum	Minimum/maximum				
GEORGIA:							
Superior Court	G	0/No maximum	-	No max	Yes	No	Yes
State Court	L	0/No maximum (No real property)	-	No max	Yes	No	Yes
Civil Court (Bibb & Richmond counties only)	L	-	0/\$7,500 - 0/\$25,000 (Bibb) - (Richmond)	\$25,000	Yes	Yes	Yes
Magistrate Court	L	-	0/\$5,000 (No real property)	\$5,000	No	Yes	Yes
Municipal Court (Columbus)	L	-	0/\$15,000	\$15,000	Yes	Yes	Yes
HAWAII:							
Circuit Court	G	\$10,000/No maximum	-	-	-	-	-
District Court	L	-	0/\$20,000 (No maximum in summary possession or ejection)	\$3,500 (Except in residential security de- posit cases)	No	Yes	Yes
IDAHO:							
District Court	G	0/No maximum	-	-	-	-	-
Magistrates Division	L	-	0/\$10,000	\$4,000	No	Yes	No
ILLINOIS:							
Circuit Court	G	0/No maximum	-	\$2,500	Yes	Yes	Yes
INDIANA:							
Superior Court and Circuit Court	G	0/No maximum	-	\$3,000	No	Yes	Yes
County Court	L	-	0/\$10,000	\$3,000	No	Yes	Yes
Small Claims Court of Marion County	L	-	-	\$6,000	No	Yes	Yes
City Court	L	-	0/\$500- \$3,000 (No real property)	-	-	-	-
IOWA:							
District Court	G	0/No maximum	-	\$5,000	No	Yes	Yes
KANSAS:							
District Court	G	0/No maximum	-	\$1,800	No	Yes	No
KENTUCKY:							
Circuit Court	G	\$4,000/No maximum	-	-	-	-	-
District Court	L	-	0/\$4,000	\$1,500	No	Yes	Yes
LOUISIANA:							
District Court	G	0/No maximum	-	-	-	-	-
City Court, Parish Court (New Orleans City Court)	L	-	0/\$15,000	\$2,000	No	Yes	Yes
Justice of the Peace Court	L	-	0/\$20,000	\$2,000	No	Yes	Yes
	L	-	0/\$2,000	\$2,000	No	Yes	Yes

(continued on next page)

FIGURE C: Dollar Amount Jurisdiction for Original Tort, Contract, Real Property Rights, and Small Claims Filings in State Trial Courts, 2002
(continued)

State/Court name:	Jurisdiction	Unlimited dollar amount	Limited dollar amount	Small claims			
		torts, contracts, real property	torts, contracts, real property	Maximum dollar amount	Jury trials	Summary procedures	Lawyers permitted
		Minimum/maximum	Minimum/maximum				
MAINE:							
Superior Court	G	0/No maximum	-	-	-	-	-
District Court	L	0/No maximum	-	\$4,500	No	Yes	Yes
MARYLAND:							
Circuit Court	G	\$2,500/No maximum	-	-	-	-	-
District Court	L	0/No maximum (only real property)	\$2,500/\$25,000 (only tort, contract)	\$2,500	No	Yes	Yes
MASSACHUSETTS:							
Superior Court	G	0/No maximum	-	-	-	-	-
Housing Court	L	0/No maximum	-	\$2,000	No	No	Yes
District Court	L	0/No maximum	-	\$2,000	Yes	Yes	Yes
Boston Municipal Court	L	0/No maximum	-	\$2,000	Yes	Yes	Yes
MICHIGAN:							
Circuit Court	G	\$25,000/No maximum	-	-	-	-	-
District Court	L	-	0/\$25,000	\$3,000	No	Yes	No
Municipal Court	L	-	0/\$1,500 (\$3,000 if approved by local funding unit)	\$100	No	Yes	No
MINNESOTA:							
District Court	G	0/No maximum	-	\$7,500	No	Yes	Yes
MISSISSIPPI:							
Circuit Court	G	\$200/No maximum	-	-	-	-	-
County Court	L	-	0/\$75,000	-	-	-	-
Justice Court	L	-	0/\$2,500	-	-	-	-
MISSOURI:							
Circuit Court	G	0/No maximum	-	-	-	-	-
(Associate Division)	L	-	0/\$25,000	\$3,000	No	Yes	Yes
MONTANA:							
District Court	G	\$50/No maximum	-	-	-	-	-
Justice of the Peace Court	L	-	0/\$7,000	\$3,000	No	Yes	No
Municipal Court	L	-	0/\$7,000	\$3,000	No	Yes	No
City Court	L	-	0/\$7,000	\$3,000	No	Yes	No
NEBRASKA:							
District Court	G	0/No maximum	-	-	-	-	-
County Court	L	-	0/\$15,000	\$2,100	No	Yes	No
NEVADA:							
District Court	G	\$7,500/No maximum	-	-	-	-	-
Justice Court	L	-	0/\$7,500	\$5,000	No	Yes	Yes
Municipal Court	L	-	0/\$2,500	-	-	-	-
NEW HAMPSHIRE:							
Superior Court	G	\$1,500/No maximum	-	-	-	-	-
District Court	L	-	0/\$25,000 (up to \$50,000 with Supreme Court approval)	\$5,000	No	Yes	Yes

(continued on next page)

FIGURE C: Dollar Amount Jurisdiction for Original Tort, Contract, Real Property Rights, and Small Claims Filings in State Trial Courts, 2002
(continued)

State/Court name:	Jurisdiction	Unlimited dollar amount	Limited dollar amount	Small claims			
		torts, contracts, real property	torts, contracts, real property	Maximum dollar amount	Jury trials	Summary procedures	Lawyers permitted
		Minimum/maximum	Minimum/maximum				
NEW JERSEY:							
Superior Court (Law Division and Chancery Division)	G	0/No maximum	-	-	-	-	-
(Law Division, Special Civil Part)	L	-	0/\$15,000	\$3,000	No	Yes	Yes
NEW MEXICO:							
District Court	G	0/No maximum	-	-	-	-	-
Magistrate Court	L	-	0/\$10,000	-	-	-	-
Metropolitan Court of Bernalillo County	L	-	0/\$10,000	-	-	-	-
NEW YORK:							
Supreme Court	G	0/No maximum	-	-	-	-	-
County Court	G	-	0/\$25,000	-	-	-	-
Civil Court of the City of New York	L	-	0/\$25,000	\$3,000	-	Yes	Yes
City Court	L	-	0/\$15,000	\$3,000	-	Yes	Yes
District Court	L	-	0/\$15,000	\$3,000	-	Yes	Yes
Court of Claims	L	0/No maximum	-	-	-	-	-
Town Court and Village Justice Court	L	-	0/\$3,000	\$3,000	-	Yes	Yes
NORTH CAROLINA:							
Superior Court	G	\$10,000/No maximum	-	-	-	-	-
District Court	L	-	0/\$10,000	\$4,000	No	Yes	Yes
NORTH DAKOTA:							
District Court	G	0/No maximum	-	\$5,000	No	Yes	Yes
OHIO:							
Court of Common Pleas	G	\$500/No maximum	-	-	-	-	-
County Court	L	-	0/\$15,000	\$2,000	No	Yes	Yes
Municipal Court	L	-	0/\$15,000	\$2,000	No	Yes	Yes
OKLAHOMA:							
District Court	G	0/No maximum	-	\$3,000	Yes	Yes	Yes
OREGON:							
Circuit Court	G	\$751/No maximum	-	\$5,000	-	-	-
Justice Court	L	-	-	\$2,500	No	Yes	No
PENNSYLVANIA:							
Court of Common Pleas	G	0/No maximum	-	-	-	-	-
District Justice Court	L	-	0/\$8,000	-	-	-	-
Philadelphia Municipal Court	L	-	0/\$10,000 (real property jurisdiction only)	\$10,000	No	Yes	Yes
Pittsburgh City Magistrates Court	L	0/No maximum (real property jurisdiction only)	-	-	-	-	-

(continued on next page)

FIGURE C: Dollar Amount Jurisdiction for Original Tort, Contract, Real Property Rights, and Small Claims Filings in State Trial Courts, 2002
(continued)

State/Court name:	Jurisdiction	Unlimited dollar amount	Limited dollar amount	Small claims			
		torts, contracts, real property	torts, contracts, real property	Maximum dollar amount	Jury trials	Summary procedures	Lawyers permitted
		Minimum/maximum	Minimum/maximum				
PUERTO RICO:							
Court of First Instance	G	-	-	-	-	-	-
Superior Division		\$0/No maximum	-	-	-	-	-
Municipal Division		-	0/\$3,000	\$5,000	No	Yes	Yes
RHODE ISLAND:							
Superior Court	G	\$5,000/No maximum	-	-	-	-	-
District Court	L	-	\$1,500/\$5,000- \$10,000	\$1,500	No	Yes	Yes
SOUTH CAROLINA:							
Circuit Court	G	\$7,500/No maximum	-	-	-	-	-
Magistrate Court	L	-	0/\$7,500 (No max. in landlord-tenant)	\$7,500	Yes	Yes	Yes
SOUTH DAKOTA:							
Circuit Court	G	0/No maximum	-	\$8,000	No	Yes	Yes
TENNESSEE:							
Circuit Court, Chancery Court	G	\$50/No maximum	-	-	-	-	-
General Sessions Court	L	0/No maximum (Forcible entry, detainer, and in actions to recover personal property)	0/\$15,000 (All civil actions in counties with population under 700,000); 0/\$25,000 (All civil actions in counties with population over 700,000)	\$15,000-25,000	No	Yes	Yes
TEXAS:							
District Court	G	\$200/No maximum	-	-	-	-	-
County Court at Law, Constitutional County Court	L	-	\$200/varies	-	-	-	-
Justice of the Peace Court	L	-	0/\$5,000	\$5,000	Yes	Yes	Yes
UTAH:							
District Court	G	0/No maximum	-	-	-	-	-
Justice Court	L	-	0/\$5,000	\$5,000	No	Yes	Yes
VERMONT:							
Superior Court	G	0/No maximum	-	-	-	-	-
District Court	G	-	-	\$3,500	Yes	Yes	Yes
VIRGINIA:							
Circuit Court	G	\$3,000/No maximum	-	-	-	-	-
District Court	L	-	0/\$15,000	-	-	-	-
WASHINGTON:							
Superior Court	G	0/No maximum	-	-	-	-	-
District Court	L	-	0/\$50,000	\$4,000	No	Yes	No
WEST VIRGINIA:							
Circuit Court	G	\$300/No maximum	-	-	-	-	-
Magistrate Court	L	-	0/\$5,000	-	-	-	-

(continued on next page)

FIGURE C: Dollar Amount Jurisdiction for Original Tort, Contract, Real Property Rights, and Small Claims Filings in State Trial Courts, 2002
(continued)

State/Court name:	Jurisdiction	Unlimited dollar amount	Limited dollar amount	Small claims			
		torts, contracts, real property	torts, contracts, real property	Maximum dollar amount	Jury trials	Summary procedures	Lawyers permitted
		Minimum/maximum	Minimum/maximum				
WISCONSIN:							
Circuit Court	G	0/No maximum	-	\$5,000	Yes	Yes	Yes
WYOMING:							
District Court	G	\$1,000-\$7,000/No maximum	-	-	-	-	-
County Court	L	-	0/\$7,000	\$3,000	No	Yes	Yes
Justice of the Peace Court	L	-	0/\$3,000	\$3,000	No	Yes	Yes

JURISDICTION CODES:

- G = General jurisdiction court.
- L = Limited jurisdiction court.
- = Information not available.

Source: State administrative offices of the courts.

FIGURE D: Criminal Case Unit of Count Used by State Trial Courts, 2002

State/Court name:	Jurisdiction	Point of counting a criminal case	Number of defendants		Contents of charging document			
			One	One or more	Single charge	Single incident (set # of charges per case)	Single incident (unlimited # of charges)	One or more incidents
ALABAMA:								
Circuit Court	G	Information/Indictment	X					X
District Court	L	Complaint	X					X
Municipal Court	L	Complaint/warrant	X					X
ALASKA:								
Superior Court	G	Indictment	X		multiple charges			X
District Court	L	Complaint	X		multiple counts			X
ARIZONA:								
Superior Court	G	Information/indictment	X					X
Justice of the Peace Court	L	Complaint				Varies with jurisdiction*		
Municipal Court	L	Complaint				Varies with jurisdiction*		
ARKANSAS:								
Circuit Court	G	Information/indictment	X					X
District Court	L	Complaint	X			X		
City Court	L	Complaint	X			X		
CALIFORNIA:								
Superior Court	G	Complaint/indictment	X					X
COLORADO:								
District Court	G	Information/advisement	X					X
County Court	L	Complaint/summons	X					X
CONNECTICUT:								
Superior Court	G	Information/indictment	X					X
DELAWARE:								
Superior Court	G	Information/indictment	X					X
Family Court	L	Complaint	X					X
Justice of the Peace Court	L	Complaint	X					X
Court of Common Pleas	L	Complaint	X					X
Alderman's Court	L	Complaint	X			X		
DISTRICT OF COLUMBIA:								
Superior Court	G	Complaint/information/indictment	X					X
FLORIDA:								
Circuit Court	G	Information/indictment	X				(prosecutor decides)	
County Court	L	Complaint	X				X	

(continued on next page)

FIGURE D: Criminal Case Unit of Count Used by State Trial Courts, 2002 (continued)

State/Court name:	Jurisdiction	Point of counting a criminal case	Number of defendants		Contents of charging document			
			One	One or more	Single charge	Single incident (set # of charges per case)	Single incident (unlimited # of charges)	One or more incidents
GEORGIA:								
Superior Court	G	Indictment/accusation		X			X	
State Court	L	Accusation/citation		X			X	
Magistrate Court	L	Accusation/citation	X				X	
Probate Court	L	Accusation/citation	X				X	
Municipal Court	L	Accusation/citation	X				X	
County Recorder's Court	L	No data reported						
Municipal Courts and the City Court of Atlanta	L	No data reported						
HAWAII:								
Circuit Court	G	Complaint/indictment	X				X	(most serious charge)
District Court	L	Information/complaint	X				X	
IDAHO:								
District Court	G	Citation		X				X
Magistrates Division	L	Information/complaint		X				X
ILLINOIS:								
Circuit Court	G	Information/indictment		X			X	
INDIANA:								
Superior Court and Circuit Court	G	Information/indictment	X				X	(may not be consistent)
County Court	L	Information/complaint	X				X	(may not be consistent)
City Court and Town Court	L	Information/complaint	X				X	(may not be consistent)
IOWA:								
District Court	G	Information/indictment	X				X	
KANSAS:								
District Court	G	First appearance	X				X	
Municipal Court	L	First appearance	X				X	
KENTUCKY:								
Circuit Court	G	Information/indictment	X				X	
District Court	L	Complaint/citation	X				X	
LOUISIANA:								
District Court	G	Information/indictment	Varies			Varies		
City and Parish Court	L	Information/complaint	X				X	
MAINE:								
Superior Court	G	Information/indictment	X				X	
District Court	L	Information/complaint	X				X	

(continued on next page)

FIGURE D: Criminal Case Unit of Count Used by State Trial Courts, 2002 (continued)

State/Court name:	Jurisdiction	Point of counting a criminal case	Number of defendants		Contents of charging document			
			One	One or more	Single charge	Single incident (set # of charges per case)	Single incident (unlimited # of charges)	One or more incidents
MARYLAND:								
Circuit Court	G	Information/indictment	X				X	
District Court	L	Citation/information/docket	X				X	
MASSACHUSETTS:								
Superior Court	G	Information/indictment	X				X	
Housing Court	L	Complaint	X				X	
District Court	L	Complaint	X				X	
Boston Municipal Ct.	L	Complaint	X				X	
MICHIGAN:								
Circuit Court	G	Information	X				X	
District Court	L	Complaint	X				X	
Municipal Court	L	Complaint	X				X	
MINNESOTA:								
District Court	G	First appearance	X				X*	
MISSISSIPPI:								
Circuit Court	G	Indictment	X				X	
County Court	L	Indictment	X				X	
Justice Court	L	Indictment	X				X	
Municipal Court	L	Indictment	X				X	
MISSOURI:								
Circuit Court	G	Information/indictment		X			X	
(Associate Division)	L	Complaint/Information		X			X	
MONTANA:								
District Court	G	Information/indictment		X			X	
Justice of Peace Court	L	Complaint	X				X	
Municipal Court	L	Complaint	X				X	
City Court	L	Complaint	X				X	
NEBRASKA:								
District Court	G	Information/indictment	X				X	(not consistently observed statewide)
County Court	L	Information/complaint	X				X	
NEVADA:								
District Court	G	Information/indictment	X				X	
Justice Court	L	Complaint	X				X	
Municipal Court	L	Complaint	X				X	
NEW HAMPSHIRE:								
Superior Court	G	Information/indictment	X				X	
District Court	L	Complaint	X				X	
NEW JERSEY:								
Superior Court (Law Division)	G	Indictment/accusation	X				X	
Municipal Court	L	Complaint	X		X			

(continued on next page)

FIGURE D: Criminal Case Unit of Count Used by State Trial Courts, 2002 (continued)

State/Court name:	Jurisdiction	Point of counting a criminal case	Number of defendants		Contents of charging document		
			One	One or more	Single charge	Single incident (set # of charges per case)	Single incident (unlimited # of charges)
NEW MEXICO:							
District Court	G	Complaint	X				X
Magistrate Court	L	Complaint	X				X
Bernalillo County Metropolitan Court	L	Complaint	X				X
Municipal Court	L	No data reported					
NEW YORK:							
Supreme Court	G	Indictment	X			Varies depending on prosecutor	
County Court	G	Indictment	X			Varies depending on prosecutor	
Criminal Court of the City of New York	L	Docket	X			Varies depending on prosecutor	
District Court and City Court	L	Docket	X			Varies depending on prosecutor	
Town Court and Village Justice Court	L	Docket	X			Varies depending on prosecutor	
NORTH CAROLINA:							
Superior Court	G	Indictment/Transfer	X			Varies depending on prosecutor	
District Court	L	Warrant/summons	X			Varies depending on prosecutor	
NORTH DAKOTA:							
District Court	G	Information	X				X
Municipal Court	L	Information	X				X
OHIO:							
Court of Common Pleas	G	Arraignment	X				X
County Court	L	Warrant/summons	X				X
Municipal Court	L	Warrant/summons	X				X
Mayor's Court	L	No data reported					
OKLAHOMA:							
District Court	G	Information/indictment		X			X
OREGON:							
Circuit Court	G	Complaint/indictment	X				X
Justice Court	L	Complaint	X			(number of charges not consistent statewide)	
Municipal Court	L	Complaint	X			X	
PENNSYLVANIA:							
Court of Common Pleas	G	Information	X				X
District Justice Court	L	Complaint	X				X
Philadelphia Municipal Court	L	Complaint	X				X
Pittsburgh City Magistrates Ct.	L	Complaint	X				X
PUERTO RICO:							
Court of First Instance	G	Accusation	X		X		

(continued on next page)

FIGURE D: Criminal Case Unit of Count Used by State Trial Courts, 2002 (continued)

State/Court name:	Jurisdiction	Point of counting a criminal case	Number of defendants		Contents of charging document			
			One	One or more	Single charge	Single incident (set # of charges per case)	Single incident (unlimited # of charges)	One or more incidents
RHODE ISLAND:								
Superior Court	G	Information/indictment	X					X
District Court	L	Complaint	X				X	
SOUTH CAROLINA:								
Circuit Court	G	Warrant/summons/ direct indictment	X				X	
Magistrate Court	L	Warrant/summons	X				X	
Municipal Court	L	Warrant/summons	X				X	
SOUTH DAKOTA:								
Circuit Court	G	Complaint	X				X	
TENNESSEE:								
Circuit Court and Criminal Court	G	Information/indictment	X		X			
General Sessions Court	L	No data reported						
Municipal Court	L	No data reported						
TEXAS:								
District Court	G	Information/indictment	X				X	
County-level Courts	L	Complaint/information	X				X	
Municipal Court	L	Complaint	X		X			
Justice of the Peace Court	L	Complaint	X		X			
UTAH:								
District Court	G	Information		X				X
Justice Court	L	Citation	X				X	
VERMONT:								
District Court	G	Arrest/arrestment	X					X
Superior Court	G	Information/indictment	X				X	
VIRGINIA:								
Circuit Court	G	Information/indictment	X		X			
District Court	L	Warrant/summons	X		X			
WASHINGTON:								
Superior Court	G	Information	X				X	
District Court	L	Complaint/citation	X			X	(Typically no more than 2 charges)	
Municipal Court	L	Complaint/citation	X			X		
WEST VIRGINIA:								
Circuit Court	G	Information/indictment	X					X
Magistrate Court	L	Complaint	X		X			
Municipal Court	L	No data reported						
WISCONSIN:								
Circuit Court	G	Initial appearance		X				X
Municipal Court	L	Complaint/citation*	X		X			

(continued on next page)

FIGURE D: Criminal Case Unit of Count Used by State Trial Courts, 2002 (continued)

State/Court name:	Jurisdiction	Point of counting a criminal case	Number of defendants		Contents of charging document		
			One	One or more	Single charge	Single incident (set # of charges per case)	Single incident (unlimited # of charges)
WYOMING:							
District Court	G	Information/indictment		X			X
Circuit Court	L	Information/indictment		X			X
Justice of the Peace Court	L	Information/indictment		X			X
Municipal Court	L	Citation/complaint	X		X		

JURISDICTION CODES:

G = General jurisdiction court.
 L = Limited jurisdiction court.

FOOTNOTES*

Arizona-Varies in limited jurisdiction courts. Prosecutor can file long form. Long form can involve one or more defendants and/or charges. Misdemeanors can also be included on citations.

Minnesota-District Court-The unit of count for all gross misdemeanor and felony cases is single defendant-single charge, but for misdemeanor cases the unit of count is single defendant-one/more charges.

Wisconsin-Municipal Court-The disposition of the complaint/citation is the point at which a criminal case is counted.

Source: State administrative offices of the courts.

FIGURE E: Juvenile Unit of Count Used in State Trial Courts, 2002

State/Court name:	Jurisdiction	Filings are counted		Disposition counted		Age at which juvenile jurisdiction transfers to adult courts
		At intake or referral	At filing of petition or complaint	At adjudication of petition	At disposition of juvenile	
ALABAMA:						
Circuit Court	G		X	X		18
District Court	L		X	X		18
ALASKA:						
Superior Court	G		X	X		18
ARIZONA:						
Superior Court	G		X	X		18
ARKANSAS:						
Circuit Court	G		X		X	18*
CALIFORNIA:						
Superior Court	G		X	X		18
COLORADO:						
District Court (includes Denver Juvenile Court)	G		X		X	18
CONNECTICUT:						
Superior Court	G	X			X	16
DELAWARE:						
Family Court	L (special)		X	X		18
DISTRICT OF COLUMBIA:						
Superior Court	G	X			X	18*
FLORIDA:						
Circuit Court	G		X	X		18
GEORGIA:						
Juvenile Court	L (special)		X		X	17*
HAWAII:						
Circuit Court	G (Family Court Division)	X		X		16
IDAHO:						
District Court	G		X	X		18
Magistrates Division	L		X	X		18
ILLINOIS:						
Circuit Court	G		X		X	17 (15 for first-degree murder, aggravated criminal sexual assault, armed robbery, robbery with a firearm, and unlawful use of weapons on school grounds)

(continued on next page)

FIGURE E: Juvenile Unit of Count Used in State Trial Courts, 2002 (continued)

State/Court name:	Jurisdiction	Filings are counted		Disposition counted		Age at which juvenile jurisdiction transfers to adult courts
		At intake or referral	At filing of petition or complaint	At adjudication of petition	At disposition of juvenile	
INDIANA:						
Superior Court and Circuit Court	G		X	X		18
Probate Court	L		X	X		18
IOWA:						
District Court	G		X	Disposition data are not collected		18
KANSAS:						
District Court	G		X		X	18 14 (for traffic violation) 16 (for fish and game) 10 (if waived to adult status)
KENTUCKY:						
District Court	L		X	X		18
LOUISIANA:						
District Court	G		X	X		17
Family Court and Juvenile Court	G		X	X		17 (15 for first- and second-degree murder, manslaughter, and aggravated rape)
City Court and Parish Court	L		X	X		16 (for armed robbery, aggravated burglary, and aggravated kidnapping)
MAINE:						
District Court	L		X		X	18
MARYLAND:						
Circuit Court	G		X		X	18
MASSACHUSETTS:						
District Court	L		X	X		17
Juvenile Court	L		X	X		17
MICHIGAN:						
Probate Court	L		X		X	17
MINNESOTA:						
District Court	G		X	X		18

(continued on next page)

FIGURE E: Juvenile Unit of Count Used in State Trial Courts, 2002 (continued)

State/Court name:	Jurisdiction	Filings are counted		Disposition counted		Age at which juvenile jurisdiction transfers to adult courts
		At intake or referral	At filing of petition or complaint	At adjudication of petition	At disposition of juvenile	
MISSISSIPPI:						
County Court	L		X	X		18
Chancery Court	L		X	X		18
MISSOURI:						
Circuit Court	G		X	X		17
MONTANA:						
District Court	G		X		X	18
NEBRASKA:						
Separate Juvenile Court	L		X		X	18
County Court	L		X		X	18
NEVADA:						
District Court	G		X		Varies by district	18
NEW HAMPSHIRE:						
District Court	L		X		X	17 16 (for traffic violation) 15 (for some felony charges)
NEW JERSEY:*						
Superior Court	G	X			X	18 complaint
NEW MEXICO:						
District Court	G		X	X		18
NEW YORK:						
Family Court	L		X		X	16 (except for specified felonies, 13, 14, 15)
NORTH CAROLINA:						
District Court	L		X	X		16 (age 13 or older may be transferred (after notice hearing and court finds probable cause) only as follows: if the offense is first degree murder, the court must transfer jurisdiction; for other felony-level offenses, the court may exercise discretion to transfer jurisdiction.)
NORTH DAKOTA:						
District Court	G		X		X	18
OHIO:						
Court of Common Pleas	G		X (warrant)		X	18

(continued on next page)

FIGURE E: Juvenile Unit of Count Used in State Trial Courts, 2002 (continued)

State/Court name:	Jurisdiction	Filings are counted		Disposition counted		Age at which juvenile jurisdiction transfers to adult courts
		At intake or referral	At filing of petition or complaint	At adjudication of petition	At disposition of juvenile	
OKLAHOMA: District Court	G		X (case number)	X		18
OREGON: Circuit Court	G		X	Dispositions are not counted		18*
PENNSYLVANIA: Court of Common Pleas	G	X (delinquency)	X (dependency)	X		18
PUERTO RICO: Court of First Instance	G		X		X	18 (but court keeps authority until processed minor turns 21)
RHODE ISLAND: Family Court	L	X		X		18
SOUTH CAROLINA: Family Court	L		X	X		17*
SOUTH DAKOTA: Circuit Court	G		X	X		18
TENNESSEE: General Sessions Court Juvenile Court	L L			(Data are reported with Juvenile Court data)		18
		X			X	
TEXAS: District Court County-level Court	G L		X X		X X	17 17
UTAH: Juvenile Court	L		X		X	18
VERMONT: Family Court	G		X		X	16*
VIRGINIA: District Court	L		X		X	18
WASHINGTON: Superior Court	G		X	X		18
WEST VIRGINIA: Circuit Court	G		X		X	18
WISCONSIN: Circuit Court	G		X	X		17
WYOMING: District Court	G		X	X		19

(continued on next page)

FIGURE E: Juvenile Unit of Count Used in State Trial Courts, 2002 (continued)

JURISDICTION CODES:

- G = General jurisdiction court.
- L = Limited jurisdiction court.

FOOTNOTES*

Arkansas-At 14, if certain offenses are committed or other factors are involved (e.g., if offense is a felony if committed by an adult and juvenile has been adjudicated delinquent three times within the last two years for acts that would have been felonies if committed by an adult.

District of Columbia-Depending on the severity of the offense a juvenile between the ages of 16-18 can be charged as an adult.

Georgia-Age 18 for deprived juveniles. If 13 and certain offenses are committed (7), Superior Court has jurisdiction unless transferred to Juvenile Court.

Nevada-Unless certified at a younger age because of felony charged.

New Jersey-All signed juvenile delinquency complaints are filed with the court and are docketed upon receipt (and therefore counted). Once complaints have been docketed they are screened by Court Intake Services and decisions are made as to how complaints will be processed (e.g., diversion, court hearings, etc.).

Oregon-At age 15, if certain felony offenses are alleged. Up to age 21 for certain status offenses.

South Carolina-At age 16, if certain felony offenses are alleged.

Vermont-At 10, if certain offenses are committed or other factors are involved.

Source: State administrative offices of the courts.

FIGURE F: State Trial Courts with Incidental Appellate Jurisdiction, 2002

State/Court name:	Jurisdiction	Administrative Agency Appeals	Trial Court Appeals		Type of Appeal	Source of Trial Court Appeal
			Civil	Criminal		
ALABAMA: Circuit Court	G	X	X	X	de novo	District, Probate, Municipal Courts
ALASKA: Superior Court	G	X	O	O	de novo	
		X	X	X	on the record	District Court
ARIZONA: Superior Court	G	X	X	X	de novo (if no record)	Justice of the Peace, Municipal Court
ARKANSAS: Circuit Court	G	O	X	X	de novo	Court of Common Pleas, County, Districtl, and City
CALIFORNIA: Superior Court	G	X	X	X	de novo on the record	Limited Jurisdiction Division
COLORADO: District Court	G	X	X	O	on the record	County and Municipal Court of Record
County Court	L	O	X	X	de novo not of record	Municipal Court
CONNECTICUT: Superior Court	G	X	X	O	de novo or on the record	Probate Court
DELAWARE: Superior Court	G	O	X (arbitration)	O		Superior Court
		O	O	X	on the record	Family Court
		O	X	X		Court of Common Pleas
		O	O	X	de novo	Municipal Court of Wilmington
Court of Common Pleas	L	O	X	X	de novo	Justice of the Peace, Alderman's Courts
DISTRICT OF COLUMBIA: Superior Court	G	X	O	O	on the record	Office of Employee Appeals, Administrative Traffic Agency
FLORIDA: Circuit Court	G	O	X	O	de novo on the record	County Court
		O	O	X	on the record	County Court

(continued on next page)

FIGURE F: State Trial Courts with Incidental Appellate Jurisdiction, 2002 (continued)

State/Court name:	Jurisdiction	Administrative Agency Appeals	Trial Court Appeals		Type of Appeal	Source of Trial Court Appeal
			Civil	Criminal		
GEORGIA:						
Superior Court	G	X	X	O	de novo or on the record	Probate Court, Magistrate Court
		O	O	X	de novo, on the record, or certiorari	Probate Court, Municipal Court, Magistrate Court, County Recorder's Court
State Court	L	O	X	O	certiorari on the record	Magistrate Court
		O	O	X		County Recorder's Court
HAWAII:						
Circuit Court	G	X	O	O	de novo	
IDAHO:						
District Court	G	X (small claims only)	X	X	de novo	Magistrates Division
		O	X	O	on the record	Magistrates Division
ILLINOIS:						
Circuit Court	G	X	O	O	on the record	
INDIANA:						
Superior Court and Circuit Court	G	X	X	X	de novo	City and Town Courts
IOWA:						
District Court	G	X	O	O	de novo	
		O	X	X	on the record	Magistrates Division
KANSAS:						
District Court	G	X	X	X	criminal on the record civil on the record	Criminal (from Municipal Court) Civil (from limited jurisdiction judge)
KENTUCKY:						
Circuit Court	G	X	X	X	on the record	District Court
LOUISIANA:						
District Court	G	X	X	X	on the record de novo	City and Parish Justice of the Peace, Mayor's Courts
MAINE:						
Superior Court	G	X	X	X	on the record	District Court
MARYLAND:						
Circuit Court	G	X	X	X	de novo, on the record	District Court

(continued on next page)

FIGURE F: State Trial Courts with Incidental Appellate Jurisdiction, 2002 (continued)

State/Court name:	Jurisdiction	Administrative Agency Appeals	Trial Court Appeals		Type of Appeal	Source of Trial Court Appeal
			Civil	Criminal		
MASSACHUSETTS: Superior Court	G	X	X	O	de novo, on the record	All limited jurisdiction courts
MICHIGAN: Circuit Court	G	X	X	X	de novo on the record	Municipal Court District, Municipal, and Probate Courts
MINNESOTA: District Court	G	O	X		de novo	Conciliation Division
MISSISSIPPI: Circuit Court	G	X O O	X O X	X X X	on the record de novo de novo	County Court Municipal Courts Justice Courts
Chancery Court	L	X	X	X	on the record	Commission
MISSOURI: Circuit Court	G	X X	O X	O O	on the record de novo	Municipal Court, Associate Divisions
MONTANA: District Court	G	X O	X O	O X	de novo and on the record de novo	Justice of Peace, Municipal, City Courts, and State Boards
NEBRASKA: District Court	G	X O	O X	O X	de novo on the record on the record	County Court
NEVADA: District Court	G	X O O	X O O	X X X	on the record de novo on the record	Justice Court Municipal Court If Municipal Court is designated court of record
NEW HAMPSHIRE: Superior Court	G	X	O	X	de novo	District
NEW JERSEY: Superior Court	G	O	O	X	de novo on the record	Municipal Court
NEW MEXICO: District Court	G	X	X	X	de novo	Magistrate, Probate, Municipal, Bernalillo County Metropolitan Courts

(continued on next page)

FIGURE F: State Trial Courts with Incidental Appellate Jurisdiction, 2002 (continued)

State/Court name:	Jurisdiction	Administrative Agency Appeals	Trial Court Appeals		Type of Appeal	Source of Trial Court Appeal
			Civil	Criminal		
NEW YORK: County Court	G	O	X	X	on the record	City, Town and Village Justice Courts
NORTH CAROLINA: Superior Court	G	X X	O O	X O	de novo de novo on the record	District Court
District Court	L	X O	O X	O X	on the record de novo	Magistrates
NORTH DAKOTA: District Court	G	X	O	O	on the record except for Municipal Court which is de novo	Municipal Court
OHIO: Court of Common Pleas	G	X	O	O	de novo and on the record	
County Court	L	O	O	X	de novo	Mayor's Court
Municipal Court	L	O	O	X	de novo	Mayor's Court
Court of Claims	L	X	O	O	de novo	
OKLAHOMA: District Court	G	X	O	X	de novo on the record	Municipal Court
Court of Tax Review	L	X	O	O	de novo on the record	Not of Record
OREGON: Circuit Court	G	X	X	X	on the record	County Court, Municipal Court, Justice Court
Tax Court	G	X	O	O	on the record	
PENNSYLVANIA: Court of Common Pleas	G	X	X	O	on the record	Philadelphia Municipal Court, District Justice, Philadelphia Traffic, Pittsburgh City
PUERTO RICO: Court of First Instance	G	X	O	O	on the record	
RHODE ISLAND: Superior Court	G	X O	O X	O X	on the record de novo	District, Municipal, Probate Courts
District Court	L	X	O	O	on the record	
SOUTH CAROLINA: Circuit Court	G	X	X	X	de novo on the record	Magistrate, Probate, Municipal Courts

(continued on next page)

FIGURE F: State Trial Courts with Incidental Appellate Jurisdiction, 2002 (continued)

State/Court name:	Jurisdiction	Administrative Agency Appeals	Trial Court Appeals		Type of Appeal	Source of Trial Court Appeal
			Civil	Criminal		
SOUTH DAKOTA:						
Circuit Court	G	X	O	O	de novo and on the record	Magistrates Division
		O	X	X	de novo	
TENNESSEE:						
Circuit, Criminal and Chancery Courts	G	X	X	X	de novo	General Sessions, Municipal, and Juvenile Courts
TEXAS:						
District Court	G	X	X	O	de novo	Municipal Court not of record, Justice of the Peace Courts
County-level Courts	L	O	X	X	de novo	Municipal Court not of record, Justice of the Peace Courts
					de novo on the record	Municipal Courts of record
UTAH:						
District Court	G	X	X	X	de novo	Justice Courts
VERMONT:						
Superior Court	G	X	X	O	de novo or on the record	Probate Court; small claims appealed within Superior Court system
VIRGINIA:						
Circuit Court	G	X	O	O	on the record	District Court
		O	X	X	de novo	
WASHINGTON:						
Superior Court	G	X	X	X	de novo and de novo on the record	District, Municipal Courts
WEST VIRGINIA:						
Circuit Court	G	X	O	O	on the record	Municipal Court Magistrate Court (if no jury trial) Magistrate Court (jury trials and preliminary hearings) Family Court
		O	X	X	de novo	
			X	X	on the record	
			X		on the record	
WISCONSIN:						
Circuit Court	G	X	X	X (first offense DWI/DUI only)	de novo	Municipal Court
WYOMING:						
District Court	G	X	X	X	de novo on the record	Justice of the Peace, Municipal, County Courts

(continued on next page)

FIGURE F: State Trial Courts with Incidental Appellate Jurisdiction, 2002 (continued)

JURISDICTION CODES:

- G = General jurisdiction court.
- L = Limited jurisdiction court.
- = Information not available.
- X = Yes
- O = No

Definitions of types of appeal:

certiorari: An appellate court case category in which a petition is presented to an appellate court asking the court to review the judgment of a trial court or administrative agency, or the decision of an intermediate appellate court.

first instance: If dissatisfied with the de novo verdict of the judge, defendant can go before the jury.

de novo: An appeal from one trial court to another trial court that results in a totally new set of proceedings and a new trial court judgment.

de novo on the record: An appeal from one trial court to another trial court that is based on the record and results in a new trial court judgment.

on the record: An appeal from one trial court to another trial court in which procedural challenges to the original trial proceedings are claimed, and an evaluation of those challenges are made—there is not a new trial court judgment on the case.

Source: State administrative offices of the courts.

FIGURE G: Number of Authorized Judges/Justices in State Courts, 2002

State:	Court(s) of last resort	Intermediate appellate court(s)	General jurisdiction court(s)	Limited jurisdiction court(s)
ALABAMA	9	10	142	344
ALASKA	5	3	43 (includes 9 masters)	77 (includes 60 magistrates)
ARIZONA	5	22	159	232 (includes 83 justices of the peace, 63 part-time judges)
ARKANSAS	7	12	115	204
CALIFORNIA	7	105	1,912 (includes 414 commissioners and referees)	-
COLORADO	7	16	143 (includes 32 magistrates)	352
CONNECTICUT	7	9	180	133
DELAWARE	5	-	24 (includes 1 chancellor & 4 vice-chancellors)	89 (includes 58 justices of the peace, 1 chief magistrate, 8 aldermen)
DISTRICT OF COLUMBIA	9	-	58	-
FLORIDA	7	62	509	280
GEORGIA	7	12	188	1,209 (includes 159 chief magistrates, 346 magistrates, & 33 associate juvenile court judges)
HAWAII	5	4	49 (includes 19 family court judges)	20 (excludes per diem judges)
IDAHO	5	3	39*	83* (magistrate judges)
ILLINOIS	7	52	852 (includes 360 associate judges)	-
INDIANA	5	16 (includes 1 tax court judge)	295	88
IOWA	7	9	327 (includes 135 part-time magistrates, 12 associate juvenile judges, & 1 associate probate judge)	-
KANSAS	7	10	234 (includes 74 district magistrates)	257
KENTUCKY	7	14	168 (includes 54 domestic relations commissioners)	218 (includes 87 trial commissioners)
LOUISIANA	7	53	241 (includes 11 commissioners)	713 (includes 390 justices of the peace, 250 mayors)
MAINE	7	-	16	49 (includes 16 part-time judges)
MARYLAND	7	13	146	173
MASSACHUSETTS	7	25	82	296
MICHIGAN	7	28	210	370
MINNESOTA	7	16	263	-
MISSISSIPPI	9	10	49	484 (includes 191 justices of the peace & 45 chancellors)
MISSOURI	7	32	332 (includes 23 commissioners)	361

(continued on next page)

FIGURE G: Number of Authorized Judges/Justices in State Courts, 2002 (continued)

State:	Court(s) of last resort	Intermediate appellate court(s)	General jurisdiction court(s)	Limited jurisdiction court(s)
MONTANA	7	-	46	114 (includes 33 justices of the peace that also serve on the city court)
NEBRASKA	7	6	54	76
NEVADA	7	-	56	87 (includes 68 justices of the peace)
NEW HAMPSHIRE	5	-	39 (includes 10 full-time marital masters)	83 (includes 53 part-time judges)
NEW JERSEY	7	34	415 (includes 21 surrogates)	356
NEW MEXICO	5	10	72	196
NEW YORK	7	70	524	3,044 (includes 30 surrogates, 2,300 justices of the peace & 81 quasi-judicial staff)
NORTH CAROLINA	7	15	206 (includes 100 clerks who hear uncontested probate)	956 (includes 721 magistrates)
NORTH DAKOTA	5*	-	50 (includes 7 full-time and 1 part-time judicial referees)	82
OHIO	7	68	376	685 (includes 428 mayors)
OKLAHOMA	14	12	228 (includes 78 special judges)	375 (includes part-time judges)
OREGON	7	10	173 (includes 6 magistrates)	262 (includes 30 justices of the peace)
PENNSYLVANIA	7	24	409	588 (includes 550 district justices & 6 magistrates)
PUERTO RICO	7	33	328	-
RHODE ISLAND	5	-	26 (includes 4 magistrates)	113 (includes 14 magistrates)
SOUTH CAROLINA	5	9	70 (includes 22 masters-in-equity)	709 (includes 300 magistrates)
SOUTH DAKOTA	5	-	38	-
TENNESSEE	5	24	151 (includes 33 chancellors)	341
TEXAS	18	80	418	2,616 (includes 835 justices of the peace)
UTAH	5	7	77 (includes 7 domestic court commissioners)	146 (includes 120 justices of the peace & 1 commissioner)
VERMONT	5	-	49 (includes 15 magistrates)	23 (includes 18 part-time judges & 4 hearing officers)
VIRGINIA	7	11	150	234 (includes 110 FTE juvenile & domestic relations judges)
WASHINGTON	9	22	175	217
WEST VIRGINIA	5	-	65	315 (includes 158 magistrates & 122 part-time judges)
WISCONSIN	7	16	241	226
WYOMING	5	-	17	104 (includes 7 part-time justices of the peace & 73 part-time judges)
Total	356	987	11,229	17,980

- = The state does not have a court at the indicated level.

Note: This table identifies, in parentheses, all individuals who hear cases but are not titled judges/justices. Some states may have given the title "judge" to officials who are called magistrates, justices of the peace, etc., in other states.

Source: State administrative offices of the courts.

FOOTNOTES*

Idaho-The Magistrates Division of the District Court functions as a limited jurisdiction court.

North Dakota-A temporary court of appeals was established July 1, 1987 to exercise appellate and original jurisdiction as delegated by the supreme court. This court does not sit, has no assigned judges, has heard no appeals, and is currently unfunded.

FIGURE H: Method of Counting Civil Cases in State Trial Courts, 2002

State/Court name:	Jurisdiction	Are reopened cases counted as new filings, or identified separately as reopened cases?	Qualifications or Conditions	Are enforcement/ collection proceedings counted? If yes, are they counted separately from new case filings?	Are temporary injunctions counted? If yes, are they counted separately from new case filings?
ALABAMA:					
Circuit Court	G	New filings		No	No
District Court	L	New filings		No	No
ALASKA:					
Superior Court	G	Reopened		No	No
District Court	L	Reopened		No	No
ARIZONA:					
Superior Court	G	New filings		No	No
Justice of the Peace Court	L	New filings		No	No
ARKANSAS:					
Circuit Court	G	Reopened		No	No
CALIFORNIA:					
Superior Court	G	Reopened	Retried cases	No	No
COLORADO:					
District Court	G	Reopened	Post activities	No	No
Water Court	G	Reopened	Post activities	No	No
County Court	L	Reopened	Post activities	No	No
Municipal Court	L	NA		NA	NA
CONNECTICUT:					
Superior Court	G	Not counted as either new filing or reopened case; only pending caseload is adjusted		No	No If heard separately (rarely occurs)
DELAWARE:					
Court of Chancery	G	Reopened		No	No
Superior Court	G	New filings	If remanded	No	Yes/No
		reopened	Case rehearing		
Justice of the Peace Court	L	New filings		No	Yes/No
Family Court	L	New filings are heard separately	If part of original proceeding	No	No
		Reopened if rehearing of total case			
Court of Common Pleas	L	New filings reopened	If remanded rehearing	No	No
DISTRICT OF COLUMBIA:					
Superior Court	G	Reopened		Yes/No	Yes/No
FLORIDA:					
County Court	L	Reopened		Yes/No	Yes/No
Circuit Court	G	Reopened		Yes/No	Yes/No

(continued on next page)

FIGURE H: Method of Counting Civil Cases in State Trial Courts, 2002 (continued)

State/Court name:	Jurisdiction	Are reopened cases counted as new filings, or identified separately as reopened cases?	Qualifications or Conditions	Are enforcement/collection proceedings counted? If yes, are they counted separately from new case filings?	Are temporary injunctions counted? If yes, are they counted separately from new case filings?
GEORGIA:					
Superior Court	G	New filings		Yes	No
Civil Court	L	NC		NC	NC
State Court	L	New filings		Yes	No
Probate Court	L	New filings		NC	NC
Magistrate Court	L	New filings		Yes	No
Municipal Court	L	NC		NC	NC
HAWAII:					
Circuit Court	G	New filings		Yes/Yes Special proceedings	Yes/Yes Circuit Court: Special proceedings
Family Court	G	New filings			Yes/No
District Court	L	New filings		No	Yes/No (included as new case filing)
IDAHO:					
District Court	G	Reopened		Yes/No	No
Magistrates Division	L	Reopened		Yes/No	No
ILLINOIS:					
Circuit Court	G	Reopened		No	No
INDIANA:					
Superior Court	G	Reopened	Redocketed	No	No
Circuit Court	G	Reopened	Redocketed	No	No
County Court	L	Reopened	Redocketed	No	No
City Court	L	NA	NA	NA	N/Applicable
Small Claims Court of Marion County	L	NA	NA	NA	NA
IOWA:					
District Court	G	New filings		Yes/Yes	No
KANSAS:					
District Court	G	Reopened		No	Yes/No
KENTUCKY:					
Circuit Court	G	Reopened		No	Yes/Yes
District Court	L	Reopened		No	Yes/Yes
LOUISIANA:					
District Court	G	New filings		Yes/No	Yes/No
Juvenile Court	G	New filings		Yes/No	No
Family Court	G	New filings		No	No
City & Parish Courts	L	New filings		Yes/Yes	No
MAINE:					
Superior Court	G	New filings		No	Yes/No
District Court	L	NC		No	No
Probate Court	L	NC		No	No

(continued on next page)

FIGURE H: Method of Counting Civil Cases in State Trial Courts, 2002 (continued)

<u>State/Court name:</u>	<u>Jurisdiction</u>	<u>Are reopened cases counted as new filings, or identified separately as reopened cases?</u>	<u>Qualifications or Conditions</u>	<u>Are enforcement/collection proceedings counted? If yes, are they counted separately from new case filings?</u>	<u>Are temporary injunctions counted? If yes, are they counted separately from new case filings?</u>
MARYLAND:					
Circuit Court	G	Reopened, but included with new filings		No	NA
District Court	L	NA		NA	Yes/No
MASSACHUSETTS:					
Superior Court	G	NC		NA	Yes/No
District Court	L	NC		Yes/Yes	NA
Boston Municipal Court	L	NC		Yes/Yes	NA
Housing Court	L	NC		Yes/Yes	NA
Land Court	L	NC		N/Applicable	NA
MICHIGAN:					
Court of Claims	G	Reopened		No	No
Circuit Court	G	Reopened		No	No
District Court	L	New filings		NA	NA
Municipal Court	L	New filings		NA	NA
MINNESOTA:					
District Court	G	Identified separately	No	No	
MISSISSIPPI:					
Circuit Court	G	Reopened		Yes	Yes/No
Chancery Court	L	Reopened		Yes	Yes/No
County Court	L	Varies from court to court		Varies	Yes/No
Justice Court	L	Varies from court to court		Varies	Varies
MISSOURI:					
Circuit Court	G	New filings		Yes/No	Yes/No
MONTANA:					
District Court	G	New filings		Yes/Yes	Yes/No
Justice of the Peace Court	L	NA		NA	NA
Municipal Court	L	NA		NA	NA
City Court	L	NA		NA	NA
NEBRASKA:					
District Court	G	Reopened		No	No
County Court	L	Reopened		No	No
NEVADA:					
District Court	G	Reopened	May not be reopened but refers back to original case	Varies/Varies	Varies
NEW HAMPSHIRE:					
Superior Court	G	Reopened		Yes/No	No
District Court	L	NC		No	No

(continued on next page)

FIGURE H: Method of Counting Civil Cases in State Trial Courts, 2002 (continued)

State/Court name:	Jurisdiction	Are reopened cases counted as new filings, or identified separately as reopened cases?	Qualifications or Conditions	Are enforcement/collection proceedings counted? If yes, are they counted separately from new case filings?	Are temporary injunctions counted? If yes, are they counted separately from new case filings?
NEW JERSEY:					
Superior Court: Family	G	Reopened		Yes/Yes	Yes/No (except for domestic violence)
Civil, General Equity, and Criminal Divisions	G	Reopened		No	No
NEW MEXICO:					
District Court	G	Reopened		Yes/Yes	No
Magistrate Court	L	Reopened		No	No
Metropolitan Court of Bernalillo County	L	Reopened		No	No
NEW YORK:					
Supreme Court	G	Reopened		Yes/No	Yes/No
County Court	L	NC		No	No
Court of Claims	L	NC		No	No
Family Court	L	Reopened		Yes/No	No
District Court	L	NC		No	No
City Court	L	NC		No	No
Civil Court of the City of New York	L	NC		No	No
Town & Village Justice Court	L	NC		No	No
NORTH CAROLINA:					
Superior Court	G	NC		No	No
District Court	L	NC		Yes/No	No
NORTH DAKOTA:					
District Court	G	Reopened		Yes/Yes	Yes/Yes
OHIO:					
Court of Common Pleas	G	Reopened		Yes/No (are counted separately in domestic relations cases)	Yes/No
Municipal Court	L	Reopened		Yes	Yes
County Court	L	Reopened		Yes	Yes
Court of Claims	L	NA		NA	NA
OKLAHOMA:					
District Court	G	Reopened		No	No
OREGON:					
Circuit Court	G	Reopened, not counted		Yes/No	Yes/No
Justice Court	L	NA		NA	NA
Municipal Court	L	NA		NA	NA
PENNSYLVANIA:					
Court of Common Pleas	G	Reopened		No	No
District Justice Court	L	New filings		NA	NA
PUERTO RICO:					
Court of First Instance	G	New filings		Yes/No	No

(continued on next page)

FIGURE H: Method of Counting Civil Cases in State Trial Courts, 2002 (continued)

State/Court name:	Jurisdiction	Are reopened cases counted as new filings, or identified separately as reopened cases?	Qualifications or Conditions	Are enforcement/collection proceedings counted? If yes, are they counted separately from new case filings?	Are temporary injunctions counted? If yes, are they counted separately from new case filings?
RHODE ISLAND:					
Superior Court	G	Reopened		No	Yes/No
District Court	L	Reopened		No	Yes/Yes
Family Court	L	Reopened		No	Yes/Yes
Probate Court	L	NA		NA	NA
SOUTH CAROLINA:					
Circuit Court	G	Reopened		No	No (Permanent
Family Court	L	Reopened		No	No injunctions
Magistrate Court	L	Reopened		No	No are counted
Probate Court	L	Reopened		No	No as a new filing)
SOUTH DAKOTA:					
Circuit Court	G	NC		No	Yes/No
TENNESSEE:					
Circuit Court	G	Reopened	(varies based on local practice)		(varies based on local practice)
Chancery Court	G	Reopened	(varies based on local practice)		(varies based on local practice)
General Sessions Court	L	Reopened	(varies based on local practice)		(varies based on local practice)
TEXAS:					
District Court	G	Reopened		No	No
Constitutional County Court	L	Reopened		No	No
County Court at Law	L	Reopened		No	No
Justice Court	L	New filings		No	No
UTAH:					
District Court	G	NC		No	Yes/No
Justice Court	L	NC		No	Yes/No
VERMONT:					
Superior Court	G	Reopened		No	Yes/No
District Court	G	Reopened		No	Yes/No
Family Court	G	Reopened		No	Yes/No
Probate Court	L	Reopened		No	N/Applicable
VIRGINIA:					
Circuit Court	G	Reopened	Reinstated cases		
District Court	L	New filings		Yes/No	No
WASHINGTON:					
Superior Court	G	Reopened (but not identified separately)		No	Yes/No
Municipal Court	L	New filings		NA	NA
District Court	L	New filings		No	NA
WEST VIRGINIA:					
Circuit Court	G	NC		No	Yes/No
Magistrate Court	L	NC		No	N/Applicable
Family Court	L	NC		No	N/Applicable

(continued on next page)

FIGURE H: Method of Counting Civil Cases in State Trial Courts, 2002 (continued)

State/Court name:	Jurisdiction	Are reopened cases counted as new filings, or identified separately as reopened cases?	Qualifications or Conditions	Are enforcement/collection proceedings counted? If yes, are they counted separately from new case filings?	Are temporary injunctions counted? If yes, are they counted separately from new case filings?
WISCONSIN:					
Circuit Court	G	New filings	Identified with R (reopened) suffix, but included in total count	No	Yes/Yes
WYOMING:					
District Court	G	Reopened		No	No
Justice of the Peace Court	L	Reopened		No	NA
County Court	L	Reopened		No	NA

JURISDICTION CODES:

G = General Jurisdiction Court

L = Limited Jurisdiction Court

NA = Information is not available

NC = Information is not collected/counted

N/Applicable = Civil case types heard by this court are not applicable to this figure.

Source: State administrative offices of the courts.

Sate Court Caseload Tables

2002 State Court Caseload Tables

105	TABLE 1:	Reported National Caseload for State Appellate Courts, 2002. Mandatory jurisdiction cases and discretionary jurisdiction petitions in courts of last resort and intermediate appellate courts.
106	TABLE 2:	Reported Total Caseload for All State Appellate Courts, 2002. Total mandatory cases, total discretionary petitions, and total discretionary petitions granted that are filed and disposed. The number of and filed-per-judge figures for both the sum of mandatory cases and discretionary petitions, and the sum of mandatory cases and discretionary petitions granted. Court type and the point at which cases are counted.
117	TABLE 3:	Selected Caseload and Processing Measures for Mandatory Cases in State Appellate Courts, 2002. Court type. Filed and disposed cases. Disposed as a percent of filed. Number of judges. Filed per judge. Filed per 100,000 total population.
122	TABLE 4:	Selected Caseload and Processing Measures for Discretionary Petitions in State Appellate Courts, 2002. Court type. Filed and disposed cases. Disposed as a percent of filed. Number of judges. Filed per judge. Filed per 100,000 total population.
127	TABLE 5:	Selected Caseload and Processing Measures for Discretionary Petitions Granted in State Appellate Courts, 2002. Court type. Filed, filed granted, and granted disposed cases. Granted as a percent of filed. Disposed as a percent of granted. Number of judges. Filed granted per judge.
132	TABLE 6:	Opinions Reported by State Appellate Courts, 2002. Opinion unit of count. Composition of opinion count. Signed opinions. Number of justices/judges. Number of opinions/judge. Number of lawyer support personnel.
137	TABLE 7:	Reported National Civil and Criminal Caseloads for State Trial Courts, 2002. Civil and criminal cases in general jurisdiction and limited jurisdiction courts.
139	TABLE 8:	Reported Grand Total State Trial Court Caseload, 2002. Jurisdiction, parking, criminal unit of count, and support/custody codes. Case filings and dispositions. Dispositions as a percentage of filings. Filings per 100,000 total population.
147	TABLE 9:	Reported Total State Trial Court Civil Caseload, 2002. Jurisdiction, support/custody codes. Case filings and dispositions. Dispositions as a percentage of filings. Filings per 100,000 total population.
155	TABLE 10:	Reported Total State Trial Court Criminal Caseload, 2002. Jurisdiction, criminal unit of count, and point of filing codes. Case filings and dispositions. Dispositions as a percentage of filings. Filings per 100,000 adult population.
162	TABLE 11:	Reported Total State Trial Court Traffic/Other Violation Caseload, 2002. Jurisdiction, parking codes. Case filings and dispositions. Dispositions as a percentage of filings. Filings per 100,000 total population.
168	TABLE 12:	Reported Total State Trial Court Juvenile Caseload, 2002. Jurisdiction, point of filing codes. Case filings and dispositions. Dispositions as a percentage of filings. Filings per 100,000 juvenile population.
172	TABLE 13:	Mandatory Caseload in State Appellate Courts, 1993-2002. Case filings and dispositions, 1993-2002.
182	TABLE 14:	Discretionary Petitions in State Appellate Courts, 1993-2002. Case filings and dispositions, 1993-2002.
190	TABLE 15:	Felony Caseload in State Trial Courts of General Jurisdiction, 1993-2002. Case filings, 1993-2002.
194	TABLE 16:	Tort Caseload in State Trial Courts of General Jurisdiction, 1993-2002. Case filings, 1993-2002.

TABLE 1: Reported National Caseload for State Appellate Courts, 2002

Reported Caseload	Filed	Disposed	
Courts of last resort:			
I. Mandatory jurisdiction appeals:			
A. Number of reported complete cases	26,437	26,993	
Number of courts reporting complete data	44	43	
B. Number of reported complete cases that include some discretionary petitions	2,060	1,562	
Number of courts reporting complete data with some discretionary petitions	4	3	
C. Number of reported cases that are incomplete	669	348	
Number of courts reporting incomplete data	3	1	
D. Number of reported cases that are incomplete and include some discretionary petitions	573	612	
Number of courts reporting incomplete data that include some discretionary petitions	1	1	
II. Discretionary jurisdiction petitions:			
A. Number of reported complete petitions	59,739	58,153	
Number of courts reporting complete petitions	47	44	
B. Number of reported complete petitions that include some mandatory cases	0	2,265	
Number of courts reporting complete petitions that include some mandatory cases	0	3	
C. Number of reported petitions that are incomplete	1,371	1,253	
Number of courts reporting incomplete petitions	2	1	
Intermediate appellate courts:			
I. Mandatory jurisdiction appeals:			
A. Number of reported complete cases	127,022	132,464	
Number of courts reporting complete data	36	36	
B. Number of reported complete cases that include some discretionary petitions	27,644	37,810	
Number of courts reporting complete data with some discretionary petitions	7	7	
C. Number of reported cases that are incomplete	4,722	4,753	
Number of courts reporting incomplete data	1	1	
II. Discretionary jurisdiction petitions:			
A. Number of reported complete petitions	27,769	27,747	
Number of courts reporting complete petitions	21	21	
B. Number of reported complete petitions that include some mandatory cases	0	0	
Number of courts reporting complete petitions that include some mandatory cases	0	0	
C. Number of reported petitions that are incomplete	0	0	
Number of courts reporting incomplete petitions	0	0	
Summary section for all appellate courts:			
	Reported Filings		
	COLR	IAC	Total
A. Number of reported complete cases/petitions	86,176	154,791	240,967
B. Number of reported complete cases/petitions that include other case types	2,060	27,644	29,704
C. Number of reported cases/petitions that are incomplete	2,040	4,722	6,762
D. Number of reported cases/petitions that are incomplete and include other case types	573	0	573
Total	90,849	187,157	278,006
	Reported Dispositions		
	COLR	IAC	Total
A. Number of reported complete cases/petitions	85,146	160,211	245,357
B. Number of reported complete cases/petitions that include other case types	3,827	37,810	41,637
C. Number of reported cases/petitions that are incomplete	1,601	4,753	6,354
D. Number of reported cases/petitions that are incomplete and include other case types	612	0	612
Total	91,186	202,774	293,960

TABLE 2: Reported Total Caseload for All State Appellate Courts, 2002

State/Court name:	TOTAL CASES FILED						
	Total mandatory cases filed	Total discretionary petitions filed	Total discretionary petitions filed granted	Sum of mandatory cases and discretionary petitions filed		Sum of mandatory cases and discretionary petitions filed granted	
				Number	Filed per judge	Number	Filed per judge
States with one or more court of last resort and one intermediate appellate court							
ALASKA							
Supreme Court	258	157	21	415	83	279	56
Court of Appeals	286	35	6	321	107	292	97
State Total	544	192	27	736	92	571	71
ARIZONA							
Supreme Court	177	1,050	NA	1,227	245		
Court of Appeals	3,608	116	NA	3,724	169		
State Total	3,785	1,166		4,951	183		
ARKANSAS							
Supreme Court	320 A	446	110	766	109	430	61
Court of Appeals	1,345	145	18	1,490	124	1,363	114
State Total	1,665 *	591	128	2,256	119	1,793	94
CALIFORNIA							
Supreme Court	23	8,894	136 A	8,917	1,274	159	23
Courts of Appeal	13,925	8,454	NA	22,379	213		
State Total	13,948	17,348		31,296	279		
COLORADO							
Supreme Court	111 A	1,257	NA	1,368	195		
Court of Appeals	2,673	NJ	NJ	2,673	167	2,673	167
State Total	2,784 *	1,257		4,041	176		
CONNECTICUT							
Supreme Court	46	499	63	545	78	109	16
Appellate Court	1,148 B	(B)	NA				
State Total	1,194 *						
FLORIDA							
Supreme Court	143	2,634	NA	2,777	397		
District Courts of Appeal	19,226	1,376	NA	20,602	332		
State Total	19,369	4,010		23,379	339		
GEORGIA							
Supreme Court	682	1,190	86	1,872	267	768	110
Court of Appeals	2,825	435	NA	3,260	272		
State Total	3,507	1,625		5,132	270		
HAWAII							
Supreme Court	819	67	NA	886	177		
Intermediate Court of Appeals	260	NJ	NJ	260	65	260	65
State Total	1,079	67		1,146	127		
IDAHO							
Supreme Court	573 C	184	NA	757	151		
Court of Appeals	491	NJ	NJ	491	164	491	164
State Total	1,064 *	184		1,248	156		
ILLINOIS*							
Supreme Court	730	2,579	98	3,309	473	828	118
Appellate Court	8,676 B	(B)	NA	8,676	167		
State Total	9,406 *			11,985	203		

TOTAL CASES DISPOSED

<u>Total mandatory cases disposed</u>	<u>Total discretionary petitions disposed</u>	<u>Total discretionary petitions granted disposed</u>	<u>Sum of mandatory cases and discretionary petitions disposed</u>	<u>Sum of mandatory cases and discretionary petitions granted disposed</u>	<u>Court type</u>	<u>Point at which cases are counted</u>
339	177	NA	516		COLR	1
266	36	NA	302		IAC	1
605	213		818			
173	1,091	NA	1,264		COLR	6
3,444	111	NA	3,555		IAC	6
3,617	1,202		4,819			
348 A	436	110	784	458	COLR	2
1,062	138	18	1,200	1,080	IAC	2
1,410 *	574	128	1,984	1,538		
21	8,781	74	8,802	95	COLR	6
17,117	8,348	NA	25,465		IAC	2
17,138	17,129		34,267			
(B)	1,415 B	NA	1,415		COLR	1
2,463	NJ	NJ	2,463	2,463	IAC	1
	1,415 *		3,878			
(B)	539 B	NA	539		COLR	1
1,271 B	(B)	NA	1,271		IAC	1
			1,810			
139	2,838	NA	2,977		COLR	1
19,014	1,237	NA	20,251		IAC	1
19,153	4,075		23,228			
514	1,479	47	1,993	561	COLR	2
2,973	416	NA	3,389		IAC	2
3,487	1,895		5,382			
778	69	NA	847		COLR	2
204	NJ	NJ	204	204	IAC	2
982	69		1,051			
612 C	198	NA	810		COLR	1
507	NJ	NJ	507	507	IAC	4
1,119 *	198		1,317			
682	2,407	0	3,089	682	COLR	1
9,419 B	(B)	NA	9,419		IAC	1
10,101 *			12,508			

(continued on next page)

TABLE 2: Reported Total Caseload for All State Appellate Courts, 2002 (continued)

State/Court name:	TOTAL CASES FILED						
	Total mandatory cases filed	Total discretionary petitions filed	Total discretionary petitions filed granted	Sum of mandatory cases and discretionary petitions filed		Sum of mandatory cases and discretionary petitions filed granted	
				Number	Filed per judge	Number	Filed per judge
IOWA							
Supreme Court	1,076 B	(B)	NA	1,076	135		
Court of Appeals	1,061	NJ	NJ	1,061	118	1,061	118
State Total	2,137 *			2,137	126		
KANSAS							
Supreme Court	160	883	19	1,043	149	179	26
Court of Appeals	1,635 B	(B)	NA	1,635	164		
State Total	1,795 *			2,678	158		
KENTUCKY							
Supreme Court	413	742	NA	1,155	165		
Court of Appeals	2,553	75	NA	2,628	188		
State Total	2,966	817		3,783	180		
LOUISIANA							
Supreme Court	227	3,029	306	3,256	465	533	76
Courts of Appeal	3,494	5,956	1,665	9,450	178	5,159	97
State Total	3,721	8,985	1,971	12,706	212	5,692	95
MARYLAND							
Court of Appeals	238 A	721	120	959	137	358	51
Court of Special Appeals	1,926	568	8	2,494	192	1,934	149
State Total	2,164 *	1,289	128	3,453	173	2,292	115
MASSACHUSETTS							
Supreme Judicial Court	290	752	NA	1,042	149		
Appeals Court	1,911	741	NA	2,652	121		
State Total	2,201	1,493		3,694	127		
MICHIGAN							
Supreme Court	2	2,271	NA	2,273	325		
Court of Appeals	4,109	3,047	NA	7,156	256		
State Total	4,111	5,318		9,429	269		
MINNESOTA							
Supreme Court	112	674	130	786	112	242	39
Court of Appeals	2,065	91	NA	2,156	135		
State Total	2,177	765		2,942	128		
MISSISSIPPI**							
Supreme Court	1,099	302	62				
Court of Appeals	NA	NJ	NJ				
State Total	1,099	302	62	1,401	74	1,161	61
MISSOURI							
Supreme Court	182	623	51	805	115	233	33
Court of Appeals	3,714	NJ	NJ	3,714	116	3,714	116
State Total	3,896	623	51	4,519	116	3,947	101
NEBRASKA							
Supreme Court	75	328	48	403	58	123	18
Court of Appeals	1,427	NJ	NJ	1,427	238	1,427	238
State Total	1,502	328	48	1,830	141	1,550	119

TOTAL CASES DISPOSED

Total mandatory cases disposed	Total discretionary petitions disposed	Total discretionary petitions granted disposed	Sum of mandatory cases and discretionary petitions disposed	Sum of mandatory cases and discretionary petitions granted disposed	Court type	Point at which cases are counted
191	1,989	NA	2,180		COLR	1
1,231	NJ	NJ	1,231	1,231	IAC	4
1,422	1,989		3,411			
1,059 B	(B)	NA	1,059		COLR	5
1,742 B	(B)	NA	1,742		IAC	5
2,801 *			2,801			
398	725	NA	1,123		COLR	6
2,790	86	NA	2,876		IAC	3
3,188	811		3,999			
218	3,232	181	3,450	399	COLR	2
4,319	6,426	1,633	10,745	5,952	IAC	2
4,537	9,658	1,814	14,195	6,351		
230	718	NA	948		COLR	2
1,813	568	NA	2,381		IAC	2
2,043	1,286		3,329			
204	633	NA	837		COLR	2
2,128	741	NA	2,869		IAC	2
2,332	1,374		3,706			
2	2,052	NA	2,054		COLR	1
4,633	3,014	NA	4,633		IAC	1
4,635	5,066		6,687			
121	83	66	204	187	COLR	1
1,909	98	85	2,007	1,994	IAC	1
2,030	181	151	2,211	2,181		
653	289	NA	942		COLR	2
610	NJ	NJ	610	610	IAC	2
1,263	289		1,552			
193	616	51	809	244	COLR	1
3,661	NJ	NJ	3,661	3,661	IAC	1
3,854	616	51	4,470	3,905		
(B)	311 B	NA	311		COLR	1
1,311	NJ	NJ	1,311	1,311	IAC	1
	311 *		1,622			

(continued on next page)

TABLE 2: Reported Total Caseload for All State Appellate Courts, 2002 (continued)

State/Court name:	TOTAL CASES FILED						
	Total mandatory cases filed	Total discretionary petitions filed	Total discretionary petitions filed granted	Sum of mandatory cases and discretionary petitions filed		Sum of mandatory cases and discretionary petitions filed granted	
				Number	Filed per judge	Number	Filed per judge
NEW JERSEY							
Supreme Court	528	2,949	149	3,477	497	677	97
Appellate Div. of Super. Ct.	7,069	0	NA	7,069	208		
State Total	7,597	2,949		10,546	257		
NEW MEXICO							
Supreme Court	59	515	52	574	115	111	22
Court of Appeals	781	85	NA	866	87		
State Total	840	600		1,440	96		
NORTH CAROLINA							
Supreme Court	107	662	37	769	110	144	21
Court of Appeals	1,620	768	138	2,388	199	1,758	147
State Total	1,727	1,430	175	3,157	166	1,902	100
OHIO							
Supreme Court	678	1,529	114	2,207	315	792	113
Courts of Appeals	10,745	NJ	NJ	10,745	158	10,745	158
State Total	11,423	1,529	114	12,952	173	11,537	154
OKLAHOMA***							
Supreme Court	1,339	502	NA	1,841	205		
Court of Criminal Appeals	1,462	NJ	NJ	1,462	292	1,462	292
Court of Appeals	499	NJ	NJ	499	42	499	42
State Total	3,300	502		3,802	146		
OREGON							
Supreme Court	231	701	57	932	133	288	41
Court of Appeals	3,277	NJ	NJ	3,277	328	3,277	328
State Total	3,508	701	57	4,209	248	3,567	210
PUERTO RICO							
Supreme Court	125	1,029	NA	1,154	165		
Circuit Court of Appeals	1,576	2,349	NA	3,925	119		
State Total	1,701	3,378		5,079	127		
SOUTH CAROLINA							
Supreme Court	213	1,185	NA	1,398	280		
Court of Appeals	1,458	NJ	NJ	1,458	162	1,458	162
State Total	1,671	1,185		2,856	204		
TEXAS							
Supreme Court	6	1,295	112	1,301	144	118	13
Court of Criminal Appeals	7,177	1,951	146	9,128	1,014	7,323	814
Courts of Appeals	11,984	NJ	NJ	11,984	150	11,984	150
State Total	19,167	3,246	258	22,413	229	19,425	198
UTAH							
Supreme Court	529 B	(B)	NA	529	106		
Court of Appeals	735 B	(B)	NA	735	105		
State Total	1,264 *						
VIRGINIA							
Supreme Court	0	3,026	294	3,026	432	294	42
Court of Appeals	737	2,677	385	3,414	310	1,122	102
State Total	737	5,703	679	6,440	358	1,416	79

TOTAL CASES DISPOSED

Total mandatory cases disposed	Total discretionary petitions disposed	Total discretionary petitions granted disposed	Sum of mandatory cases and discretionary petitions disposed	Sum of mandatory cases and discretionary petitions granted disposed	Court type	Point at which cases are counted
536	3,009	NA	3,545		COLR	1
7,280	0	NA	7,280		IAC	1
7,816	3,009		10,825			
45	457	52	502	97	COLR	5
855 B	(B)	NA	855		IAC	5
900 *			1,357			
131	601	43	732	174	COLR	2
1,726	715	NA	2,441		IAC	2
1,857	1,316		3,173			
752	1,365	NA	2,117		COLR	1
10,627	NJ	NJ	10,627	10,627	IAC	1
11,379	1,365		12,744			
1,625	502	NA	2,127		COLR	1
1,424	NJ	NJ	1,424	1,424	COLR	2
737	NJ	NJ	737	737	IAC	4
3,786	502		4,288			
276	808	NA	1,084		COLR	1
3,844	NJ	NJ	3,844	3,844	IAC	1
4,120	808		4,928			
156	1,084	NA	1,240		COLR	1
1,538	2,344	NA	3,882		IAC	1
1,694	3,428		5,122			
240	1,322	NA	1,562		COLR	2
1,438	NJ	NJ	1,438	1,438	IAC	4
1,678	1,322		3,000			
6	1,306	106	1,312	112	COLR	1
6,965	2,017	143	8,982	7,108	COLR	5
12,399	NJ	NJ	12,399	12,399	IAC	1
19,370	3,323	249	22,693	19,619		
NA	NA	NA			COLR	1
NA	NA	NA			IAC	1
0	2,992	0	2,992	0	COLR	1
768	2,691	NA	3,459		IAC	1
768	5,683		6,451			

(continued on next page)

TABLE 2: Reported Total Caseload for All State Appellate Courts, 2002 (continued)

State/Court name:	TOTAL CASES FILED						
	Total mandatory cases filed	Total discretionary petitions filed	Total discretionary petitions filed granted	Sum of mandatory cases and discretionary petitions filed		Sum of mandatory cases and discretionary petitions filed granted	
				Number	Filed per judge	Number	Filed per judge
WASHINGTON							
Supreme Court	72 B	1,297 A	NA	1,369	152		
Court of Appeals	3,927	396	NA	4,323	197		
State Total	3,999 *	1,693 *		5,692	184		
WISCONSIN							
Supreme Court	54	1,126	0	1,180	169		
Court of Appeals	3,342 B	(B)	NA	3,342	209		
State Total	3,396 *			4,522	197		
States with no intermediate appellate court							
DELAWARE							
Supreme Court	715	0	NA	715	143		
DISTRICT OF COLUMBIA							
Court of Appeals	1,466	54	2	1,520	169	1,468	163
MAINE							
Supreme Judicial Court	560	178	NA	738	105		
MONTANA							
Supreme Court	584	214	NA	798	114		
NEVADA							
Supreme Court	1,723	NJ	NJ	1,723	246	1,723	246
NEW HAMPSHIRE							
Supreme Court	NJ	813	NA	813	163		
NORTH DAKOTA							
Supreme Court	340	23	NA	363	73		
RHODE ISLAND							
Supreme Court	339	415	146	754	151	485	97
SOUTH DAKOTA							
Supreme Court	383 B	74 A	NA	457	91		
VERMONT							
Supreme Court	514	16	NA	530	106		
WEST VIRGINIA							
Supreme Court of Appeals	NJ	2,653	757	2,653	531	757	151
WYOMING****							
Supreme Court	283	NJ	NJ	283	57	283	57

TOTAL CASES DISPOSED

<u>Total mandatory cases disposed</u>	<u>Total discretionary petitions disposed</u>	<u>Total discretionary petitions granted disposed</u>	<u>Sum of mandatory cases and discretionary petitions disposed</u>	<u>Sum of mandatory cases and discretionary petitions granted disposed</u>	<u>Court type</u>	<u>Point at which cases are counted</u>
75 B	1,253 A	NA	1,328		COLR	6
3,893	413	NA	4,306		IAC	6
3,968 *	1,666 *		5,634			
39	1,148	100	1,187	136	COLR	6
3,486 B	(B)	NA	3,486		IAC	6
3,525 *			4,673			
713	0	NA	713		COLR	1
1,779	57	NA	1,836		COLR	1
600	259	NA	859		COLR	1
594	198	23	792	617	COLR	1
1,866	NJ	NJ	1,866	1,866	COLR	2
NJ	939	NA	939		COLR	1
319	26	NA	345		COLR	1
396	422	NA	818		COLR	1
428 B	(B)	NA	428		COLR	2
590	13	NA	603		COLR	1
NJ	2,686	1,165	2,686	1,165	COLR	1
271	NJ	NJ	271	271	COLR	1

(continued on next page)

TABLE 2: Reported Total Caseload for All State Appellate Courts, 2002 (continued)

State/Court name:	TOTAL CASES FILED						
	Total mandatory cases filed	Total discretionary petitions filed	Total discretionary petitions filed granted	Sum of mandatory cases and discretionary petitions filed		Sum of mandatory cases and discretionary petitions filed granted	
				Number	Filed per judge	Number	Filed per judge
States with one court of last resort and two intermediate appellate courts							
ALABAMA							
Supreme Court	1,254	1,130	NA	2,384	265		
Court of Civil Appeals	1,293	NJ	NJ	1,293	259	1,293	259
Court of Criminal Appeals	2,648	NJ	NJ	2,648	530	2,648	530
State Total	5,195	1,130		6,325	333		
INDIANA							
Supreme Court	241	748	NA	989	198		
Court of Appeals	2,055	NA	261			2,316	154
Tax Court	141	NJ	NJ	141	9	141	9
State Total	2,437						
NEW YORK							
Court of Appeals	292	3,986	NA	4,278	611		
Appellate Div. of Sup. Ct.	10,019 B	(B)	NA	10,019	179		
Appellate Terms of Sup. Ct.	2,089 B	(B)	NA	2,089	139		
State Total	12,400 *			16,386	210		
PENNSYLVANIA							
Supreme Court	532	2,701	NA	3,233	462		
Superior Court	8,160	NJ	NJ	8,160	544	8,160	544
Commonwealth Court	4,722 A	63	NA	4,785	532		
State Total	13,414 *			16,178	522		
TENNESSEE							
Supreme Court	173	1,056	79	1,229	246	252	50
Court of Criminal Appeals	1,111	133	24	1,244	104	1,135	95
Court of Appeals	1,042	269	51	1,311	109	1,093	91
State Total	2,326	1,458	154	3,784	130	2,480	86

COURT TYPE:

COLR = Court of last resort
 IAC = Intermediate appellate court

POINTS AT WHICH CASES ARE COUNTED:

1 = At the notice of appeal
 2 = At the filing of trial record
 3 = At the filing of trial record and complete briefs
 4 = At transfer
 5 = Other
 6 = Varies

TOTAL CASES DISPOSED

Total mandatory cases disposed	Total discretionary petitions disposed	Total discretionary petitions granted disposed	Sum of mandatory cases and discretionary petitions disposed	Sum of mandatory cases and discretionary petitions granted disposed	Court type	Point at which cases are counted
1,334	1,193	NA	2,527		COLR	1
1,306	NJ	NJ	1,306	1,306	IAC	1
2,748	NJ	NJ	2,748	2,748	IAC	1
5,388			6,581			
307	796	95	1,103	402	COLR	6
1,980	NA	261		2,241	IAC	6
132	NJ	NJ	132	132	IAC	6
2,419		356		2,775		
176	4,076	117	4,252	293	COLR	1
19,109 B	(B)	NA	19,109		IAC	2
1,928 B	(B)	NA	1,928		IAC	2
21,213 *			25,289			
742	2,763	NA	3,505		COLR	6
8,150	NJ	NJ	8,150	8,150	IAC	1
4,753 A	NA	NA			IAC	1
13,645 *						
255	1,014	NA	1,269		COLR	1
1,178	126	NA	1,304		IAC	1
1,265	239	NA	1,504		IAC	1
2,698	1,379		4,077			

NOTE:

NA = Indicates that the data are unavailable. Blank spaces indicate that a calculation is inappropriate.

NJ = This case type is not handled in this court.

(B) = **Mandatory** and **discretionary jurisdiction** cases cannot be separately identified. Data are reported within the jurisdiction where the court has the majority of its caseload.

(continued on next page)

TABLE 2: Reported Total Caseload for All State Appellate Courts, 2002 (continued)

QUALIFYING FOOTNOTES:

An absence of a qualifying footnote indicates that the data are complete.

* See the qualifying footnote for each court within the state. Each footnote has an effect on the state's total.

** Total mandatory cases filed in the Mississippi Supreme Court represent all mandatory cases filed for the state.

*** Oklahoma Supreme Court and Court of Appeals data were not available for 2002. Data are repeated from 1998.

**** Wyoming appellate data were not available for 2002. Data are repeated from 2001.

A: The following courts' data are incomplete:

Arkansas—Supreme Court—Total **mandatory** filed and disposed data do not include mandatory **attorney disciplinary** cases and **certified questions** from the federal courts.

California—Supreme Court—Total **discretionary petitions granted** filed data do not include **original proceedings**.

Colorado—Supreme Court—Total **mandatory** filed data do not include some reopened cases, some **disciplinary matters**, and some **interlocutory decisions**.

Maryland—Court of Appeals—Total **mandatory** filed data do not include some **civil, criminal, and original proceedings**.

Pennsylvania—Commonwealth Court—Total **mandatory** filed and disposed data do not include some **administrative agency** cases and some **original proceedings**.

South Dakota—Supreme Court—Total **discretionary petitions** filed data do not include some **advisory opinions**, which are reported with **mandatory jurisdiction** cases.

Washington—Supreme Court—Total **discretionary petitions** filed and disposed data do not include some civil and criminal **discretionary petitions** that are reported with mandatory jurisdiction cases.

B: The following courts' data are overinclusive:

Colorado—Supreme Court—Total **discretionary petitions** disposed data include all **mandatory jurisdiction** cases.

Connecticut—Supreme Court—Total **discretionary petitions** disposed data include all **mandatory jurisdiction** cases.
—Appellate Court—Total **mandatory** filed and disposed data include **discretionary petitions**.

Illinois—Appellate Court—Total **mandatory** filed and disposed data include all **discretionary petitions**.

Iowa—Supreme Court—Total **mandatory** filed data include all **discretionary petitions**.

Kansas—Supreme Court—Total **mandatory** disposed data include **discretionary petitions** that were disposed.
—Court of Appeals—Total **mandatory** filed and disposed data include all **discretionary petitions**.

Nebraska—Court of Appeals—Total **discretionary petitions** disposed data include all **mandatory jurisdiction** cases.

New Mexico—Court of Appeals—Total **mandatory** disposed data include all **discretionary petitions**.

New York—Appellate Divisions of Supreme Court—Total **mandatory** filed and disposed data include all **discretionary petitions**.

—Appellate Terms of Supreme Court—Total **mandatory** filed and disposed data include **discretionary petitions**.

South Dakota—Supreme Court—Total **mandatory** filed data include **discretionary advisory opinions**. Total **mandatory** disposed data include all **discretionary petitions** that were disposed.

Utah—Supreme Court—Total **mandatory** filed data include all **discretionary petitions**.

—Court of Appeals—Total **mandatory** filed data include all **discretionary petitions**.

Washington—Supreme Court—Total **mandatory** filed and disposed data include some **discretionary petitions**.

Wisconsin—Court of Appeals—Total **mandatory** filed and disposed data include all **discretionary petitions**.

C: The following courts' data are both incomplete and overinclusive:

Idaho—Supreme Court—Total **mandatory** filed and disposed data include **discretionary original proceedings**, but do not include mandatory **interlocutory decisions** or **advisory opinions**.

TABLE 3: Selected Caseload and Processing Measures for Mandatory Cases in State Appellate Courts, 2002

<u>State/Court name:</u>	<u>Court type</u>	<u>Filed</u>	<u>Disposed</u>	<u>Disposed as a percent of filed</u>	<u>Number of judges</u>	<u>Filed per judge</u>	<u>Filed per 100,000 population</u>
States with one or more court of last resort and one intermediate appellate court							
ALASKA							
Supreme Court	COLR	258	339	131	5	52	40
Court of Appeals	IAC	286	266	93	3	95	44
State Total		544	605	111	8	68	85
ARIZONA							
Supreme Court	COLR	177	173	98	5	35	3
Court of Appeals	IAC	3,608	3,444	95	22	164	66
State Total		3,785	3,617	96	27	140	69
ARKANSAS							
Supreme Court	COLR	320 A	348 A	109	7	46	12
Court of Appeals	IAC	1,345	1,062	79	12	112	50
State Total		1,665 *	1,410 *	85	19	88	61
CALIFORNIA							
Supreme Court	COLR	23	21	91	7	3	1
Courts of Appeal	IAC	13,925	17,117	123	105	133	40
State Total		13,948	17,138	123	112	125	40
COLORADO							
Supreme Court	COLR	111 A	(B)		7	16	2
Court of Appeals	IAC	2,673	2,463	92	16	167	59
State Total		2,784 *			23	121	62
CONNECTICUT							
Supreme Court	COLR	46	(B)		7	7	1
Appellate Court	IAC	1,148 B	1,271 B	111	9	128	33
State Total		1,194 *			16	75	35
FLORIDA							
Supreme Court	COLR	143	139	97	7	20	1
District Courts of Appeal	IAC	19,226	19,014	99	62	310	115
State Total		19,369	19,153	99	69	281	116
GEORGIA							
Supreme Court	COLR	682	514	75	7	97	8
Court of Appeals	IAC	2,825	2,973	105	12	235	33
State Total		3,507	3,487	99	19	185	41
HAWAII							
Supreme Court	COLR	819	778	95	5	164	66
Intermediate Court of Appeals	IAC	260	204	78	4	65	21
State Total		1,079	982	91	9	120	87
IDAHO							
Supreme Court	COLR	573 C	612 C	107	5	115	43
Court of Appeals	IAC	491	507	103	3	164	37
State Total		1,064 *	1,119 *	105	8	133	79
ILLINOIS							
Supreme Court	COLR	730	682	93	7	104	6
Appellate Court	IAC	8,676 B	9,419 B	109	52	167	69
State Total		9,406 *	10,101 *	107	59	159	75

(continued on next page)

TABLE 3: Selected Caseload and Processing Measures for Mandatory Cases in State Appellate Courts, 2002 (continued)

State/Court name:	Court type	Filed	Disposed	Disposed as a percent of filed	Number of judges	Filed per judge	Filed per 100,000 population
IOWA							
Supreme Court	COLR	1,076 B	191		8	135	37
Court of Appeals	IAC	1061	1,231	116	9	118	36
State Total		2,137 *	1,422		17	126	73
KANSAS							
Supreme Court	COLR	160	1,059 B		7	23	6
Court of Appeals	IAC	1,635 B	1,742 B	107	10	164	60
State Total		1,795 *	2,801 *		17	106	66
KENTUCKY							
Supreme Court	COLR	413	398	96	7	59	10
Court of Appeals	IAC	2,553	2,790	109	14	182	62
State Total		2,966	3,188	107	21	141	72
LOUISIANA							
Supreme Court	COLR	227	218	96	7	32	5
Courts of Appeal	IAC	3,494	4,319	124	53	66	78
State Total		3,721	4,537	122	60	62	83
MARYLAND							
Court of Appeals	COLR	238 A	230		7	34	4
Court of Special Appeals	IAC	1,926	1,813	94	13	148	35
State Total		2,164 *	2,043		20	108	40
MASSACHUSETTS							
Supreme Judicial Court	COLR	290	204	70	7	41	5
Appeals Court	IAC	1,911	2,128	111	22	87	30
State Total		2,201	2,332	106	29	76	34
MICHIGAN							
Supreme Court	COLR	2	2	100	7	0	0
Court of Appeals	IAC	4,109	4,633	113	28	147	41
State Total		4,111	4,635	113	35	117	41
MINNESOTA							
Supreme Court	COLR	112	121	108	7	16	2
Court of Appeals	IAC	2,065	1,909	92	16	129	41
State Total		2,177	2,030	93	23	95	43
MISSISSIPPI**							
Supreme Court	COLR	1,099	653		9		
Court of Appeals	IAC	NA	610		10		
State Total		1,099	1,263	115	19	122	38
MISSOURI							
Supreme Court	COLR	182	193	106	7	26	3
Court of Appeals	IAC	3,714	3,661	99	32	116	65
State Total		3,896	3,854	99	39	100	69
NEBRASKA							
Supreme Court	COLR	75	(B)		7	11	4
Court of Appeals	IAC	1,427	1,311	92	6	238	83
State Total		1,502			13	116	87
NEW JERSEY							
Supreme Court	COLR	528	536	102	7	75	6
Appellate Div. of Super. Ct.	IAC	7,069	7,280	103	34	208	82
State Total		7,597	7,816	103	41	185	88

(continued on next page)

TABLE 3: Selected Caseload and Processing Measures for Mandatory Cases in State Appellate Courts, 2002 (continued)

<u>State/Court name:</u>	<u>Court type</u>	<u>Filed</u>	<u>Disposed</u>	<u>Disposed as a percent of filed</u>	<u>Number of judges</u>	<u>Filed per judge</u>	<u>Filed per 100,000 population</u>
NEW MEXICO							
Supreme Court	COLR	59	45	76	5	12	3
Court of Appeals	IAC	781	855 B		10	78	42
State Total		840	900 *		15	56	45
NORTH CAROLINA							
Supreme Court	COLR	107	131	122	7	15	1
Court of Appeals	IAC	1,620	1,726	107	12	135	19
State Total		1,727	1,857	108	19	91	21
OHIO							
Supreme Court	COLR	678	752	111	7	97	6
Courts of Appeals	IAC	10,745	10,627	99	68	158	94
State Total		11,423	11,379	100	75	152	100
OKLAHOMA***							
Supreme Court	COLR	1,339	1,625	121	9	149	38
Court of Criminal Appeals	COLR	1,462	1,424	97	5	292	42
Court of Appeals	IAC	499	737	148	12	42	14
State Total		3,300	3,786	115	26	127	94
OREGON							
Supreme Court	COLR	235	276	117	7	34	7
Court of Appeals	IAC	3,277	3,844	117	10	328	93
State Total		3,512	4,120	117	17	207	100
PUERTO RICO							
Supreme Court	COLR	125	156	125	7	18	3
Circuit Court of Appeals	IAC	1,576	1,538	98	33	48	41
State Total		1,701	1,694	100	40	42	44
SOUTH CAROLINA							
Supreme Court	COLR	213	240	113	5	43	5
Court of Appeals	IAC	1,458	1,438	99	9	162	35
State Total		1,671	1,678	100	14	119	41
TEXAS							
Supreme Court	COLR	6	6	100	9	1	0
Court of Criminal Appeals	COLR	7,177	6,965	97	9	797	33
Courts of Appeals	IAC	11,984	12,399	103	80	150	55
State Total		19,167	19,370	101	98	196	88
UTAH							
Supreme Court	COLR	529 B	NA		5	106	23
Court of Appeals	IAC	735 B	NA		7	105	32
State Total		1,264 *			12	105	55
VIRGINIA							
Supreme Court	COLR	0	0		7		
Court of Appeals	IAC	737	768	104	11	67	10
State Total		737	768	104	18	41	10
WASHINGTON							
Supreme Court	COLR	72 B	75 B	104	9	8	1
Court of Appeals	IAC	3,927	3,893	99	22	179	65
State Total		3,999 *	3,968 *	99	31	129	66
WISCONSIN							
Supreme Court	COLR	54	39	72	7	8	1
Court of Appeals	IAC	3,342 B	3,486 B	104	16	209	61
State Total		3,396 *	3,525 *	104	23	148	62

(continued on next page)

TABLE 3: Selected Caseload and Processing Measures for Mandatory Cases in State Appellate Courts, 2002 (continued)

<u>State/Court name:</u>	<u>Court type</u>	<u>Filed</u>	<u>Disposed</u>	<u>Disposed as a percent of filed</u>	<u>Number of judges</u>	<u>Filed per judge</u>	<u>Filed per 100,000 population</u>
States with no intermediate appellate court							
DELAWARE							
Supreme Court	COLR	715	719	100	5	143	89
DISTRICT OF COLUMBIA							
Court of Appeals	COLR	1,466	1,779	121	9	163	257
MAINE							
Supreme Judicial Court	COLR	560	600	107	7	80	43
MONTANA							
Supreme Court	COLR	584	594	102	7	83	64
NEVADA							
Supreme Court	COLR	1,723	1,866	108	7	246	79
NEW HAMPSHIRE							
Supreme Court	COLR	NJ	NJ		5		
NORTH DAKOTA							
Supreme Court	COLR	340	319	94	5	68	54
RHODE ISLAND							
Supreme Court	COLR	339	396	117	5	68	32
SOUTH DAKOTA							
Supreme Court	COLR	383 B	428 B	112	5	77	50
VERMONT							
Supreme Court	COLR	514	590	115	5	103	83
WEST VIRGINIA							
Supreme Court of Appeals	COLR	NJ	NJ		5		
WYOMING****							
Supreme Court	COLR	283	271	96	5	57	57
States with one court of last resort and two intermediate appellate courts							
ALABAMA							
Supreme Court	COLR	1,254	1,334	106	9	139	28
Court of Civil Appeals	IAC	1,293	1,306	101	5	259	29
Court of Criminal Appeals	IAC	2,648	2,748	104	5	530	59
State Total		5,195	5,388	104	19	273	116
INDIANA							
Supreme Court	COLR	241	307	127	5	48	4
Court of Appeals	IAC	2,055	1,980	96	15	137	33
Tax Court	IAC	141	132	94	1	141	2
State Total		2,437	2,419	99	21	116	40
NEW YORK							
Court of Appeals	COLR	292	176	60	7	42	2
Appellate Div. of Sup. Ct.	IAC	10,019 B	19,109 B	191	56	179	52
Appellate Terms of Sup. Ct.	IAC	2,089 B	1,928 B	92	15	139	11
State Total		12,400 *	21,213 *	171	78	159	65

(continued on next page)

TABLE 3: Selected Caseload and Processing Measures for Mandatory Cases in State Appellate Courts, 2002 (continued)

State/Court name:	Court type	Filed	Disposed	Disposed as a percent of filed	Number of judges	Filed per judge	Filed per 100,000 population
PENNSYLVANIA							
Supreme Court	COLR	532	742	139	7	76	4
Superior Court	IAC	8,160	8,150	100	15	544	66
Commonwealth Court	IAC	4,722 A	4,753 A	101	9	525	38
State Total		13,414 *	13,645 *	102	31	433	109
TENNESSEE							
Supreme Court	COLR	173	255	147	5	35	3
Court of Appeals	IAC	1,042	1,265	121	12	87	18
Court of Criminal Appeals	IAC	1,111	1,178	106	12	93	19
State Total		2,326	2,698	116	29	80	40

COURT TYPE:

COLR = Court of Last Resort
 IAC = Intermediate Appellate Court

NOTE:

NA = Data are unavailable. Blank spaces indicate that a calculation is inappropriate.

NJ = This case type is not handled in this court.

(B) = **Mandatory jurisdiction** cases cannot be separately identified and are reported with **discretionary petitions**. (See Table 4.)

QUALIFYING FOOTNOTES:

The absence of a qualifying footnote indicates that data are complete.

* See the qualifying footnote for each court in the state. Each footnote has an effect on the state total.

** Total mandatory cases filed in the Mississippi Supreme Court represent all mandatory cases filed for the state.

*** Oklahoma Supreme Court and Court of Appeals data were not available for 2002. Data are repeated from 1998.

**** Wyoming appellate data were not available for 2002. Data are repeated from 2001.

A: The following courts' data are incomplete:

- Arkansas—Supreme Court—Total **mandatory** filed and disposed data do not include **mandatory attorney disciplinary** cases and **certified questions** from the federal courts.
- Colorado—Supreme Court—Total **mandatory** filed data do not include some reopened cases, some **disciplinary matters**, and some **interlocutory decisions**.
- Maryland—Court of Appeals—Total **mandatory** filed data do not include some **civil**, **criminal**, and **original proceedings**.
- Pennsylvania—Commonwealth Court—Total **mandatory** filed and disposed data do not include some **administrative agency** cases and some **original proceedings**.

B: The following courts' data are overinclusive:

- Connecticut—Appellate Court—Total **mandatory** filed and disposed data include all **discretionary petitions**.
- Illinois—Appellate Court—Total **mandatory** filed and disposed data include all **discretionary petitions**.
- Iowa—Supreme Court—Total **mandatory** filed data include all **discretionary petitions**.
- Kansas—Supreme Court—Total **mandatory** disposed data include **discretionary petitions** that were disposed.
 —Court of Appeals—Total **mandatory** filed and disposed data include all **discretionary petitions**.
- New Mexico—Court of Appeals—Total **mandatory** disposed data include all **discretionary petitions**.
- New York—Appellate Divisions of Supreme Court—Total **mandatory** filed and disposed data include **discretionary petitions**.
 —Appellate Terms of Supreme Court—Total **mandatory** filed and disposed data include **discretionary petitions**.
- South Dakota—Supreme Court—Total **mandatory** filed and disposed data include **discretionary advisory opinions**. Total mandatory disposed data include all discretionary petitions that were disposed.
- Utah—Supreme Court—Total **mandatory** filed and disposed data include all **discretionary petitions**.
 —Court of Appeals—Total **mandatory** filed and disposed data include all **discretionary petitions**.
- Washington—Supreme Court—Total **mandatory** filed and disposed data include some **discretionary petitions**.
- Wisconsin—Court of Appeals—Total **mandatory** filed and disposed data include all **discretionary petitions**.

C: The following courts' data are both incomplete and overinclusive:

- Idaho—Supreme Court—Total **mandatory** filed and disposed data include **discretionary original proceedings**, but do not include **mandatory interlocutory decisions** or **advisory opinions**.

TABLE 4: Selected Caseload and Processing Measures for Discretionary Petitions in State Appellate Courts, 2002

<u>State/Court name:</u>	<u>Court type</u>	<u>Filed</u>	<u>Disposed</u>	<u>Disposed as a percent of filed</u>	<u>Number of judges</u>	<u>Filed per judge</u>	<u>Filed per 100,000 population</u>
States with one or more court of last resort and one intermediate appellate court							
ALASKA							
Supreme Court	COLR	157	177	113	5	31	24
Court of Appeals	IAC	35	36	103	3	12	5
State Total		192	213	111	8	24	30
ARIZONA							
Supreme Court	COLR	1,050	1,091	104	5	210	19
Court of Appeals	IAC	116	111	96	22	5	2
State Total		1,166	1,202	103	27	43	21
ARKANSAS							
Supreme Court	COLR	446	436	98	7	64	16
Court of Appeals	IAC	145	138	95	12	12	5
State Total		591	574	97	19	31	22
CALIFORNIA							
Supreme Court	COLR	8,894	8,781	99	7	1,271	25
Courts of Appeal	IAC	8,454	8,348	99	105	81	24
State Total		17,348	17,129	99	112	155	49
COLORADO							
Supreme Court	COLR	1,257	1,415 B		7	180	28
Court of Appeals	IAC	NJ	NJ		16		
State Total		1,257	1,415 *		23	55	28
CONNECTICUT							
Supreme Court	COLR	499	539 B		7	71	14
Appellate Court	IAC	(B)	(B)		9		
State Total					16		
FLORIDA							
Supreme Court	COLR	2,634	2,838	108	7	376	16
District Courts of Appeal	IAC	1,376	1,237	90	62	22	8
State Total		4,010	4,075	102	69	58	24
GEORGIA							
Supreme Court	COLR	1,190	1,479	124	7	170	14
Court of Appeals	IAC	435	416	96	12	36	5
State Total		1,625	1,895	117	19	86	19
HAWAII							
Supreme Court	COLR	67	69	103	5	13	5
Intermediate Court of Appeals	IAC	NJ	NJ		4		
State Total		67	69	103	9	7	5
IDAHO							
Supreme Court	COLR	184	198	108	5	37	14
Court of Appeals	IAC	NJ	NJ		3		
State Total		184	198	108	8	23	14
ILLINOIS							
Supreme Court	COLR	2,579	2,407	93	7	368	20
Appellate Court	IAC	(B)	(B)		52		
State Total					59		
IOWA							
Supreme Court	COLR	(B)	1,989		8		
Court of Appeals	IAC	NJ	NJ		9		
State Total			1,989		17		

(continued on next page)

TABLE 4: Selected Caseload and Processing Measures for Discretionary Petitions in State Appellate Courts, 2002 (continued)

<u>State/Court name:</u>	<u>Court type</u>	<u>Filed</u>	<u>Disposed</u>	<u>Disposed as a percent of filed</u>	<u>Number of judges</u>	<u>Filed per judge</u>	<u>Filed per 100,000 population</u>
KANSAS							
Supreme Court	COLR	883	(B)		7	126	33
Court of Appeals	IAC	(B)	(B)		10		
State Total					17		
KENTUCKY							
Supreme Court	COLR	742	725	98	7	106	18
Court of Appeals	IAC	75	86	115	14	5	2
State Total		817	811	99	21	39	20
LOUISIANA							
Supreme Court	COLR	3,029	3,232	107	7	433	68
Courts of Appeal	IAC	5,959	6,426	108	53	112	133
State Total		8,985	9,658	107	60	150	200
MARYLAND							
Court of Appeals	COLR	721	718	100	7	103	13
Court of Special Appeals	IAC	568	568	100	13	44	10
State Total		1,289	1,286	100	20	64	24
MASSACHUSETTS							
Supreme Judicial Court	COLR	752	633	84	7	107	12
Appeals Court	IAC	741	741	100	22	34	12
State Total		1,493	1,374	92	29	51	23
MICHIGAN							
Supreme Court	COLR	2,271	2,052	90	7	324	23
Court of Appeals	IAC	3,047	3,014	99	28	109	30
State Total		5,318	5,066	95	35	152	53
MINNESOTA							
Supreme Court	COLR	674	83	12	7	96	13
Court of Appeals	IAC	91	98	108	16	6	2
State Total		765	181	24	23	33	15
MISSISSIPPI**							
Supreme Court	COLR	302	289	96	9	34	11
Court of Appeals	IAC	NJ	NJ		10		
State Total		302	289	96	19	34	11
MISSOURI							
Supreme Court	COLR	623	616	99	7	89	11
Court of Appeals	IAC	NJ	NJ		32		
State Total		623	616	99	39	16	11
NEBRASKA							
Supreme Court	COLR	328	311 B		7	47	19
Court of Appeals	IAC	NJ	NJ		6		
State Total		328	311 *		13	25	19
NEW JERSEY							
Supreme Court	COLR	2,949	3,009	102	7	421	34
Appellate Div. of Super. Ct.	IAC	0	0		34		
State Total		2,949	3,009	102	41	72	34
NEW MEXICO							
Supreme Court	COLR	515	457	89	5	103	28
Court of Appeals	IAC	85	(B)		10	9	5
State Total		600			15	40	32

(continued on next page)

TABLE 4: Selected Caseload and Processing Measures for Discretionary Petitions in State Appellate Courts, 2002 (continued)

<u>State/Court name:</u>	<u>Court type</u>	<u>Filed</u>	<u>Disposed</u>	<u>Disposed as a percent of filed</u>	<u>Number of judges</u>	<u>Filed per judge</u>	<u>Filed per 100,000 population</u>
NORTH CAROLINA							
Supreme Court	COLR	662	601	91	7	95	8
Court of Appeals	IAC	768	715	93	12	64	9
State Total		1,430	1,316	92	19	75	17
OHIO							
Supreme Court	COLR	1,529	1,365	89	7	218	13
Courts of Appeals	IAC	NJ	NJ		68		
State Total		1,529	1,365	89	75	20	13
OKLAHOMA***							
Supreme Court	COLR	502	502	100	9	56	14
Court of Criminal Appeals	COLR	NJ	NJ		5		
Court of Appeals	IAC	NJ	NJ		12		
State Total		502	502	100	26	19	14
OREGON							
Supreme Court	COLR	701	808	115	7	100	20
Court of Appeals	IAC	NJ	NJ		10		
State Total		701	808	115	17		20
PUERTO RICO							
Supreme Court	COLR	1,029	1,084	105	7	147	27
Circuit Court of Appeals	IAC	2,349	2,344	100	11	214	61
State Total		3,378	3,428	101	18	188	88
SOUTH CAROLINA							
Supreme Court	COLR	1,185	1,322	112	5	237	29
Court of Appeals	IAC	NJ	NJ		9		
State Total		1,185	1,322	112	14	85	29
TEXAS							
Supreme Court	COLR	1,295	1,306	101	9	144	6
Court of Criminal Appeals	COLR	1,951	2,017	103	9	217	9
Courts of Appeals	IAC	NJ	NJ		80		
State Total		3,246	3,323	102	98	33	15
UTAH							
Supreme Court	COLR	(B)	NA		5		
Court of Appeals	IAC	(B)	NA		7		
State Total					12		
VIRGINIA							
Supreme Court	COLR	3,026	2,992	99	7	432	41
Court of Appeals	IAC	2,677	2,691	101	11	243	37
State Total		5,703	5,683	100	18	317	78
WASHINGTON							
Supreme Court	COLR	1,297 A	1,253 A	97	9	144	21
Court of Appeals	IAC	396	413	104	22	18	7
State Total		1,693 *	1,666 *	98	31	55	28
WISCONSIN							
Supreme Court	COLR	1,126	1,148	102	7	161	21
Court of Appeals	IAC	(B)	(B)		16		
State Total					23		

(continued on next page)

TABLE 4: Selected Caseload and Processing Measures for Discretionary Petitions in State Appellate Courts, 2002 (continued)

<u>State/Court name:</u>	<u>Court type</u>	<u>Filed</u>	<u>Disposed</u>	<u>Disposed as a percent of filed</u>	<u>Number of judges</u>	<u>Filed per judge</u>	<u>Filed per 100,000 population</u>
States with no intermediate appellate court							
DELAWARE							
Supreme Court	COLR	0	0		5		
DISTRICT OF COLUMBIA							
Court of Appeals	COLR	54	57	106	9	6	9
MAINE							
Supreme Judicial Court	COLR	178	259	146	7	25	14
MONTANA							
Supreme Court	COLR	214	198	93	7	51	24
NEVADA							
Supreme Court	COLR	NJ	NJ		7		
NEW HAMPSHIRE							
Supreme Court	COLR	813	939	115	5	163	64
NORTH DAKOTA							
Supreme Court	COLR	23	26	113	5	5	4
RHODE ISLAND							
Supreme Court	COLR	415	422	102	5	83	39
SOUTH DAKOTA							
Supreme Court	COLR	74 A	(B)		5	15	10
VERMONT							
Supreme Court	COLR	16	13	81	5	3	3
WEST VIRGINIA							
Supreme Court of Appeals	COLR	2,653	2,686	101	5	531	147
WYOMING							
Supreme Court	COLR	NJ	NJ		5		
States with one court of last resort and two intermediate appellate courts							
ALABAMA							
Supreme Court	COLR	1,130	1,193	106	9	126	25
Court of Civil Appeals	IAC	NJ	NJ		5		
Court of Criminal Appeals	IAC	NJ	NJ		5		
State Total		1,130	1,193	106	19	59	25
INDIANA							
Supreme Court	COLR	748	796	106	5	150	12
Court of Appeals	IAC	NA	NA		15		
Tax Court	IAC	NJ	NJ		1		
State Total					21		
NEW YORK							
Court of Appeals	COLR	3,986	4,076	102	7	569	21
Appellate Div. of Sup. Ct.	IAC	(B)	(B)		56		
Appellate Terms of Sup. Ct.	IAC	(B)	(B)		15		
State Total					78		

(continued on next page)

TABLE 4: Selected Caseload and Processing Measures for Discretionary Petitions in State Appellate Courts, 2002 (continued)

<u>State/Court name:</u>	<u>Court type</u>	<u>Filed</u>	<u>Disposed</u>	<u>Disposed as a percent of filed</u>	<u>Number of judges</u>	<u>Filed per judge</u>	<u>Filed per 100,000 population</u>
PENNSYLVANIA							
Supreme Court	COLR	2,701	2,763	102	7	386	22
Superior Court	IAC	NJ	NJ		15		
Commonwealth Court	IAC	63	NA		9	7	1
State Total		2,764			31	89	22
TENNESSEE							
Supreme Court	COLR	1,056	1,014	96	5	211	18
Court of Appeals	IAC	269	239	89	12	22	5
Court of Criminal Appeals	IAC	133	126	95	12	11	2
State Total		1,458	1,379	95	29	50	25

COURT TYPE:

COLR = Court of Last Resort
 IAC = Intermediate Appellate Court

NOTE:

NA = Data are unavailable. Blank spaces indicate that a calculation is inappropriate.

NJ = This case type is not handled in this court.

(B) = **Discretionary petitions** cannot be separately identified and are reported with **mandatory** cases. (See Table 3).

QUALIFYING FOOTNOTES:

The absence of a qualifying footnote indicates that data are complete.

* See the qualifying footnote for each court in the state. Each footnote has an effect on the state's total.

** Total mandatory cases filed in the Mississippi Supreme Court represent all mandatory cases filed for the state.

*** Oklahoma Supreme Court data were not available for 2002. Data are repeated from 1998.

A: The following courts' data are incomplete:

South Dakota—Supreme Court—Total **discretionary petitions** filed data do not include some **discretionary advisory opinions**, which are reported with **mandatory jurisdiction** cases.
 Washington—Supreme Court—Total **discretionary petitions** filed and disposed data do not include some civil and criminal **discretionary petitions** that are reported with **mandatory jurisdiction** cases.

B: The following courts' data are overinclusive:

Colorado—Supreme Court—Total **discretionary petitions** disposed data include all **mandatory disposed** cases.
 Connecticut—Supreme Court—Total **discretionary petitions** disposed data include all **mandatory jurisdiction** cases.
 Nebraska—Supreme Court—Total **discretionary petitions** disposed data include all **mandatory jurisdiction** cases.

TABLE5: Selected Caseload and Processing Measures for Discretionary Petitions Granted in State Appellate Courts, 2002

State/Court name:	Court type	Discretionary petitions:			Granted as a percent of filed	Disposed as a percent of granted	Number of judges	Filed granted per judge
		Filed	Filed granted	Granted disposed				
States with one or more court of last resort and one intermediate appellate court								
ALASKA								
Supreme Court	COLR	157	21	NA	13		5	4
Court of Appeals	IAC	35	6	NA	17		3	2
State Total		192	27		14		8	4
ARIZONA								
Supreme Court	COLR	1,050	NA	NA			5	
Court of Appeals	IAC	116	NA	NA			22	
State Total		1,166					27	
ARKANSAS								
Supreme Court	COLR	446	110	110	25	100	7	16
Court of Appeals	IAC	145	18	18	12	100	12	2
State Total		591	128	128	22	100	19	7
CALIFORNIA								
Supreme Court	COLR	8,894	136 A	74			7	19
Courts of Appeal	IAC	8,454	NA	NA			105	
State Total		17,348					112	
COLORADO								
Supreme Court	COLR	1,257	NA	NA			7	
Court of Appeals	IAC	NJ	NJ	NJ			16	
State Total		1,257					23	
CONNECTICUT								
Supreme Court	COLR	499	63	NA	13		7	9
Appellate Court	IAC	(B)	NA	NA			9	
State Total							16	
FLORIDA								
Supreme Court	COLR	2,634	NA	NA			7	
District Courts of Appeal	IAC	1,376	NA	NA			62	
State Total		4,010					69	
GEORGIA								
Supreme Court	COLR	1,190	86	47	7	55	7	12
Court of Appeals	IAC	435	NA	NA			12	
State Total		1,625					19	
HAWAII								
Supreme Court	COLR	67	NA	NA			5	
Intermediate Court of Appeals	IAC	NJ	NJ	NJ			4	
State Total		67					9	
IDAHO								
Supreme Court	COLR	184	NA	NA			5	
Court of Appeals	IAC	NJ	NJ	NJ			3	
State Total		184					8	
ILLINOIS								
Supreme Court	COLR	2,579	98	0	4		7	14
Appellate Court	IAC	(B)	NA	NA			52	
State Total							59	

(continued on next page)

TABLE 5: Selected Caseload and Processing Measures for Discretionary Petitions Granted in State Appellate Courts, 2002 (continued)

State/Court name:	Court type	Discretionary petitions:			Granted as a percent of filed	Disposed as a percent of granted	Number of judges	Filed granted per judge
		Filed	Filed granted	Granted disposed				
IOWA								
Supreme Court	COLR	(B)	NA	NA			8	
Court of Appeals	IAC	NJ	NJ	NJ			9	
State Total							17	
KANSAS								
Supreme Court	COLR	883	19	NA	2		7	3
Court of Appeals	IAC	(B)	NA	NA			10	
State Total							17	
KENTUCKY								
Supreme Court	COLR	742	NA	NA			7	
Court of Appeals	IAC	75	NA	NA			14	
State Total		817					21	
LOUISIANA								
Supreme Court	COLR	3,029	306	181	10	59	7	44
Courts of Appeal	IAC	5,956	1,665	1,633	28	98	53	31
State Total		8,985	1,971	1,814	22	92	60	33
MARYLAND								
Court of Appeals	COLR	721	120	NA	17		7	17
Court of Special Appeals	IAC	568	8	NA	1		13	1
State Total		1,289	128		10		20	6
MASSACHUSETTS								
Supreme Judicial Court	COLR	752	NA	NA			7	
Appeals Court	IAC	741	NA	NA			22	
State Total		1,493					29	
MICHIGAN								
Supreme Court	COLR	2,271	NA	NA			7	
Court of Appeals	IAC	3,047	NA	NA			28	
State Total		5,318					35	
MINNESOTA								
Supreme Court	COLR	674	130	66	19	51	7	19
Court of Appeals	IAC	91	NA	85			16	
State Total		765		151			23	
MISSISSIPPI								
Supreme Court	COLR	302	62	NA	21		9	7
Court of Appeals	IAC	NJ	NJ	NJ			10	
State Total		302	62		21		19	
MISSOURI								
Supreme Court	COLR	623	51	51	8	100	7	7
Court of Appeals	IAC	NJ	NJ	NJ			32	
State Total		623	51	51	8	100	39	
NEBRASKA								
Supreme Court	COLR	328	48	NA	15		7	7
Court of Appeals	IAC	NJ	NJ	NJ			6	
State Total		328	48		15		13	
NEW JERSEY								
Supreme Court	COLR	2,949	149	NA	5		7	21
Appellate Div. of Super. Ct.	IAC	0	NA	NA			34	
State Total		2,949					41	

(continued on next page)

TABLE 5: Selected Caseload and Processing Measures for Discretionary Petitions Granted in State Appellate Courts, 2002 (continued)

State/Court name:	Court type	Discretionary petitions:			Granted as a percent of filed	Disposed as a percent of granted	Number of judges	Filed granted per judge
		Filed	Filed granted	Granted disposed				
NEW MEXICO								
Supreme Court	COLR	515	52	52	10	100	5	10
Court of Appeals	IAC	85	NA	NA			10	
State Total		600					15	
NORTH CAROLINA								
Supreme Court	COLR	662	37	43	6	116	7	5
Court of Appeals	IAC	768	138	NA	18		12	12
State Total		1,430	175		12		19	9
OHIO								
Supreme Court	COLR	1,529	114	NA	7		7	16
Courts of Appeals	IAC	NJ	NJ	NJ			68	
State Total		1,529	114		7		75	
OKLAHOMA**								
Supreme Court	COLR	502	NA	NA			9	
Court of Criminal Appeals	COLR	NJ	NJ	NJ			5	
Court of Appeals	IAC	NJ	NJ	NJ			12	
State Total		502					26	
OREGON								
Supreme Court	COLR	701	57	NA	8		7	7
Court of Appeals	IAC	NJ	NJ	NJ			10	
State Total		701	57		8		17	
PUERTO RICO								
Supreme Court	COLR	1,029	NA	NA			7	
Court of Appeals	IAC	2,349	NA	NA			33	
State Total		3,378					40	
SOUTH CAROLINA								
Supreme Court	COLR	1,185	NA	NA			5	
Court of Appeals	IC	NJ	NJ	NJ			9	
State Total		1,185					14	
TEXAS								
Supreme Court	COLR	1,295	112	106	9	95	9	12
Court of Criminal Appeals	COLR	1,951	146	143	7	98	9	16
Courts of Appeals	IC	NJ	NJ	NJ			80	
State Total		3,246	258	249	8	97	98	
UTAH								
Supreme Court	COLR	(B)	NA	NA			5	
Court of Appeals	IC	(B)	NA	NA			7	
State Total							12	
VERGINA								
Supreme Court	COLR	3,026	291	0	10		7	42
Court of Appeals	IC	2,677	365	NA	14		11	35
State Total		5,703	679		12		18	38
WASHINGTON								
Supreme Court	COLR	1,297A	NA	NA			9	
Court of Appeals	IC	36	NA	NA			22	
State Total		1,683*					31	
WISCONSIN								
Supreme Court	COLR	1,126	0	100			7	
Court of Appeals	IC	(B)	NA	NA			16	
State Total							23	

(continued on next page)

TABLE 5: Selected Caseload and Processing Measures for Discretionary Petitions Granted in State Appellate Courts, 2002 (continued)

State/Court name:	Court type	Discretionary petitions:			Granted as a percent of filed	Disposed as a percent of granted	Number of judges	Filed granted per judge
		Filed	Filed granted	Granted disposed				
States with no intermediate appellate court								
DELAWARE Supreme Court	COLR	0	NA	NA			5	
DISTRICT OF COLUMBIA Court of Appeals	COLR	54	2	NA	4		9	0
MAINE Supreme Judicial Court	COLR	178	NA	NA			7	
MONTANA Supreme Court	COLR	214	NA	23			7	
NEVADA Supreme Court	COLR	NJ	NJ	NJ			7	
NEW HAMPSHIRE Supreme Court	COLR	813	NA	NA			5	
NORTH DAKOTA Supreme Court	COLR	23	NA	NA			5	
RHODE ISLAND Supreme Court	COLR	415	146	NA	35		5	29
SOUTH DAKOTA Supreme Court	COLR	74 A	NA	NA			5	
VERMONT Supreme Court	COLR	16	NA	NA			5	
WEST VIRGINIA Supreme Court of Appeals	COLR	2,653	757	1,165	29	154	5	151
WYOMING Supreme Court	COLR	NJ	NJ	NJ			5	
States with one court of last resort and two intermediate appellate courts								
ALABAMA Supreme Court	COLR	1,130	NA	NA			9	
Court of Civil Appeals	IAC	NJ	NJ	NJ			5	
Court of Criminal Appeals	IAC	NJ	NJ	NJ			5	
State Total		1,130					19	
INDIANA Supreme Court	COLR	748	NA	95			5	
Court of Appeals	IAC	NA	261	261		100	15	17
Tax Court	IAC	NJ	NJ	NJ			1	
State Total				356			21	
NEW YORK Court of Appeals	COLR	3,986	NA	117			7	
Appellate Div. of Sup. Ct.	IAC	(B)	NA	NA			56	
Appellate Terms of Sup. Ct.	IAC	(B)	NA	NA			15	
State Total							78	

(continued on next page)

TABLE 5: Selected Caseload and Processing Measures for Discretionary Petitions Granted in State Appellate Courts, 2002 (continued)

State/Court name:	Court type	Discretionary petitions:			Granted as a percent of filed	Disposed as a percent of granted	Number of judges	Filed granted per judge
		Filed	Filed granted	Granted disposed				
PENNSYLVANIA								
Supreme Court	COLR	2,701	NA	NA			7	
Superior Court	IAC	NJ	NJ	NJ			15	
Commonwealth Court	IAC	63	NA	NA			9	
State Total		2,764					31	
TENNESSEE								
Supreme Court	COLR	1,056	79	NA	7		5	16
Court of Appeals	IAC	269	51	NA	19		12	4
Court of Criminal Appeals	IAC	133	24	NA	18		12	2
State Total		1,458	154		11		29	5

COURT TYPE:

COLR = Court of Last Resort
 IAC = Intermediate Appellate Court

NOTE:

NA = Data are unavailable. Blank spaces indicate that a calculation is inappropriate.
 NJ = This case type is not handled in this court.

(B) = **Discretionary petitions** cannot be identified separately and are reported with **mandatory** cases.

QUALIFYING FOOTNOTES:

The absence of a qualifying footnote indicates that data are complete.

* See the qualifying footnote for each court in the state. Each footnote has an effect on the state's total.

**Oklahoma Supreme Court data were not available for 2002. Data are reported from 1998.

A: The following courts' data are incomplete:

California—Supreme Court—**Total discretionary petitions granted** filed data do not include **original proceedings**.

South Dakota—Supreme Court—**Total discretionary petitions filed** data do not include some **advisory opinions** that are reported with mandatory jurisdiction cases.

Washington—Supreme Court—**Total discretionary petitions filed** data do not include some **civil and criminal** discretionary petitions that are reported with mandatory jurisdiction cases.

TABLE 6: Opinions Reported by State Appellate Courts, 2002

State/Court name:	Opinion count: C=case D=written document	Composition of opinion count:			Total dispositions by signed opinion	Number of authorized justices/ judges	Number of opinions/ judge	Number of lawyer support personnel
		Signed opinions	Per curiam opinions	Memos/ orders				
States with one or more court of last resort and one intermediate appellate court								
ALASKA								
Supreme Court	C	X	X	X	182	5	36	15
Court of Appeals	C	X	X	X	55	3	18	8
ARIZONA								
Supreme Court	C	X	X	X	38	5	8	16
Court of Appeals	C	X	O	X	144	22	7	53
ARKANSAS								
Supreme Court	C	X	X	X	301	7	43	15
Court of Appeals	C	X	X	X	629	12	52	16
CALIFORNIA								
Supreme Court	C	X	X	X	101	7	14	78
Courts of Appeal	C	X	X	X	12,629	105	120	242
COLORADO								
Supreme Court	C	X	X	X	121	7	17	15
Court of Appeals	C	X	X	X	291	16	18	32
CONNECTICUT								
Supreme Court	C	X	X	X	180	7	26	17
Appellate Court	C	X	X	X	637	9	71	27
FLORIDA								
Supreme Court	C	X	X	X	95	7	14	23
District Courts of Appeal	C	X	X	X	NA	62		146
GEORGIA								
Supreme Court	C	X	X	X	364	7	52	17
Court of Appeals	C	X	X	X	1,401	12	117	43
HAWAII								
Supreme Court	C	X	X	X	191	5	38	16
Intermediate Court of Appeals	C	X	X	X	195	4	49	8
IDAHO								
Supreme Court	D	X	X	X	NA	5		11
Court of Appeals	D	X	X	X	NA	3		6
ILLINOIS								
Supreme Court	C	X	X	X	131	7	19	24
Appellate Court	C	X	X	X	1,037	52	20	123
IOWA								
Supreme Court	D	X	X	X	180	8	23	16
Court of Appeals	C	X	X	X	1,144	9	127	6
KANSAS								
Supreme Court	C	X	X	X	312	7	45	7
Court of Appeals	C	X	X	X	1,246	10	125	25
KENTUCKY								
Supreme Court	C	X	X	X	222	7	32	13
Court of Appeals	C	X	X	X	1,888	14	135	34

(continued on next page)

TABLE 6: Opinions Reported by State Appellate Courts, 2002 (continued)

State/Court name:	Composition of opinion count:				Total dispositions by signed opinion	Number of authorized justices/judges	Number of opinions/judge	Number of lawyer support personnel
	Opinion count: C=case D=written document	Signed opinions	Per curiam opinions	Memos/orders				
LOUISIANA								
Supreme Court	D	X	X	X	23	7	3	40
Courts of Appeal	D	X	X	X	3,684	53	70	158
MARYLAND								
Court of Appeals	C	X	X	X	112	7	16	14
Court of Special Appeals	C	X	X	X	144	13	11	29
MASSACHUSETTS								
Supreme Judicial Court	D	X	X	X	NA	7		20
Appeals Court	D	X	X	X	363	22	17	40
MICHIGAN								
Supreme Court	C	X	X	X	49	7	7	17
Court of Appeals	C	X	X	X	212	28	8	110
MINNESOTA								
Supreme Court	C	X	X	X	196	7	28	15
Court of Appeals	C	X	X	X	1,324	16	83	45
MISSISSIPPI								
Supreme Court	C	X	X	X	NA	9		38
Court of Appeals	C	X	X	X	NA	10		NA
MISSOURI								
Supreme Court	C	X	X	X	NA	7		15
Court of Appeals	C	X	X	X	1,686	32	53	54
NEBRASKA								
Supreme Court	C	X	X	X	259	7	37	16
Court of Appeals	C	X	X	X	426	6	71	13
NEW JERSEY								
Supreme Court	D	X	X	X	110	7	16	25
Appellate Div. of Superior Ct.	C	X	X	X	431	34	13	60
NEWMEXICO								
Supreme Court	C	X	X	X	NA	5		10
Court of Appeals	D	X	X	X	152	10	15	26
NORTH CAROLINA								
Supreme Court	C	X	X	X	64	7	9	15
Court of Appeals	C	X	X	X	1,537	12	128	28
OHIO								
Supreme Court	C	X	X	X	NA	7		20
Courts of Appeals	C	X	X	X	6,992	68	103	NA
OKLAHOMA								
Supreme Court	C	X	X	X	NA	9		16
Court of Criminal Appeals	C	X	X	X	NA	5		12
Court of Civil Appeals	C	X	X	X	NA	12		12
OREGON								
Supreme Court	C	X	X	X	60	7	9	10
Court of Appeals	C	X	X	X	393	10	39	18

(continued on next page)

TABLE 6: Opinions Reported by State Appellate Courts, 2002 (continued)

State/Court name:	Composition of opinion count:				Total dispositions by signed opinion	Number of authorized justices/judges	Number of opinions/judge	Number of lawyer support personnel
	Opinion count: C=case D=written document	Signed opinions	Per curiam opinions	Memos/orders				
PUERTORICO								
Supreme Court	C	X	X	X	92	7	13	26
Circuit Court of Appeals	C	X	X	X	NA	33		41
SOUTH CAROLINA								
Supreme Court	C	X	X	X	173	5	35	21
Court of Appeals	C	X	X	X	NA	9		27
TEXAS								
Supreme Court	D	X	X	X	135	9	15	30
Court of Criminal Appeals	C	X	X	X	319	9	35	34
Courts of Appeals	C	X	X	X	NA	80		88
UTAH								
Supreme Court	C	X	X	X	NA	5		13
Court of Appeals	C	X	X	X	NA	7		18
VIRGINIA								
Supreme Court	C	X	X	X	136	7	19	23
Court of Appeals	C	X	X	X	6661	11	60	15
WASHINGTON								
Supreme Court	C	X	X	X	129	9	14	25
Court of Appeals	C	X	X	X	1,846	22	84	72
WISCONSIN								
Supreme Court	C	X	X	X	81	7	12	11
Court of Appeals	C	X	X	X	761	16	48	25
States with no intermediate appellate court								
DELAWARE								
Supreme Court	C	X	X	X	71	5	14	5
DISTRICT OF COLUMBIA								
Court of Appeals	C	X	X	X	339	9	38	31
MAINE								
Supreme Judicial Court	D	X	X	X	171	7	24	11
MONTANA								
Supreme Court	C	X	X	X	343	7	49	17
NEVADA								
Supreme Court	D	X	X	X	38	7	5	41
NEW HAMPSHIRE								
Supreme Court	C	X	X	X	176	5	35	15
NORTH DAKOTA								
Supreme Court	C	X	X	X	189	5	38	10
RHODE ISLAND								
Supreme Court	C	X	X	X	75	5	15	17
SOUTH DAKOTA								
Supreme Court	C	X	X	X	164	5	33	8

(continued on next page)

TABLE 6: Opinions Reported by State Appellate Courts, 2002 (continued)

State/Court name:	Opinion count: C=case D=written document	Composition of opinion count:			Total dispositions by signed opinion	Number of authorized justices/ judges	Number of opinions/ judge	Number of lawyer support personnel
		Signed opinions	Per curiam opinions	Memos/ orders				
VERMONT								
Supreme Court	C	X	X	X	68	5	14	8
WEST VIRGINIA								
Supreme Court of Appeals	C	X	X	X	88	5	18	29
WYOMING*								
Supreme Court	C	X	X	X	149	5	30	12

States with one court of last resort and two intermediate appellate courts

ALABAMA								
Supreme Court	C	X	X	X	438	9	49	18
Court of Civil Appeals	C	X	X	X	323	5	65	6
Court of Criminal Appeals	C	X	X	X	122	5	24	23
INDIANA								
Supreme Court	C	X	X	X	195	5	39	13
Court of Appeals	C,D	X	X	X	1,967	15	131	51
Tax Court	C,D	X	X	X	49	1	49	3
NEW YORK								
Court of Appeals	D	X	X	X	NA	7		24
Appellate Div. - Supreme Ct.	D	X	X	X	NA	56		25
Appellate Terms - Supreme Ct.	D	X	X	X	NA	15		171
PENNSYLVANIA								
Supreme Court	C	X	X	X	178	7	25	0
Superior Court	C	X	X	X	5,315	15	354	0
Commonwealth Court	D	X	X	X	1,746	9	194	58
TENNESSEE								
Supreme Court	C	X	X	X	244	5	49	12
Court of Criminal Appeals	C	X	X	X	890	12	74	9
Court of Appeals	C	X	X	X	843	12	70	12

CODES:

- X - Court follows this method when counting opinions.
- O - Court does not follow this method when counting opinions.
- NA - Data are not available.

*Wyoming appellate court data were not available for 2002. Data are reported from 2001.

Note: Disposition data are from the Manner of Disposition Survey sent to each appellate court.

TABLE 7: Reported National Civil and Criminal Caseloads for State Trial Courts, 2002

Reported Caseload	Filed	Disposed
Civil cases:		
I. General jurisdiction courts:		
A. Number of reported complete civil cases	5,367,096	3,812,936
Number of courts reporting complete civil data	39	34
B. Number of reported complete civil cases that include other case types	2,620,571	2,337,550
Number of courts reporting complete civil data that include other case types	13	11
C. Number of reported civil cases that are incomplete	3,114,009	3,620,741
Number of courts reporting civil cases that are incomplete.	8	11
D. Number of reported civil cases that are incomplete and include noncivil case types	431,544	131,662
Number of courts reporting civil cases that are incomplete and include noncivil case types	3	2
II. Limited jurisdiction courts:		
A. Number of reported complete civil cases	5,519,357	3,634,650
Number of courts reporting complete civil data	55	40
B. Number of reported complete civil cases that include other case types	347,763	136,782
Number of courts reporting complete civil data that include other case types	4	3
C. Number of reported civil cases that are incomplete	4,611,444	4,074,900
Number of courts reporting civil cases that are incomplete.	19	22
D. Number of reported civil cases that are incomplete and include noncivil case types	31,206	121,195
Number of courts reporting civil cases that are incomplete and include noncivil case types	1	1
Criminal cases:		
I. General jurisdiction courts:		
A. Number of reported complete criminal cases	2,096,739	1,880,185
Number of courts reporting complete criminal data	29	27
B. Number of reported complete criminal cases that include other case types	914,533	892,510
Number of courts reporting complete criminal data that include other case types	9	8
C. Number of reported criminal cases that are incomplete	968,211	872,935
Number of courts reporting criminal cases that are incomplete	10	11
D. Number of reported criminal cases that are incomplete and include noncriminal case types	975,456	805,938
Number of courts reporting criminal cases that are incomplete and include noncriminal case types	4	3
II. Limited jurisdiction courts:		
A. Number of reported complete criminal cases	5,107,115	4,092,501
Number of courts reporting complete criminal data	31	25
B. Number of reported complete criminal cases that include other case types	1,456,679	1,431,744
Number of courts reporting complete criminal data that include other case types.	10	8
C. Number of reported criminal cases that are incomplete	2,935,029	2,964,217
Number of courts reporting criminal cases that are incomplete	15	15
D. Number of reported criminal cases that are incomplete and include noncriminal case types	757,902	771,938
Number of courts reporting criminal cases that are incomplete and include noncriminal case types	4	4

(continued on next page)

TABLE 7: Reported National Civil and Criminal Caseloads for State Trial Courts, 2002 (continued)

Summary section for all trial courts:

	Reported Filings					
	General Jurisdiction		Limited Jurisdiction		Total (incomplete)	
	Civil	Criminal	Civil	Criminal	Civil	Criminal
1. Total number of reported complete cases	5,367,096	2,096,739	5,519,357	5,107,115	10,886,453	7,203,854
2. Total number of reported complete cases that include other case types	2,620,571	914,533	347,763	1,456,679	2,968,334	2,371,212
3. Total number of reported cases that are incomplete	3,114,009	968,211	4,611,444	2,935,029	7,725,453	3,903,240
4. Total number of reported cases that are incomplete and include other case types	431,554	975,456	31,206	757,902	462,760	1,733,358
Total (incomplete)	11,533,230	4,954,939	10,509,770	10,256,725	22,043,000	15,211,664

	Reported Dispositions					
	General Jurisdiction		Limited Jurisdiction		Total (incomplete)	
	Civil	Criminal	Civil	Criminal	Civil	Criminal
1. Total number of reported complete cases	3,812,936	1,880,185	3,634,650	4,092,501	7,447,586	5,972,686
2. Total number of reported complete cases that include other case types	2,337,550	892,510	136,782	1,431,774	2,474,332	2,324,284
3. Total number of reported cases that are incomplete	3,620,741	872,935	4,074,900	2,964,217	7,695,641	3,837,152
4. Total number of reported cases that are incomplete and include other case types	131,662	805,938	121,195	771,938	252,857	1,577,876
Total (incomplete)	9,902,889	4,451,568	7,967,527	9,260,405	17,870,416	13,711,973

TABLE8: Reported Grand Total State Trial Court Caseload, 2002

State/Court name:	Jurisdiction	Parking	Criminal unit of count	Support/custody	Grand total filings and qualifying footnotes	Grand total dispositions and qualifying footnotes	Dispositions as a percentage of filings	Filings per 100,000 total population
ALABAMA								
Circuit	G	2	B	6	208,569 B	204,851 B	98	4,649
District	L	1	B	2	697,994	686,463	98	15,558
Municipal †	L	1	B	1	657,393 A	542,487 A	83	14,653
Probate	L	2	I	1	NA	NA		
State Total								
ALASKA								
Superior	G	2	B	6	17,964 C	16,797 C	94	2,790
District	L	1	B	2	123,406	123,543	100	19,169
State Total					141,370 *	140,340 *	99	21,959
ARIZONA								
Superior	G	2	D	6	189,640	177,593	94	3,476
Tax	G	2	I	1	1,007	962	96	18
Justice of the Peace	L	4	Z	1	856,500	802,131	94	15,697
Municipal	L	4	Z	1	1,383,265	1,411,717	102	25,351
State Total					2,430,412	2,392,403	98	44,542
ARKANSAS								
Circuit	G	2	D	1	193,378	180,900	94	7,136
City	L	1	A	1	79,345	54,054	68	2,928
District	L	1	A	1	916,468	839,871	92	33,817
State Total					1,189,191	1,074,825	90	43,880
CALIFORNIA								
Superior	G	6	B	6	8,092,631 A	7,692,925 A	95	23,045
COLORADO								
District, Denver Juvenile, Denver Probate	G	2	D	3	164,237 A	165,895 A	101	3,644
Water	G	2	I	1	1,550	1,300	84	34
County	L	4	D	1	1,504,538 C	476,713 C	32	33,386
Municipal	L	1	I	1	NA	NA		
State Total								
CONNECTICUT								
Superior	G	6	B	5**	542,114 C	483,634 C	89	15,666
Probate	L	2	I	4	77,581	NA		2,242
State Total					619,695 *			17,908
DELAWARE								
Court of Chancery	G	2	I	1	4,159	3,525	85	515
Superior	G	2	B	1	19,019 B	19,345 B	102	2,356
Alderman's	L	1	A	1	22,965 A	23,304 A	101	2,844
Court of Common Pleas	L	2	B	1	92,965	89,157	96	11,514
Family	L	2	B	3**	53,714	55,940	104	6,653
Justice of the Peace	L	2	A	1	258,727	243,391	94	32,045
State Total					451,549 *	434,662 *	96	55,927
DISTRICT OF COLUMBIA								
Superior	G	1	B	6**	155,031	158,526	102	27,156
FLORIDA								
Circuit	G	2	E	4	1,289,617 A	754,016 A	58	7,716
County	L	5	B	1	2,545,729 A	2,033,368 A	80	15,232
State Total					3,835,346 *	2,787,384 *	73	22,948

(continued on next page)

TABLE 8: Reported Grand Total State Trial Court Caseload, 2002 (continued)

State/Court name:	Jurisdiction	Parking	Criminal unit of count	Support/custody	Grand total filings and qualifying footnotes	Grand total dispositions and qualifying footnotes	Dispositions as a percentage of filings	Filings per 100,000 total population
GEORGIA								
Superior	G	2	G	3	333,105 B	NA		3,891
Civil	L	2	M	1	NA	NA		
County Recorder's	L	1	M	1	NA	NA		
Juvenile	L	1	I	1	93,210 A	73,139 A	78	1,089
Magistrate	L	2	B	1	500,034	NA		5,841
Municipal	L	2	B	1	900,023 A	NA		10,514
Municipal and City of Atlanta	L	1	M	1	NA	NA		
Probate	L	2	B	1	157,787	NA		1,867
State	L	2	G	1	745,989 A	648,503 A	87	8,715
State Total								
HAWAII								
Circuit	G	2	B	6	46,836	47,516	101	3,762
District	L	4	B	1	508,094	503,886	99	40,814
State Total					554,930	551,402	99	44,576
IDAHO								
District	G	2	J	6**	19,525 A	20,709 A	106	1,456
Magistrates Division	L	1	J	6**	453,727 A	481,826 A	106	33,832
State Total					473,252 *	502,535 *	106	35,288
ILLINOIS								
Circuit	G	2	G	6**	4,235,775	4,352,329	103	33,616
INDIANA								
Probate	G	2	I	1	3,603	2,607	72	58
Superior and Circuit	G	1	B	5	1,414,167 A	1,425,315 A	101	22,961
City and Town	L	1	B	1	375,640	370,569	99	6,099
County	L	1	B	1	31,805	29,995	94	516
Small Claims Court of Marion County	L	2	I	1	72,851	72,548	100	1,183
State Total					1,898,066 *	1,901,034 *	100	30,817
IDAHO								
District	G	1	B	6	1,088,555 B	NA		37,067
KANSAS								
District	G	4	B	6**	490,136	476,773	97	18,047
Municipal	L	1	B	1	497,074 A	473,524 A	95	18,302
State Total					987,210 *	950,297 *	96	36,349
KENTUCKY								
Circuit	G	2	B	6	111,574	97,121	87	2,726
District	L	1	B	1	741,901 B	735,351 B	99	18,127
State Total					853,475 *	832,472 *	98	20,853
LOUISIANA								
District	G	4	Z	6	722,411	NA		16,116
Family and Juvenile	G	2	I	4***	23,061	19,075	83	514
City and Parish	L	4	B	1	1,126,427	997,391	89	25,129
Justice of the Peace	L	1	I	1	NA	NA		
Mayors	L	1	I	1	NA	NA		
State Total								

(continued on next page)

TABLE 8: Reported Grand Total State Trial Court Caseload, 2002 (continued)

State/Court name:	Jurisdiction	Parking	Criminal unit of count	Support/ custody	Grand total filings and qualifying footnotes	Grand total dispositions and qualifying footnotes	Dispositions as a percentage of filings	Filings per 100,000 total population
MAINE								
Superior	G	2	B	6	12,637 C	9,088 C	72	976
District	L	1	B	5	265,615	226,546	85	20,519
Probate	L	2	I	1	NA	NA		
State Total								
MARYLAND								
Circuit	G	2	B	6**	289,437 B	274,578 B	95	5,303
District	L	3	B	1	2,142,285	1,335,756 A		39,249
Orphan's	L	2	I	1	NA	NA		
State Total								
MASSACHUSETTS								
Superior Court	G	2	B	5**	31,240	31,583	101	486
District Court	L	2	B	5**	826,355	686,063	83	12,856
Boston Municipal Court	L	2	B	1	41,380	39,083	94	644
Housing Court	L	2	B	1	39,677	3,781	10	617
Juvenile Court	L	2	I	1	44,736	NA		696
Land Court	L	2	I	1	12,634	9,764	77	197
Probate & Family Court	L	2	I	5**	154,974	104,994 A		2,411
State Total					1,150,996			17,907
MICHIGAN								
Circuit	G	2	B	6**	369,982	367,757	99	3,681
Court of Claims	G	2	I	1	279	322	115	3
District	L	4	B	1	3,973,670	3,958,961	100	39,537
Municipal	L	4	B	1	72,694	71,777	99	723
Probate	L	2	I	1	68,182	64,136	94	678
State Total					4,484,807	4,462,951	100	44,623
MINNESOTA								
District	G	4	B	6	1,987,638	2,224,634	112	39,597
MISSISSIPPI								
Circuit	G	2	B	1	26,501 A	46,490		923
Chancery	L	2	I	5	69,413 A	59,064 A	85	2,417
County	L	2	B	4	32,961 A	19,285 A	59	1,148
Justice	L	2	B	1	NA	NA		
Municipal	L	1	B	1	NA	NA		
State Total								
MISSOURI								
Circuit	G	2	G	6**	817,234 A	790,239 A	97	14,407
Municipal	L	1	I	1	NA	NA		
State Total								
MONTANA								
District	G	2	G	3	33,443	29,255	87	3,677
Water	G	2	I	1	NA	NA		
Workers' Compensation	G	2	I	1	243	152	63	27
City	L	1	B	1	54,642 A	NA		6,008
Justice of the Peace	L	1	B	1	171,858 C	NA		18,897
Municipal	L	1	B	1	90,605	NA		9,963
State Total								

(continued on next page)

TABLE 8: Reported Grand Total State Trial Court Caseload, 2002 (continued)

State/Court name:	Jurisdiction	Parking	Criminal unit of count	Support/custody	Grand total filings and qualifying footnotes	Grand total dispositions and qualifying footnotes	Dispositions as a percentage of filings	Filings per 100,000 total population
NEBRASKA								
District	G	2	B	5	40,796 B	NA		2,359
County	L	1	B	1	399,297 A	NA		23,092
Separate Juvenile	L	2	I	1	4,571	NA		264
Workers' Compensation	L	2	I	1	121	131	108	7
State Total					444,785 *			25,722
NEVADA								
District	G	2	B	2	99,800 A	99,269 A	99	4,592
Justice	L	4	B	1	547,993 A	378,022 A	69	25,213
Municipal	L	4	B	1	309,761 A	279,556 A	90	14,252
State Total					957,554 *	756,847 *	79	44,256
NEW HAMPSHIRE								
Superior	G	2	B	5	32,265 A	30,153 A	93	2,530
District	L	4	B	1	173,664	169,409	98	13,620
Probate	L	2	I	1	10,675	10,360 A		837
State Total					216,604 *	209,922 *		16,988
NEW JERSEY								
Superior	G	2	B	6**	1,197,060	1,205,335	101	13,935
Municipal	L	4	A	1	6,127,591	6,101,199	100	71,332
Tax	L	2	I	1	5,940	5,819	98	69
State Total					7,330,591	7,312,353	100	85,336
NEW MEXICO								
District	G	2	B	6	98,485	94,110	96	5,309
Magistrate	L	3	B	1	150,424	147,810	98	8,109
Metropolitan Ct. of Bernalillo County	L	3	B	1	124,777	120,115	96	6,726
Municipal	L	1	M	1	NA	NA		
Probate	L	2	I	1	NA	NA		
State Total								
NEW YORK								
Supreme and County Civil Court of the City of New York	G	2	E	1	499,645 B	514,375 B	103	2,608
Court of Claims	L	2	I	1	770,677 A	501,757 A	65	4,023
Criminal Court of the City of New York	L	2	E	1	1,826	2,000	110	10
District and City	L	2	E	1	779,906 A	646,464 A	83	4,071
Family	L	4	E	1	1,225,385 A	1,218,289 A	99	6,396
Surrogates'	L	2	I	4	712,726	708,131	99	3,720
Town and Village Justice	L	2	I	1	158,520	127,816	81	827
State Total	L	1	E	1	2,291,224	2,291,224	100	11,960
					6,439,909 *	6,010,056 *	93	33,616
NORTH CAROLINA								
Superior	G	2	E	1	316,507 B	293,390 B	94	3,804
District	L	1	E	6**	2,683,054 A	2,655,963 A	99	32,248
State Total					2,999,561 *	2,954,353 *	98	36,052
NORTH DAKOTA								
District	G	1	B	6**	184,507	179,458	97	29,097
Municipal	L	1	B	1	67,171 A	67,171 A	100	10,593
State Total					251,678 *	246,629 *	98	39,690

(continued on next page)

TABLE 8: Reported Grand Total State Trial Court Caseload, 2002 (continued)

State/Court name:	Jurisdiction	Parking	Criminal unit of count	Support/ custody	Grand total filings and qualifying footnotes	Grand total dispositions and qualifying footnotes	Dispositions as a percentage of filings	Filings per 100,000 total population
OHIO								
Court of Common Pleas	G	2	B	6**	851,091 B	849,666 B	100	7,452
County	L	5	B	1	322,172	322,640	100	2,821
Court of Claims	L	2	I	1	1,332	1,343	101	12
Mayor's	L	1	M	1	NA	NA		
Municipal	L	5	B	1	2,688,572	2,677,277	100	23,540
State Total								
OKLAHOMA †								
District	G	2	J	6	561,540	527,174	94	16,073
Court of Tax Review	L	2	I	1	NA	NA		
Municipal Court Not of Record	L	1	I	1	NA	NA		
Municipal Criminal Court of Record	L	1	I	1	NA	NA		
State Total								
OREGON								
Circuit	G	1	B	6**	644,785	654,054	98	18,310
Tax	G	2	I	1	1,329	1,167	88	38
County	L	2	I	1	NA	NA		
Justice	L	1	E	1	NA	NA		
Municipal	L	1	A	1	NA	NA		
State Total								
PENNSYLVANIA								
Court of Common Pleas †	G	2	B	4	708,074 A	664,843 A	94	5,740
District Justice	L	1	B	1	2,397,477	2,405,044	100	19,436
Philadelphia Municipal	L	2	B	1	194,939	191,690	98	1,580
Philadelphia Traffic	L	1	I	1	367,304 A	540,706 A	147	2,978
Pittsburgh City Magistrates	L	4	B	1	359,222	NA		2,912
State Total					4,027,016 *			32,647
PUERTO RICO								
Court of First Instance	G	4	A	6	313,200	302,242	97	8,117
RHODE ISLAND								
Superior	G	2	D	1	16,938	13,545	80	1,583
Workers' Compensation	L	2	I	1	8,982 A	9,258 A	103	840
District	L	2	B	1	65,735	67,180 A		6,145
Family	L	2	I	6	21,694	17,621 A		2,028
Municipal	L	1	I	1	NA	NA		
Probate	L	2	I	1	NA	NA		
Traffic Tribunal	L	1	I	1	99,406	102,136	103	9,293
State Total								
SOUTH CAROLINA								
Circuit	G	2	B	1	181,898 B	185,148 B	102	4,429
Family	L	2	I	6**	91,830	91,497	100	2,236
Magistrate†	L	1	B	1	1,146,633 A	1,186,874 A	104	27,918
Municipal†	L	1	B	1	408,382	410,691	101	9,943
Probate	L	2	I	1	26,992 A	27,177 A	101	657
State Total					1,855,735 *	1,901,387 *	102	45,183
SOUTH DAKOTA								
Circuit	G	3	B	4	248,840	232,272	93	32,696

(continued on next page)

TABLE 8: Reported Grand Total State Trial Court Caseload, 2002 (continued)

State/Court name:	Jurisdiction	Parking	Criminal unit of count	Support/custody	Grand total filings and qualifying footnotes	Grand total dispositions and qualifying footnotes	Dispositions as a percentage of filings	Filings per 100,000 total population
TENNESSEE								
Circuit, Criminal, and Chancery	G	2	A	6**	230,262 A	225,565 A	98	3,972
Probate	G	2	I	1	1,938	2,357	122	33
General Sessions	L	1	M	6**	NA	NA		
Juvenile	L	2	I	4	136,240	240,275	176	2,350
Municipal	L	1	M	1	NA	NA		
State Total								
TEXAS								
District	G	2	B	6**	743,652	702,784	95	3,414
County-level	L	2	B	6**	724,674	629,957 A		3,327
Justice of the Peace	L	1	A	1	2,993,233 A	2,645,313 A	88	13,743
Municipal	L	4	A	1	7,446,863 A	7,158,957 A	96	34,191
State Total					11,908,422 *	11,137,011 *		54,676
UTAH								
District	G	4	J	3	294,408 B	287,721 B	98	12,711
Justice	L	1	B	1	446,015	436,338	98	19,256
Juvenile	L	2	I	1	46,971	34,282	73	2,028
State Total					787,394 *	758,341 *	96	33,994
VERMONT								
District	G	4	D	1	23,591	22,488	95	3,826
Family	G	2	I	4***	22,633	23,354	103	3,671
Superior	G	2	B	5	14,882	14,719	99	2,414
Environmental	L	2	I	1	265	294	111	43
Probate	L	2	I	1	5,008	5,080	101	812
Judicial Bureau	L	1	I	1	113,734	112,803	99	18,446
State Total					180,113	178,738	99	29,211
VIRGINIA								
Circuit	G	2	A	3	281,774	268,381	95	3,863
District	L	1	A	4	3,641,740	3,639,463	100	49,931
State Total					3,923,514	3,907,844	100	53,794
WASHINGTON								
Superior	G	2	B	6	245,259 C	235,897 C	96	4,041
District	L	4	C	1	1,031,988	1,083,706	105	17,004
Municipal	L	4	C	1	1,009,130 A	989,878 A	98	16,628
State Total					2,286,377 *	2,309,481 *	101	37,673
WEST VIRGINIA								
Circuit	G	2	D	5	44,195 B	43,102 B	98	2,453
Magistrate	L	2	A	1	339,036	343,774	101	18,816
Municipal	L	1	M	1	NA	NA		
Family+	L	2	I	5	35,165	32,993	94	1,952
State Total								
WISCONSIN								
Circuit	G	1	J	6**	1,067,461	1,057,933	99	19,618
Municipal	L	1	A	1	NA	560,811 A		
State Total						1,618,744 *		
WYOMING†								
District	G	2	J	5	15,535	16,005	103	3,115
Circuit	L	1	J	4	111,198 A	111,072 A	100	22,297
Justice of the Peace	L	1	J	1	NA	NA		
Municipal	L	1	A	1	NA	NA		
State Total								

(continued on next page)

TABLE 8: Reported Grand Total State Trial Court Caseload, 2002 (continued)

NOTE: All state trial courts with grand total jurisdiction are listed in the table, regardless of whether caseload data are available. Blank spaces in the table indicate that a particular calculation, such as the total state caseload, is not appropriate. State total "filings per 100,000 population" may not equal the sum of the filing rates for the individual courts due to rounding.

NA = Data are not available.

JURISDICTION CODES:

G = General Jurisdiction
L = Limited Jurisdiction

SUPPORT/CUSTODY CODES:

- 1 = The court does not have jurisdiction over support/custody cases
- 2 = Support/custody caseload data are not available
- 3 = Only contested support/custody cases and all interstate support cases (where the court has jurisdiction) are counted separately from marriage dissolution cases
- 4 = Both contested and uncontested support/custody cases and interstate support cases (where the court has jurisdiction) are counted separately from marriage dissolution cases
- 5 = Support/custody is counted as a proceeding of the marriage dissolution and, thus, a marriage dissolution that involves support/custody is counted as one case
- 6 = Support/custody is counted as a proceeding of the marriage dissolution, but interstate support cases are counted separately
- ** = Nondissolution support/custody cases are also counted separately
- *** = Court has only interstate support jurisdiction

PARKING CODES:

- 1 = Parking data are unavailable
- 2 = Court does not have parking jurisdiction
- 3 = Only contested parking cases are included
- 4 = Both contested and uncontested parking cases are included
- 5 = Parking cases are handled administratively
- 6 = Uncontested parking cases are handled administratively; contested parking cases are handled by the court

CRIMINAL UNIT OF COUNT CODES:

- M = Missing data
- I = Data element is inapplicable
- A = Single defendant—single charge
- B = Single defendant—single incident (one/more charges)
- C = Single defendant—single incident/maximum number charges (usually two)
- D = Single defendant—one/more incidents
- E = Single defendant—content varies with prosecutor
- F = One/more defendants—single charge
- G = One/more defendants—single incident (one/more charges)
- H = One/more defendants—single incident/maximum number charges (usually two)
- J = One/more defendants—one/more incidents
- K = One/more defendants—content varies with prosecutor
- L = Inconsistent during reporting year
- Z = Both the defendant and charge components vary within the state

QUALIFYING FOOTNOTES:

The absence of a qualifying footnote indicates that data are complete.

† Data for all Oklahoma courts are for 1997. Data for South Carolina Magistrate Court, South Carolina Municipal Court, and all Wyoming courts are for 2000. Data for Alabama Municipal Court are for 2001. Data for Pennsylvania Court of Common Pleas are preliminary 2002 data.

+In 2002, West Virginia created a Family Court with domestic relations jurisdiction.

* See the qualifying footnote for each court within the state. Each footnote has an effect on the state's total.

A: The following courts' data are incomplete:

- Alabama—Municipal Court—Grand total filed and disposed data do not include cases from 91 municipalities and are less than 70% complete.
- California—Superior Court—Grand total filed and disposed data do not include partial data from several courts.
- Colorado—District, Denver Juvenile, and Denver Probate Courts—Grand total filed and disposed data do not include **administrative agency appeals** and **criminal appeals**.
- Delaware—Alderman's Court—Grand total filed and disposed data do not include cases from one court.
- Florida—Circuit Court—Grand total filed data do not include partial data from several courts. Disposed data do not include **civil appeals**, **criminal appeals**, reopened cases, partial data from several courts and are less than 75% complete.
—County Court—Grand total filed and disposed data do not include partial data from several courts. Disposed data also do not include reopened cases.
- Georgia—Juvenile Court—Grand total filed and disposed data do not include cases from 58 of 159 counties.
—Municipal Court—Grand total filed data do not include **civil** cases.
—State Court—Grand total filed and disposed data do not include cases from one court.
- Idaho—District Court—Grand total filed and disposed data do not include **mental health** cases.
—Magistrates Division—Grand total filed and disposed data do not include **mental health** and **parking** cases.
- Indiana—Superior and Circuit Courts—Grand total filed and disposed data do not include **civil appeals**, **criminal appeals** and some **support/custody** (modifications of support or custody) cases.
- Kansas—Municipal Court—Grand total filed and disposed data do not include **parking** cases and partial year data from four courts.
- Maryland—District Court—Grand total disposed data do not include **ordinance violation**, **parking** and most **civil** cases, and are less than 75% complete.
- Massachusetts—Probate and Family Court—Grand total disposed data do not include **paternity equity** cases and are less than 75% complete.
- Mississippi—Circuit Court—Grand total filed data do not include **criminal** cases, and are less than 75% complete.
—Chancery Court—Grand total filed and disposed data do not include **juvenile** cases.
—County Court—Grand total filed and disposed data do not include **criminal** and **juvenile** cases.
- Missouri—Circuit Court—Grand total filed and disposed data do not include those **ordinance violation** cases heard by municipal judges.

(continued on next page)

TABLE 8: Reported Grand Total State Trial Court Caseload, 2002 (continued)

Montana—City Court—Grand total filed data do not include cases from several courts.

Nebraska—County Court—Grand total filed data do not include **parking** cases.

Nevada—District Court—Grand total filed data do not include some unclassified traffic cases. Disposed data do not include partial data from several courts.
—Justice Court—Grand total filed and disposed data do not include partial data from several courts, and are less than 75% complete.
—Municipal Court—Grand total filed and disposed data do not include partial data from several courts.

New Hampshire—Superior Court—Grand total filed and disposed data do not include re-entries.
—Probate Court—Grand total disposed data do not include some **estate** and some **miscellaneous civil** cases, and are less than 75% complete.

New York—Civil Court of the City of New York—Grand total filed and disposed data do not include **administrative agency appeals** cases.
—Criminal Court of the City of New York—Grand total filed and disposed data do not include **moving traffic, miscellaneous traffic**, and some **ordinance violation** cases.
—District and City Courts—Grand total filed and disposed data do not include **administrative agency appeals** cases.

North Carolina—District Court—Grand total filed and disposed data do not include **adoption** and **mental health** cases. Disposed data also do not include **miscellaneous civil** cases.

North Dakota—Municipal Court—Grand total filed and disposed data do not include **parking** cases, and are less than 75% complete.

Pennsylvania—Court of Common Pleas—Grand total filed and disposed data do not include some **civil appeals** and some **criminal appeals** cases and are missing seven months of criminal data from one county.
—Philadelphia Traffic Court—Grand total filed and disposed data do not include **ordinance violation, parking, and miscellaneous traffic** cases, and are less than 75% complete.

Rhode Island—Workers' Compensation Court—Grand total filed and disposed data do not include some **administrative agency appeals**.
—District Court—Grand total disposed data do not include **mental health, domestic violence, and administrative agency appeals**.
—Family Court—Grand total disposed data do not include **marriage dissolution, paternity, and interstate support** cases, and are less than 75% complete.

South Carolina—Magistrate Court—Grand total filed and disposed data do not include **ordinance violation** cases.
—Probate Court—Grand total filed and disposed data do not include **mental health** cases, and are less than 75% complete.

Tennessee—Circuit, Criminal and Chancery Courts—Grand total filed and disposed data do not include **miscellaneous criminal** cases.

Texas—County-level Court—Grand total disposed data do not include **estate and mental health** cases.
—Justice of the Peace Court—Grand total filed and disposed data do not include partial data from several courts.
—Municipal Court—Grand total filed and disposed data do not include partial data from several courts.

Washington—Municipal Court—Grand total filed and disposed data do not include partial data from several courts.

Wisconsin—Municipal Court—Grand total disposed data do not include partial data from several courts.

Wyoming—Circuit Court—Grand total disposed data do not include **trial court civil appeals and criminal appeals** cases and data from one county.

B: The following courts' data are overinclusive:

Alabama—Circuit Court—Grand total filed and disposed data include **postconviction remedy proceedings** and **extraordinary writs**.

Delaware—Superior Court—Grand total filed and disposed data include **postconviction remedy proceedings** and **extraordinary writs**.

Georgia—Superior Court—Grand total filed data include **extraordinary writs**.

Iowa—District Court—Grand total filed data include **postconviction remedy proceedings**.

Kentucky—District Court—Grand total filed and disposed data include **sentence review only proceedings**.

Maryland—Circuit Court—Grand total filed and disposed data include **estate** cases from the Orphan's Court, and some **postconviction remedy and sentence review only proceedings**.

Nebraska—District Court—Grand total filed data include **postconviction remedy proceedings**.

New York—Supreme and County Court—Grand total filed and disposed data include **postconviction remedy proceedings**.

North Carolina—Superior Court—Grand total filed and disposed data include **adoption** and **mental health** cases from District Court.

Ohio—Court of Common Pleas—Grand total filed and disposed data include **postconviction remedy proceedings**.

South Carolina—Circuit Court—Grand total filed and disposed data include **postconviction remedy proceedings**.

Utah—District Court—Grand total filed and disposed data include **sentence review only proceedings**.

West Virginia—Circuit Court—Grand total filed and disposed data include **postconviction remedy proceedings** and **extraordinary writs**.

C: The following courts' data are incomplete and overinclusive:

Alaska—Superior Court—Grand total filed and disposed data include **extraordinary writs**, orders to show cause, unfair trade practices, and **postconviction remedy proceedings**, but do not include **criminal appeals** cases.

Colorado—County Court—Grand total filed data include **preliminary hearing proceedings**, but do not include **miscellaneous civil** (name change) cases from counties other than Denver. Disposed data include **preliminary hearing proceedings**, but do not include **civil, criminal, and traffic** data from Denver County Court, **miscellaneous civil** cases from counties other than Denver, and are less than 75% complete.

Connecticut—Superior Court—Grand total filed and disposed data include **postconviction remedy proceedings**, but do not include most **interstate support** cases. Disposed data also do not include most **small claims** cases.

Maine—Superior Court—Grand total filed and disposed data include **postconviction remedy and sentence review only proceedings**, but do not include **traffic** cases, and are less than 75% complete.

Montana—Justice of the Peace Court—Grand total filed data include some City Court data, but do not include partial data from one court.

Washington—Superior Court—Grand total filed and disposed data include **postconviction remedy proceedings** and **extraordinary writs**, but do not include partial **juvenile** caseload from one court.

TABLE 9: Reported Total State Trial Court Civil Caseload, 2002

State/Court name:	Jurisdiction	Support/custody:		Total civil filings and qualifying footnotes	Total civil dispositions and qualifying footnotes	Dispositions as a percentage of filings	Filings per 100,000 total population
		(a) method of count code	(b) decree change counted as				
ALABAMA							
Circuit	G	6	NF	114,814 B	111,440 B	97	2,559
District	L	2	I	173,772	167,794	97	3,873
Probate	L	1	I	NA	NA		
State Total							
ALASKA							
Superior	G	6	R	11,906 B	11,058 C		1,849
District	L	2	I	26,316 B	27,166 B	103	4,088
State Total				38,222 *	38,224 *		5,937
ARIZONA+							
Superior	G	6	NF	119,829	111,624	93	2,196
Tax	G	1	I	1,007	962	96	18
Justice of the Peace	L	1	I	182,394	169,839	93	3,343
Municipal	L	1	I	22,959	21,113	92	421
State Total				326,189	303,538	93	5,978
ARKANSAS							
Circuit	G	1	I	103,397	97,006	94	3,815
City	L	1	I	0	0		
District	L	1	I	82,535	134,366	163	3,045
State Total				185,932	231,372	124	6,861
CALIFORNIA							
Superior	G	6	NC	1,569,672 A	1,364,970 A	87	4,470
COLORADO							
District, Denver Juvenile, Denver Probate	G	3	R	100,494 A	92,865 A	92	2,230
Water	G	1	I	1,550	1,300	84	34
County	L	1	I	263,795 A	167,397 A	63	5,854
State Total				365,839 *	261,562 *	71	8,118
CONNECTICUT							
Superior	G	5**	NC	175,935 C	120,604 C	69	5,084
Probate	L	4	R	77,581	NA		2,242
State Total				253,516 *			7,326
DELAWARE							
Court of Chancery	G	1	I	4,159	3,525	85	515
Superior	G	1	I	10,078 B	10,499 B	104	1,248
Court of Common Pleas	L	1	I	10,496	8,400	80	1,300
Family	L	3**	R	39,016 B	40,571 B	104	4,832
Justice of the Peace	L	1	I	28,910	29,637	103	3,581
State Total				92,659 *	92,632 *	100	11,476
DISTRICT OF COLUMBIA							
Superior	G	6**	R	104,252	106,214	102	18,261

(continued on next page)

TABLE 9: Reported Total State Trial Court Civil Caseload, 2002 (continued)

State/Court name:	Jurisdiction	Support/custody:		Total civil filings and qualifying footnotes	Total civil dispositions and qualifying footnotes	Dispositions as a percentage of filings	Filings per 100,000 total population
		(a) method of count code	(b) decree change counted as				
FLORIDA							
Circuit	G	4	R	917,288 A	497,698 A	54	5,488
County	L	1	I	541,416 A	390,444 A	72	3,239
State Total				1,458,704 *	888,142 *	61	8,728
GEORGIA							
Superior	G	3	NF	224,850 B	NA		2,627
Civil	L	1	I	NA	NA		
Magistrate	L	1	I	372,655	NA		4,353
Municipal	L	1	I	NA	NA		
Probate	L	1	I	38,208	NA		446
State	L	1	I	113,944 A	133,080 A	117	1,331
State Total							
HAWAII							
Circuit	G	6	R	24,329	26,061	107	1,954
District	L	1	I	20,888	22,548	108	1,678
State Total				45,217	48,609	108	3,632
IDAHO							
District	G	6**	R	7,462 A	7,012 A	94	556
Magistrates Division	L	6**	R	86,312 A	86,335 A	100	6,436
State Total				93,774 *	93,347 *	100	6,992
ILLINOIS							
Circuit	G	6**	R	712,727	663,761	93	5,656
INDIANA							
Probate	G	1	I	1,880	1,058	56	31
Superior and Circuit	G	5	R	452,227 A	437,565 A	97	7,342
City and Town	L	1	I	19,691	13,281	67	320
County	L	1	I	9,860	9,158	93	160
Small Claims Court of Marion County	L	1	I	72,851	72,548	100	1,183
State Total				556,509 *	533,610 *	96	9,036
IOWA							
District	G	6	NF	205,032 B	NA		6,982
KANSAS							
District	G	6**	NC	234,343	219,839	94	8,629
KENTUCKY							
Circuit	G	6	R	86,331	74,730	87	2,109
District	L	1	I	196,247 A	180,631 A	92	4,795
State Total				282,578 *	255,361 *	90	6,904
LOUISIANA							
District	G	6	NF	180,398	NA		4,024
Family and Juvenile	G	4***	NF	9,368	9,232	99	209
City and Parish	L	1	I	84,389	71,705	85	1,883
Justice of the Peace	L	1	I	NA	NA		
State Total							
MAINE							
Superior	G	6	NC	3,326	NA		257
District	L	5	NC	49,855	NA		3,851
Probate	L	1	I	NA	NA		
State Total							

(continued on next page)

TABLE 9: Reported Total State Trial Court Civil Caseload, 2002 (continued)

State/Court name:	Jurisdiction	Support/custody:		Total civil filings and qualifying footnotes	Total civil dispositions and qualifying footnotes	Dispositions as a percentage of filings	Filings per 100,000 total population
		(a) method of count code	(b) decree change counted as				
MARYLAND							
Circuit	G	6**	NF	175,389 B	170,984 B	97	3,213
District	L	1	I	778,649	37,817 A		14,266
Orphan's	L	1	I	NA	NA		
State Total							
MASSACHUSETTS							
Superior Court	G	5**	R	25,619	26,796	105	399
District Court	L	5**	R	266,770	231,435	87	4,150
Boston Municipal Court	L	1	I	22,679	16,852	74	353
Housing Court	L	1	I	32,257	3,781	12	502
Juvenile Court	L	1	I	1,016	NA		16
Land Court	L	1	I	12,634	9,764	77	197
Probate & Family Court	L	5**	R	154,974	104,994 A		2,411
State Total				515,949			8,027
MICHIGAN							
Circuit	G	6**	NC	216,869	214,418	99	2,158
Court of Claims	G	1	I	279	322	115	3
District	L	1	I	581,501	551,811	95	5,786
Municipal	L	1	I	1,245	1,015	82	12
Probate	L	1	I	68,182	64,134	94	678
State Total				868,076	831,700	96	8,637
MINNESOTA							
District	G	6	NF	221,232	216,330	98	4,407
MISSISSIPPI							
Circuit	G	1	I	26,501	20,708	78	923
Chancery	L	5	NF	69,413	59,064	85	2,417
County	L	4	NF	32,961	19,285	59	1,148
Justice	L	1	I	NA	NA		
State Total							
MISSOURI							
Circuit	G	6**	NF	308,815	297,224	96	5,444
MONTANA							
District	G	3	R	23,856	20,754	87	2,623
Water	G	1	I	NA	NA		
Workers' Compensation	G	1	I	243	152	63	27
City	L	1	I	568 A	NA		62
Justice of the Peace	L	1	I	31,206 C	NA		3,431
Municipal	L	1	I	1,155	NA		127
State Total							
NEBRASKA							
District	G	5	R	30,769 C	NA		1,779
County	L	1	I	79,169	NA		4,578
Workers' Compensation	L	1	I	121	131	108	7
State Total				110,059 *			6,365
NEVADA							
District	G	2	R	68,041	71,320 A		3,130
Justice	L	1	I	101,049 A	18,233 A	18	4,649
Municipal	L	1	I	125 A	NA		6
State Total				169,215 *			

(continued on next page)

TABLE 9: Reported Total State Trial Court Civil Caseload, 2002 (continued)

State/Court name:	Jurisdiction	Support/custody:		Total civil filings and qualifying footnotes	Total civil dispositions and qualifying footnotes	Dispositions as a percentage of filings	Filings per 100,000 total population
		(a) method of count code	(b) decree change counted as				
NEW HAMPSHIRE							
Superior	G	5	R	19,125 A	17,917 A	94	1,500
District	L	1	I	38,701	36,968	96	3,035
Probate	L	1	I	10,675	10,360 A		837
State Total				68,501 *	65,245 *		5,372
NEW JERSEY							
Superior	G	6**	R	1,052,341	1,059,676	101	12,250
Tax	L	1	I	5,940	5,819	98	69
State Total				1,058,281	1,065,495	101	12,319
NEW MEXICO							
District	G	6	R	68,953	65,135	94	3,717
Magistrate	L	1	I	23,606	22,690	96	1,273
Metropolitan Ct. of Bernalillo County	L	1	I	18,096	16,737	92	975
Probate	L	1	I	NA	NA		
State Total							
NEW YORK							
Supreme and County	G	1	I	446,381 B	458,260 B	103	2,330
Civil Court of the City of New York	L	1	I	770,677 A	501,757 A	65	4,023
Court of Claims	L	1	I	1,826	2,000	110	10
District and City	L	1	I	283,424 A	244,317 A	86	1,479
Family	L	4	R	607,433	601,381	99	3,171
Surrogates'	L	1	I	158,520	127,816	81	827
Town and Village Justice	L	1	I	58,117	58,117	100	303
State Total				2,326,378 *	1,993,648 *	86	12,143
NORTH CAROLINA							
Superior	G	1	I	176,279 B	160,563 B	91	2,119
District	L	6**	R	475,941 A	475,281 A	100	5,720
State Total				652,220 *	635,844 *	97	7,839
NORTH DAKOTA							
District	G	6**	NF	44,887	42,547	95	7,079
OHIO							
Court of Common Pleas	G	6**	R	481,322 B	479,185 B	100	4,214
County	L	1	I	27,895	27,025	97	244
Court of Claims	L	1	I	1,332	1,343	101	12
Municipal	L	1	I	472,155	450,289	95	4,134
State Total				982,704 *	957,842 *	97	8,604
OKLAHOMA †							
District	G	6	R	267,042	256,626	96	7,643
Court of Tax Review	L	1	I	NA	NA		
State Total							
OREGON							
Circuit	G	6**	R	210,866 B	206,476 B	98	5,988
Tax	G	1	I	1,329	1,167	88	38
County	L	1	I	NA	NA		
Justice	L	1	I	NA	NA		
State Total							

(continued on next page)

TABLE 9: Reported Total State Trial Court Civil Caseload, 2002 (continued)

State/Court name:	Jurisdiction	Support/custody:		Total civil filings and qualifying footnotes	Total civil dispositions and qualifying footnotes	Dispositions as a percentage of filings	Filings per 100,000 total population
		(a) method of count code	(b) decree change counted as				
PENNSYLVANIA							
Court of Common Pleas†	G	4	NF	468,474 A	424,518 A	91	3,798
District Justice	L	1	I	212,752	212,187	100	1,725
Philadelphia Municipal	L	1	I	125,395 A	122,953 A	98	1,017
Pittsburgh City Magistrates	L	1	I	4,499	NA		36
State Total				811,120 *			6,576
PUERTO RICO							
Court of First Instance	G	6	NF	190,085 A	182,035 A	96	4,926
RHODE ISLAND							
Superior	G	1	I	10,606	6,967	66	991
Workers' Compensation	L	1	I	8,982 A	9,258 A	103	840
District	L	1	I	35,747	36,921 A		3,342
Family	L	6	R	11,875	7,672 A		1,110
Probate	L	1	I	NA	NA		
State Total							
SOUTH CAROLINA							
Circuit	G	1	I	74,475 B	69,157 B	93	1,813
Family	L	6**	NF	69,449 B	69,045 B	99	1,691
Magistrate†	L	1	I	201,349	190,262	94	4,902
Probate	L	1	I	26,992 A	27,177 A	101	657
State Total				372,265 *	355,641 *	96	9,064
SOUTH DAKOTA							
Circuit	G	4	NC	65,669	62,495	95	8,629
TENNESSEE							
Circuit, Criminal, and Chancery	G	6**	R	132,048	128,967	98	2,278
Probate	G	1	I	1,938	2,357	122	33
General Sessions	L	6**	R	NA	NA		
Juvenile	L	4	R	21,631	48,810	226	373
State Total							
TEXAS							
District	G	6**	R	525,178 B	492,061 B	94	2,411
County-level	L	6**	R	212,982 B	121,195 C		978
Justice of the Peace	L	1	I	283,760 A	237,624 A	84	1,303
Municipal	L	1	I	999 A	999 A	100	5
State Total				1,022,919 *	851,879 *		4,697
UTAH							
District	G	3	R	161,932	151,061	93	6,991
Justice	L	1	I	8,595	NA		371
State Total				170,527			7,362
VERMONT							
District	G	1	I	2,106	2,142	102	342
Family	G	4***	NC	20,465	21,275	104	3,319
Superior	G	5	NC	14,881	14,717	99	2,413
Environmental	L	1	I	265	294	111	43
Probate	L	1	I	5,008	5,080	101	812
State Total				42,725	43,508	102	6,929
VIRGINIA							
Circuit	G	3	R	115,385	103,535	90	1,582
District	L	4	R	1,311,705 A	1,263,441 A	96	17,984
State Total				1,427,090 *	1,366,976 *	96	19,566

(continued on next page)

TABLE 9: Reported Total State Trial Court Civil Caseload, 2002 (continued)

State/Court name:	Jurisdiction	Support/custody:		Total civil filings and qualifying footnotes	Total civil dispositions and qualifying footnotes	Dispositions as a percentage of filings	Filings per 100,000 total population
		(a) method of count code	(b) decree change counted as				
WASHINGTON							
Superior	G	6	R	158,776 B	149,835 B	94	2,616
District	L	1	I	148,178	120,861	82	2,442
Municipal	L	1	I	488 A	121 A	25	8
State Total				307,442 *	270,817 *	88	5,066
WEST VIRGINIA							
Circuit	G	5	R	30,075 B	29,090 B	97	1,669
Magistrate	L	1	I	60,227	60,451	100	3,342
Family+	L	5	R	35,165	32,993	94	1,952
State Total				125,467 *	122,534 *	98	6,963
WISCONSIN							
Circuit	G	6**	NF	306,470 A	305,002 A	100	5,632
WYOMING†							
District	G	5	R	11,875	12,299	104	2,381
Circuit	L	4	R	19,625	18,088 A	92	3,935
Justice of the Peace	L	1	I	NA	NA		
State Total							

NOTE: All state trial courts with civil jurisdiction are listed in the table regardless of whether caseload data are available. Blank spaces in the table indicate that a particular calculation, such as the total state caseload, is not appropriate. State total "filings per 100,000 population" may not equal the sum of the filing rates for the individual courts due to rounding.

NA = Data are not available

JURISDICTION CODES:

G = General Jurisdiction
L = Limited Jurisdiction

SUPPORT/CUSTODY CODES:

(a) Method of count codes:

- 1 = The court does not have jurisdiction over support/custody cases
- 2 = Support/custody caseload data are not available
- 3 = Only contested support/custody cases and all interstate support cases (where the court has jurisdiction) are counted separately from marriage dissolution cases
- 4 = Both contested and uncontested support/custody cases and interstate support cases (where the court has jurisdiction) are counted separately from marriage dissolution cases
- 5 = Support/custody is counted as a proceeding of the marriage dissolution and, thus, a marriage dissolution that involves support/custody is counted as one case
- 6 = Support/custody is counted as a proceeding of the marriage dissolution, but interstate support cases are counted separately

** Nondissolution support/custody cases are also counted separately.

*** Court has only interstate support jurisdiction.

(b) Decree change counted as:

NC = Not counted/collected
NF = New filing
R = Reopened case

QUALIFYING FOOTNOTES:

The absence of a qualifying footnote indicates that data are complete.

† Data for all Oklahoma Courts are for 1997. Data for South Carolina Magistrate Court and all Wyoming courts are for 2000. Data for Pennsylvania Court of Common Pleas are preliminary 2002 data.

+In 2002, West Virginia created a Family Court with domestic relations jurisdiction.

* See the qualifying footnote for each court within the state. Each footnote has an effect on the state's total.

A: The following courts' data are incomplete:

California—Superior Court—Total **civil** filed and disposed data do not include partial data from several courts.

Colorado—District, Denver Juvenile & Denver Probate Court—Total **civil** filed and disposed data do not include **administrative agency appeals**. Disposed data also do not include **adoption, paternity**, and some **support/custody** cases.

—County Court—Total **civil** filed and disposed data do not include most **miscellaneous civil** cases. Disposed data also do not include cases from Denver County Court.

(continued on next page)

TABLE 9: Reported Total State Trial Court Civil Caseload, 2002 (continued)

Florida—Circuit Court—Total **civil** filed and disposed data do not include partial data from several courts. Disposed data also do not include **civil appeals** and reopened cases, and are less than 75% complete.

—County Court—Total **civil** filed and disposed data do not include partial data from several courts. Disposed data also do not include reopened cases.

Georgia—State Court—Total **civil** filed and disposed data do not include any cases from one court.

Idaho—District Court—Total **civil** filed and disposed data do not include **mental health** cases.

—Magistrate Division—Total **civil** filed and disposed data do not include **mental health** cases.

Indiana—Superior and Circuit Courts—Total **civil** filed and disposed data do not include **civil appeals** and **support/custody** cases.

Kentucky—District Court—Total **civil** filed and disposed data do not include **paternity** and **interstate support** cases.

Maryland—District Court—Total **civil** disposed data do not include **tort, contract, real property rights, small claims, and miscellaneous civil** cases, and are less than 75% complete.

Massachusetts—Probate and Family Court—Total **civil** disposed data do not include **paternity equity** cases.

Montana—City Court—Total **civil** filed data do not include data from several courts.

Nevada—District Court—Total **civil** disposed data do not include partial data from several courts.

—Municipal Court—Total **civil** filed data do not include partial data from several courts.

—Justice Court—Total **civil** filed and disposed data do not include partial data from several courts. Disposed data are less than 75% complete.

New Hampshire—Probate Court—Total **civil** disposed data do not include some **estate** and some **miscellaneous civil** cases and are less than 75% complete.

New York—Civil Court of the City of New York—Total **civil** filed and disposed data do not include **administrative agency appeals** cases.

—District and City Court—Total **civil** filed and disposed data do not include **administrative agency appeals** cases.

North Carolina—District Court—Total **civil** filed and disposed data do not include **adoption** and **mental health** cases. Disposed data also do not include **miscellaneous civil** cases.

Pennsylvania—Court of Common Pleas—Total **civil** filed and disposed data do not include some **civil appeals** (arbitration) cases.

—Philadelphia Municipal Court—Total **civil** filed and disposed data do not include **domestic violence** cases.

Puerto Rico—Court of First Instance—Total **civil** filed and disposed data do not include **domestic violence** cases.

Rhode Island—Workers' Compensation Court—Total **civil** filed and disposed data do not include some **administrative agency appeals**.

—District Court—Total **civil** disposed data do not include **mental health, domestic violence, and administrative agency appeals**.

—Family Court—Total **civil** disposed data do not include **marriage dissolution, interstate support, and paternity** cases, and are less than 75% complete.

South Carolina—Probate Court—Total **civil** filed and disposed data do not include **mental health** cases, and are less than 75% complete.

Texas—Justice of the Peace Court—Total **civil** filed and disposed data do not include partial data from several courts.

—Municipal Court—Total **civil** filed and disposed data do not include partial data from several courts

Virginia—District Court—Total **civil** filed and disposed data do not include some **domestic relations** cases.

Washington—Municipal Court—Total **civil** filed and disposed data do not include partial data from several courts

Wisconsin—Circuit Court—Total **civil** filed and disposed data do not include **domestic violence** cases and juvenile division **adoption, guardianship, and mental health** cases.

Wyoming—Circuit Court—Total **civil** disposed data do not include **trial court civil appeals** cases and data from one county.

B: The following courts' data are overinclusive:

Alabama—Circuit Court—Total **civil** filed and disposed data include **extraordinary writs**.

Alaska—Superior Court—Total **civil** filed data include **extraordinary writs**, orders to show cause, unfair trade practices, and **postconviction remedy proceedings**.

—District Court—Total **civil** filed and disposed data include **juvenile** cases filed in noncomputerized District Courts.

Delaware—Superior Court—Total **civil** filed and disposed data include **extraordinary writs**.

—Family Court—Total **civil** filed and disposed data include **status offense petition** cases.

Georgia—Superior Court—Total **civil** filed data include **extraordinary writs**.

Iowa—District Court—Total **civil** filed and disposed data include **postconviction remedy proceedings**.

Maryland—Circuit Court—Total **civil** filed and disposed data include **estate** cases from the Orphan's Court.

New York—Supreme and County Court—Total **civil** filed and disposed data include **postconviction remedy proceedings**.

North Carolina—Superior Court—Total **civil** filed and disposed data include **adoption** and **mental health** cases from District Court.

Ohio—Court of Common Pleas—Total **civil** filed and disposed data include **postconviction remedy proceedings**.

Oregon—Circuit Court—Total **civil** filed and disposed data include **criminal appeals** cases.

South Carolina—Circuit Court—Total **civil** filed and disposed data include **postconviction remedy proceedings**.

—Family Court—Total **civil** filed and disposed data include **child-victim petition** cases.

Texas—District Court—Total **civil** filed and disposed data include **child-victim petition** cases.

—County-level Court—Total **civil** filed data include **child-victim petition** cases.

Washington—Superior Court—Total **civil** filed and disposed data include **postconviction remedy proceedings** and **extraordinary writs**.

(continued on next page)

TABLE 9: Reported Total State Trial Court Civil Caseload, 2002 (continued)

West Virginia—Circuit Court—Total **civil** filed and disposed data include **postconviction remedy proceedings** and **extraordinary writs**.

C: The following courts' data are incomplete and overinclusive:

Alaska—Superior Court—Total **civil** disposed data include extraordinary writs, orders to show cause, unfair trade practices, and **postconviction remedy proceedings**, but do not include **miscellaneous domestic relations** (termination of parental rights) cases.

Connecticut—Superior Court—Total **civil** filed and disposed data include **postconviction remedy proceedings**, but do not include most **interstate support** cases. Disposed data also do not include most **small claims** cases, and are less than 75% complete.

Montana—Justice of the Peace Court—Total **civil** filed data include some City Court cases, but do not include partial year data from one court.

Nebraska—District Court—Total **civil** filed data include **postconviction remedy proceedings**, but do not include **civil appeals** cases.

Texas—County-level Court—Total **civil** disposed data include **child-victim petition** cases, but do not include **probate/wills/intestate, guardianship/conservatorship/trusteeship**, and **mental health** cases, and are less than 75% complete.

TABLE 10: Reported Total State Trial Court Criminal Caseload, 2002

State/Court name:	Jurisdiction	Unit of court	Point of filing	Total criminal filings and qualifying footnotes	Total criminal dispositions and qualifying footnotes	Dispositions as a percentage of filings	Filings per 100,000 adult population
ALABAMA							
Circuit	G	B	A	70,849 B	70,516 B	100	2,114
District	L	B	B	187,512	186,468	99	5,595
Municipal†	L	B	B	152,096 C	127,799 C	84	4,538
State Total				410,457 *	384,783 *	94	12,247
ALASKA							
Superior	G	B	A	3,550 A	3,320 A	94	792
District	L	B	B	31,781 B	31,210 B	98	7,093
State Total				35,331 *	34,530 *	98	7,885
ARIZONA							
Superior	G	D	A	47,804	45,932	96	1,194
Justice of the Peace	L	Z	B	104,005	93,016	89	2,597
Municipal	L	Z	B	253,474	243,208	96	6,329
State Total				405,283	382,156	94	10,119
ARKANSAS							
Circuit	G	D	A	67,432	61,525	91	3,335
City	L	A	B	22,277	13,943	63	1,102
District	L	A	B	344,166	315,634	92	17,023
State Total				433,875	391,102	90	21,461
CALIFORNIA							
Superior	G	B	A	746,907 C	686,316 C	92	2,926
COLORADO							
District, Denver Juvenile, Denver Probate	G	D	F	39,147 A	37,621 A	96	1,168
County	L	D	B	130,038 B	96,497 C		3,878
State Total				169,185 *	134,118 *		5,046
CONNECTICUT							
Superior	G	B	A	110,983 C	110,534 C	100	4,259
DELAWARE							
Superior	G	B	A	8,941 B	8,846 B	99	1,473
Alderman's	L	A	B	3,228 C	3,228 C	100	532
Court of Common Pleas	L	B	B	NA	NA		
Family	L	B	B	5,378	5,388	100	886
Justice of the Peace	L	A	B	45,996 A	43,681 A	95	7,576
State Total							
DISTRICT OF COLUMBIA							
Superior	G	B	G	35,178 A	34,935 A	99	7,712
FLORIDA							
Circuit	G	E	A	205,642 A	169,830 A	83	1,594
County	L	B	B	458,345 A	394,132 A	86	3,552
State Total				663,987 *	563,962 *	85	5,146

(continued on next page)

TABLE 10: Reported Total State Trial Court Criminal Caseload, 2002 (continued)

State/Court name:	Jurisdiction	Unit of count	Point of filing	Total criminal filings and qualifying footnotes	Total criminal dispositions and qualifying footnotes	Dispositions as a percentage of filings	Filings per 100,000 adult population
GEORGIA							
Superior	G	G	A	108,255 B	NA		1,721
County Recorder's	L	M	M	NA	NA		
Magistrate	L	B	B	51,952	NA		826
Municipal	L	B	B	NA	NA		
Municipal and City of Atlanta	L	M	M	NA	NA		
Probate	L	B	B	5,803 A	NA		92
State	L	G	B	116,811 A	93,958 A	80	1,857
State Total							
HAWAII							
Circuit	G	B	A	9,307	8,175	88	989
District	L	B	F	48,011 A	48,026 A	100	5,101
State Total				57,318 *	56,201 *	98	6,090
IDAHO							
District	G	J	E	12,020	13,633	113	1,254
Magistrates Division	L	J	F	85,551	96,280	113	8,922
State Total				97,571	109,913	113	10,175
ILLINOIS							
Circuit	G	G	A	559,702	575,266	103	6,011
INDIANA							
Superior and Circuit	G	B	A	219,284 A	223,081 A	102	4,805
City and Town	L	B	F	50,937 B	48,380 B	95	1,116
County	L	B	F	4,783	4,934	103	105
State Total				275,004 *	276,395 *	101	6,026
IOWA							
District	G	B	A	87,921 A	NA		3,997
KANSAS							
District	G	B	C	47,916	52,289	109	2,400
Municipal	L	B	C	12,108	15,159	125	607
State Total				60,024	67,448	112	3,007
KENTUCKY							
Circuit	G	B	A	25,243	22,391	89	818
District	L	B	B	168,801 B	165,128 B	98	5,470
State Total				194,044 *	187,519 *	97	6,288
LOUISIANA							
District	G	Z	A	154,402	NA		4,738
City and Parish	L	B	F	253,105	220,243	87	7,767
State Total				407,507			12,504
MAINE							
Superior	G	B	A	9,311 C	9,088 C	98	941
District	L	B	F	63,834	63,138	99	6,455
State Total				73,145 *	72,226 *	99	7,396
MARYLAND							
Circuit	G	B	A	77,190 B	72,456 B	94	1,901
District	L	B	G	252,282	261,458	104	6,213
State Total				329,472 *	333,914 *	101	8,113

(continued on next page)

TABLE 10: Reported Total State Trial Court Criminal Caseload, 2002 (continued)

State/Court name:	Jurisdiction	Unit of court	Point of filing	Total criminal filings and qualifying footnotes	Total criminal dispositions and qualifying footnotes	Dispositions as a percentage of filings	Filings per 100,000 adult population
MASSACHUSETTS							
Superior Court	G	B	A	5,621	4,787	85	114
District Court	L	B	B	312,994	237,497 B		6,374
Boston Municipal Court	L	B	B	12,454 B	17,829 B	143	254
Housing Court	L	B	B	7,420	NA		151
State Total				338,489 *			6,893
MICHIGAN							
Circuit	G	B	F	67,561	68,475	101	910
District	L	B	B	643,083	684,801	106	8,658
Municipal	L	B	B	5,688	5,309	93	77
State Total				716,332	758,585	106	9,645
MINNESOTA							
District	G	B	C	289,101 B	287,984 B	100	7,804
MISSISSIPPI							
Circuit	G	B	A	NA	25,782		
County	L	B	A	NA	NA		
Justice	L	B	A	NA	NA		
Municipal	L	B	A	NA	NA		
State Total							
MISSOURI							
Circuit	G	G	G	196,887	179,043	91	4,659
MONTEANA							
District	G	G	A	7,046	6,106	87	1,040
City	L	B	B	31,076 A	NA		4,587
Justice of the Peace	L	B	B	56,201 C	NA		8,255
Municipal	L	B	B	57,798	NA		8,531
State Total				152,121 *			22,452
NEBRASKA							
District	G	B	A	10,027 B	NA		787
County	L	B	F	124,520 B	NA		9,771
State Total				134,547 *			10,558
NEVADA							
District	G	B	A	12,191	15,049 A		754
Justice	L	B	B	46,995 A	19,018 A	40	2,905
Municipal	L	B	B	70,242 A	61,156 A	87	4,344
State Total				129,428 *	95,223 *		8,004
NEW HAMPSHIRE							
Superior	G	B	A	13,140 A	12,236 A	93	1,374
District	L	B	B	52,134	50,575	97	5,452
State Total				65,274 *	62,811 *	96	6,826
NEW JERSEY							
Superior	G	B	A	54,690	55,750	102	847
Municipal	L	A	B	422,020	388,899	92	6,533
State Total				476,710	444,649	93	7,380
NEW MEXICO							
District	G	B	B	20,649	19,547	95	1,546
Magistrate	L	B	B	24,247	24,796	102	1,815
Metropolitan Ct. of Bernalillo County	L	B	B	15,450	14,700	95	1,157
Municipal	L	M	M	NA	NA		
State Total							

(continued on next page)

TABLE 10: Reported Total State Trial Court Criminal Caseload, 2002 (continued)

State/Court name:	Jurisdiction	Unit of count	Point of filing	Total criminal filings and qualifying footnotes	Total criminal dispositions and qualifying footnotes	Dispositions as a percentage of filings	Filings per 100,000 adult population
NEW YORK							
Supreme and County	G	E	A	53,264	56,115	105	369
Criminal Court of the City of New York	L	E	D	306,158	306,672	100	2,122
District and City	L	E	D	266,222 B	257,701 B	97	1,845
Town and Village Justice	L	E	D	349,594	349,594	100	2,423
State Total				975,238 *	970,082 *	99	6,760
NORTH CAROLINA							
Superior	G	E	A	140,228	137,827	98	2,229
District	L	E	E	546,377 C	544,414 C	100	8,686
State Total				686,605 *	682,241 *	99	10,916
NORTH DAKOTA							
District	G	B	F	38,351	35,514	93	8,064
Municipal	L	B	F	NA	NA		
State Total							
OHIO							
Court of Common Pleas	G	B	C	79,063	77,848	98	928
County	L	B	E	56,694 B	57,219 B	101	665
Mayor's	L	M	M	NA	NA		
Municipal	L	B	E	608,358 B	616,780 B	101	7,140
State Total							
OKLAHOMA †							
District	G	J	A	95,935	81,632	85	3,706
OREGON							
Circuit	G	B	G	103,454 A	101,106 A	98	3,901
Justice	L	E	B	NA	NA		
Municipal	L	A	B	NA	NA		
State Total							
PENNSYLVANIA							
Court of Common Pleas†	G	B	F	173,141 A	172,514 A	100	1,842
District Justice	L	B	B	179,977	176,981	98	1,915
Philadelphia Municipal	L	B	B	54,876 A	55,420 A	101	584
Pittsburgh City Magistrates	L	B	B	6,874 B	NA		73
State Total				414,868 *			4,414
PUERTO RICO							
Court of First Instance	G	A	B	89,588 B	85,818 B	96	3,218
RHODE ISLAND							
Superior	G	D	A	6,332	6,578	104	775
District	L	B	B	29,988	30,259	101	3,669
State Total				36,320	36,837	101	4,444
SOUTH CAROLINA							
Circuit	G	B	E	107,423	115,991	108	3,497
Magistrate†	L	B	E	245,734	253,120	103	7,999
Municipal†	L	B	E	70,361	NA		2,290
State Total				423,518			13,786

(continued on next page)

TABLE 10: Reported Total State Trial Court Criminal Caseload, 2002 (continued)

State/Court name:	Jurisdiction	Unit of count	Point of filing	Total criminal filings and qualifying footnotes	Total criminal dispositions and qualifying footnotes	Dispositions as a percentage of filings	Filings per 100,000 adult population
SOUTH DAKOTA							
Circuit	G	B	B	29,034	16,838 A		5,212
TENNESSEE							
Circuit, Criminal, and Chancery	G	A	A	87,754 A	86,405 A	98	2,008
General Sessions	L	M	M	NA	NA		
Municipal	L	M	M	NA	NA		
State Total							
TEXAS							
District	G	B	A	185,713	178,325	96	1,188
County-level	L	B	F	468,001	435,942 A		2,993
Justice of the Peace	L	A	B	676,807 A	528,072 A	78	4,328
Municipal	L	A	B	894,074 A	775,623 A	87	5,717
State Total				2,224,595 *	1,917,962 *		14,226
UTAH							
District	G	J	F	54,326 B	58,697 B	108	3,459
Justice	L	B	E	65,188	65,673	101	4,151
State Total				119,514 *	124,370 *	104	7,610
VERMONT							
District	G	D	C	20,543	19,421	95	4,395
Superior	G	B	A	1	2	200	0
State Total				20,544	19,423	95	4,396
VIRGINIA							
Circuit	G	A	A	166,389 B	164,846 B	99	3,026
District	L	A	E	379,562 A	396,123 A	104	6,902
State Total				545,951 *	560,969 *	103	9,928
WASHINGTON							
Superior	G	B	F	42,843	42,385	99	950
District	L	C	B	97,970	104,800	107	2,173
Municipal	L	C	B	78,042 A	87,538 A	112	1,731
State Total				218,855 *	234,723 *	107	4,853
WEST VIRGINIA							
Circuit	G	D	A	7,380	7,371	100	527
Magistrate	L	A	B	124,991	132,612	106	8,928
Municipal	L	M	M	NA	NA		
State Total							
WISCONSIN							
Circuit	G	J	C	148,122 B	143,347 B	97	3,654
Municipal	L	A	B	NA	10,374 A		
State Total					153,721 *		
WYOMING†							
District	G	J	A	2,158	2,243	104	586
Circuit	L	J	A	16,281 A	NA		4,418
Justice of the Peace	L	J	A	NA	NA		
Municipal	L	A	B	NA	NA		
State Total							

(continued on next page)

TABLE 10: Reported Total State Trial Court Criminal Caseload, 2002 (continued)

NOTE: All state trial courts with criminal jurisdiction are listed in the table regardless of whether caseload data are available. Blank spaces in the table indicate that a particular calculation, such as the total state caseload, is not appropriate. State total "filings per 100,000 population" may not equal the sum of the filing rates for the individual courts due to rounding.

NA = Data are not available.

JURISDICTION CODES:

G = General Jurisdiction
L = Limited Jurisdiction

UNIT OF COUNT CODES:

M = Missing data
I = Data element is inapplicable
A = Single defendant—single charge
B = Single defendant—single incident (one/more charges)
C = Single defendant—single incident/maximum number charges (usually two)
D = Single defendant—one/more incidents
E = Single defendant—content varies with prosecutor
F = One/more defendants—single charge
G = One/more defendants—single incident (one/more charges)
H = One/more defendants—single incident/maximum number charges (usually two)
J = One/more defendants—one/more incidents
K = One/more defendants—content varies with prosecutor
L = Inconsistent during reporting year
Z = Both the defendant and charge components vary within the state

POINT OF FILING CODES:

M = Missing data
I = Data element is inapplicable
A = At the filing of the information/indictment
B = At the filing of the complaint
C = When defendant enters plea/initial appearance
D = When docketed
E = At issuing of warrant
F = At filing of information/complaint
G = Varies (at filing of the complaint, information, indictment)

QUALIFYING FOOTNOTES:

The absence of a qualifying footnote indicates that data are complete.

† Data for Oklahoma District Court are for 1997. Data for South Carolina Magistrate Court, South Carolina Municipal Court, and all Wyoming courts are for 2000. Data for Alabama Municipal Court are for 2001. Data for Pennsylvania Court of Common Pleas are preliminary 2002 data.

* See the qualifying footnote for each court within the state. Each footnote has an effect on the state's total.

A: The following courts' data are incomplete:

- Alaska—Superior Court—Total **criminal** filed and disposed data do not include **criminal appeals** cases.
- Colorado—District, Denver Juvenile, and Denver Probate Courts—Total **criminal** filed and disposed data do not include **criminal appeals**.
- Delaware—Justice of the Peace Court—Total **criminal** filed and disposed data do not include **DWI/DUI** cases.
- District of Columbia—Superior Court—Total **criminal** filed and disposed data do not include **DWI/DUI** cases.
- Florida—Circuit Court—Total **criminal** filed data do not include partial data from several courts. Disposed data do not include **criminal appeals** and reopened cases, and partial data from several courts.
 - County Court—Total **criminal** filed and disposed data do not include partial data from several courts. Disposed data also do not include reopened cases.
- Georgia—Probate Court—Total **criminal** filed and disposed data do not include **DWI/DUI** cases which are reported with **traffic/other violation** data.
 - State Court—Total **criminal** filed and disposed data do not include some **DWI/DUI** cases and data from courts that did not submit reports.
- Hawaii—District Court—Total **criminal** filed and disposed data do not include some **misdemeanor** cases.
- Indiana—Superior and Circuit Courts—Total **criminal** filed and disposed data do not include **criminal appeals** cases.
- Iowa—District Court—Total **criminal** filed data do not include some **misdemeanor** cases.
- Montana—City Court—Total **criminal** filed data do not include data from several courts.
- Nevada—District Court—Total **criminal** disposed data do not include partial data from several courts.
 - Justice Court—Total **criminal** filed and disposed data do not include partial data from several courts. Disposed data are less than 75% complete.
 - Municipal Court—Total **criminal** filed and disposed data do not include partial data from several courts.
- New Hampshire—Superior Court—Total **criminal** filed and disposed data do not include re-entries.
- Oregon—Circuit Court—Total **criminal** filed and disposed data do not include **criminal appeals** cases.
- Pennsylvania—Court of Common Pleas—Total **criminal** filed and disposed data do not include some **criminal appeals** cases and are missing seven months of data from one county.
 - Philadelphia Municipal Court—Total **criminal** filed and disposed data do not include some **misdemeanor** cases.
- South Dakota—Circuit Court—Total **criminal** disposed data do not include dispositions by court trial.
- Tennessee—Circuit, Criminal, and Chancery Courts—Total **criminal** filed and disposed data do not include **miscellaneous criminal** cases.

(continued on next page)

TABLE 10: Reported Total State Trial Court Criminal Caseload, 2002 (continued)

Texas—County-level Court—Total **criminal** disposed data do not include some **criminal appeals** cases.

—Justice of the Peace Court—Total **criminal** filed and disposed data do not include partial data from several courts.

—Municipal Court—Total **criminal** filed and disposed data do not include partial data from several courts.

Virginia—District Court—Total **criminal** filed and disposed data do not include **DWI/DUI** cases.

Washington—Municipal Court—Total **criminal** filed and disposed data do not include partial data from several courts.

Wisconsin—Municipal Court—Total **criminal** disposed data do not include partial data from several courts.

Wyoming—Circuit Court—Total **criminal** filed data do not include reopened **misdemeanor** and reopened **DWI/DUI** cases and data from one county.

B: The following courts' data are overinclusive:

Alabama—Circuit Court—Total **criminal** filed and disposed data include **postconviction remedy proceedings**.

Alaska—District Court—Total **criminal** filed and disposed data include some **moving traffic violation** cases and all **ordinance violation** cases.

Colorado—County Court—Total **criminal** filed data include **preliminary hearing proceedings**.

Delaware—Superior Court—Total **criminal** filed and disposed data include **postconviction remedy proceedings**.

Georgia—Superior Court—Total **criminal** filed data include all **traffic/other violation** cases.

Indiana—City and Town Courts—Total **criminal** filed and disposed data include some **ordinance violation** and some unclassified traffic cases.

Kentucky—District Court—Total **criminal** filed and disposed data include **ordinance violation** cases and **sentence review only proceedings**.

Maryland—Circuit Court—Total **criminal** filed and disposed data include some **postconviction remedy** and **sentence review only proceedings**.

Massachusetts—District Court—Total **criminal** disposed data include some **moving traffic**, some **ordinance violation**, and some **miscellaneous traffic** cases.

—Boston Municipal Court—Total **criminal** filed and disposed data include some **moving traffic**, some **ordinance violation**, and some **miscellaneous traffic** cases.

Minnesota—District Court—Total **criminal** filed and disposed data include **ordinance violation** cases.

Nebraska—District Court—Total **criminal** filed data include **administrative agency** and **trial court civil appeals** cases.

—County Court—Total **criminal** filed data include **ordinance violation** cases.

New York—District and City Courts—Total **criminal** filed and disposed data include **ordinance violation** cases.

Ohio—County Court—Total **criminal** filed and disposed data include **ordinance violation** cases.

—Municipal Court—Total **criminal** filed and disposed data include **ordinance violation** cases.

Pennsylvania—Pittsburgh City Magistrates Court—Total **criminal** filed data include **ordinance violation** cases.

Puerto Rico—Court of First Instance—Total **criminal** filed and disposed data include **domestic violence** cases.

Utah—District Court—Total **criminal** filed and disposed data include **sentence review only proceedings**.

Virginia—Circuit Court—Total **criminal** filed and disposed data include **ordinance violation** cases.

Wisconsin—Circuit Court—Total **criminal** filed and disposed data include **domestic violence** cases.

C: The following courts' data are incomplete and overinclusive:

Alabama—Municipal Court—Total **criminal** filed and disposed data include **ordinance violation** cases, but do not include data from 91 counties and are less than 70% complete.

California—Superior Court—Total **criminal** filed and disposed data include some **ordinance violation** cases, but do not include **DWI/DUI** cases, and partial data from several courts.

Colorado—County Court—Total **criminal** disposed data include **preliminary hearing proceedings**, but do not include **misdemeanor** and **felony** cases from Denver County, and **DWI/DUI** cases.

Connecticut—Superior Court—Total **criminal** filed and disposed data include **ordinance violation** cases, but do not include **DWI/DUI** cases.

Delaware—Alderman's Court—Total **criminal** filed and disposed data include **ordinance violation** cases, but do not include data from one court.

Maine—Superior Court—Total **criminal** filed and disposed data include **ordinance violation** cases and **post-conviction remedy** and **sentence review only** proceedings, but do not include **DWI/DUI** cases and some **criminal appeals** cases.

Montana—Justice of the Peace Court—Total **criminal** filed data include some City Court cases, but do not include partial data from one court.

North Carolina—District Court—Total **criminal** filed and disposed data include some **ordinance violation** cases, but do not include **DWI/DUI** cases.

TABLE 11: Reported Total State Trial Court Traffic/Other Violation Caseload, 2002

<u>State/Court name:</u>	<u>Jurisdiction</u>	<u>Parking</u>	<u>Total traffic filings and qualifying footnotes</u>	<u>Total traffic dispositions and qualifying footnotes</u>	<u>Dispositions as a percentage of filings</u>	<u>Filings per 100,000 total population</u>
ALABAMA						
District	L	1	302,789	299,644	99	6,749
Municipal†	L	1	505,297 A	414,688 A	82	11,263
State Total			808,086 *	714,332 *	88	18,011
ALASKA						
District	L	1	65,309 A	65,167 A	100	10,145
ARIZONA						
Justice of the Peace	L	4	570,101	539,276	95	10,448
Municipal	L	4	1,106,832	1,147,396	104	20,285
State Total			1,676,933	1,686,672	101	30,733
ARKANSAS						
City	L	1	57,068	40,111	70	2,106
Municipal	L	1	489,767	389,871	80	18,072
State Total			546,835	429,982	79	20,178
CALIFORNIA						
Superior	G	6	5,645,359 C	5,525,303 C	98	16,076
COLORADO						
County	L	4	1,110,705	212,819 C		24,647
Municipal	L	1	NA	NA		
State Total						
CONNECTICUT						
Superior	G	6	277,588 C	225,779 C	99	6,577
DELAWARE						
Alderman's	L	1	19,737 A	20,076 A	102	2,445
Court of Common Pleas	L	2	82,469 B	80,757 B	98	10,214
Family	L	2	906	838	92	112
Justice of the Peace	L	2	183,821 B	170,073 B	93	22,767
State Total			286,933 *	271,744 *	95	35,539
DISTRICT OF COLUMBIA						
Superior	G	1	12,255 B	14,001 B	114	2,127
FLORIDA						
County	L	5	1,545,968 A	1,248,792 A	81	9,250
GEORGIA						
Superior	G	2	NA	NA		
County Recorder's	L	1	NA	NA		
Juvenile	L	1	12,745 A	10,605 A	83	149
Magistrate	L	2	75,427	NA		881
Municipal and City of Atlanta	L	1	NA	NA		
Probate	L	2	115,776 B	NA		1,352
State	L	2	515,234 C	421,465 C	82	6,019
State Total						
HAWAII						
Circuit	G	2	738	663	90	59
District	L	4	439,195 B	433,312 B	99	35,280
State Total			439,933 *	433,975 *	99	35,339

(continued on next page)

TABLE 11: Reported Total State Trial Court Traffic/Other Violation Caseload, 2002 (continued)

<u>State/Court name:</u>	<u>Jurisdiction</u>	<u>Parking</u>	<u>Total traffic filings and qualifying footnotes</u>	<u>Total traffic dispositions and qualifying footnotes</u>	<u>Dispositions as a percentage of filings</u>	<u>Filings per 100,000 total population</u>
IDAHO						
Magistrates Division	L	1	268,136 A	283,229 A	106	19,993
ILLINOIS						
Circuit	G	2	2,921,130	3,077,685	105	23,182
INDIANA						
Superior and Circuit	G	1	699,731	722,924	103	11,361
City and Town	L	1	305,012 A	308,908 A	101	4,952
County	L	1	17,162	15,903	93	279
State Total			1,021,905 *	1,047,735 *	103	16,592
IOWA						
District	G	1	783,273 B	NA		26,671
KANSAS						
District	G	4	186,635	182,973	98	6,872
Municipal	L	1	484,966 A	458,365 A	95	17,857
State Total			671,601 *	641,338 *	95	24,729
KENTUCKY						
District	L	1	322,794 A	342,336 A	106	7,887
LOUISIANA						
District	G	4	376,401	NA		8,397
City and Parish	L	4	776,665	695,451	90	17,326
Justice of the Peace	L	1	NA	NA		
Mayor's	L	1	NA	NA		
State Total						
MAINE						
Superior	G	2	NA	NA		
District	L	1	146,816	158,546	108	11,342
State Total						
MARYLAND						
District	L	3	1,111,354	1,036,481 A		20,361
MASSACHUSETTS						
District Court	L	2	237,613	210,805 A		3,697
Boston Municipal Court	L	2	6,247 A	4,402 A	70	97
State Total			243,860 *	215,207 *		3,794
MICHIGAN						
District	L	4	2,749,086	2,722,349	99	27,353
Municipal	L	4	65,761	65,453	100	654
State Total			2,814,847	2,787,802	99	28,007
MINNESOTA						
District	G	4	1,411,194 A	1,665,345 A	118	28,113
MISSISSIPPI						
Municipal	L	1	NA	NA		
MISSOURI						
Circuit	G	2	274,121 A	278,442 A	102	4,832
Municipal	L	1	NA	NA		
State Total						

(continued on next page)

TABLE 11: Reported Total State Trial Court Traffic/Other Violation Caseload, 2002 (continued)

<u>State/Court name:</u>	<u>Jurisdiction</u>	<u>Parking</u>	<u>Total traffic filings and qualifying footnotes</u>	<u>Total traffic dispositions and qualifying footnotes</u>	<u>Dispositions as a percentage of filings</u>	<u>Filings per 100,000 total population</u>
MONTANA						
City	L	1	22,998 A	NA		2,529
Justice of the Peace	L	1	84,451 C	NA		9,286
Municipal	L	1	31,652	NA		3,480
State Total			139,101 *			
NEBRASKA						
County	L	1	188,839 A	NA		10,921
NEVADA						
District	G	2	5,425	2,924 A		250
Justice	L	4	399,949 A	340,771 A	85	18,401
Municipal	L	4	239,394 A	218,400 A	91	11,014
State Total			644,768 *	562,095 *		29,665
NEW HAMPSHIRE						
District	L	4	73,958	73,588	99	5,800
NEW JERSEY						
Municipal	L	4	5,705,571	5,712,300	100	66,419
NEW MEXICO						
Magistrate	L	3	102,571	100,324	98	5,529
Metropolitan Ct. of Bernalillo County	L	3	91,231	88,678	97	4,918
Municipal	L	1	NA	NA		
State Total						
NEW YORK						
Criminal Court of the City of New York	L	2	473,748 A	339,792 A	72	2,473
District and City	L	4	675,739 A	716,271 A	106	3,527
Town and Village Justice	L	1	1,883,513	1,883,513	100	9,832
State Total			3,033,000 *	2,939,576 *	97	15,832
NORTH CAROLINA						
District	L	1	1,621,631 C	1,594,787 C	98	19,490
NORTH DAKOTA						
District	G	1	91,218	90,926 A		14,385
Municipal	L	1	67,171 C	67,171 C	100	10,593
State Total			153,389 *	158,097 *		24,978
OHIO						
Court of Common Pleas	G	2	107,539	106,490	99	942
County	L	5	237,583 A	238,396 A	100	2,080
Mayor's	L	1	NA	NA		
Municipal	L	5	1,608,059 A	1,610,208 A	100	14,080
State Total						
OKLAHOMA †						
District	G	2	185,419	177,344	96	5,307
Municipal Court Not of Record	L	1	NA	NA		
Municipal Criminal Court of Record	L	1	NA	NA		
State Total						

(continued on next page)

TABLE 11: Reported Total State Trial Court Traffic/Other Violation Caseload, 2002 (continued)

State/Court name:	Jurisdiction	Parking	Total traffic filings and qualifying footnotes	Total traffic dispositions and qualifying footnotes	Dispositions as a percentage of filings	Filings per 100,000 total population
OREGON						
Circuit	G	1	313,475	309,437	99	8,902
Justice	L	1	NA	NA		
Municipal	L	1	NA	NA		
State Total						
PENNSYLVANIA						
District Justice	L	1	2,004,748	2,015,876	101	16,252
Philadelphia Municipal	L	2	14,668 B	13,317 B	91	119
Philadelphia Traffic	L	1	367,304 A	540,706 A	147	2,978
Pittsburgh City Magistrates	L	4	347,849 A	NA		2,820
State Total			2,734,569 *			22,169
Puerto Rico						
Circuit	G	4	23,321	24,166	104	604
RHODE ISLAND						
Municipal	L	1	NA	NA		
Traffic Tribunal	L	1	99,406	102,136	103	928
State Total						
SOUTH CAROLINA						
Family	L	2	NA	NA		
Magistrate	L	1	69,500A	743,922A	106	17,032
Municipal	L	1	38,021	410,918B		8,230
State Total						
SOUTH DAKOTA						
Circuit	G	3	14,578	14,578	100	19,128
TENNESSEE						
Circuit, Criminal, and Chancery	G	2	10,460	10,193	97	180
General Sessions	L	1	NA	NA		
Municipal	L	1	NA	NA		
State Total						
TEXAS						
County level	L	2	36,089	66,752B		166
Justice of the Peace	L	1	2,032,666A	1,879,617A	92	9,333
Municipal	L	4	6,551,790A	6,382,335A	97	30,082
State Total			8,620,545 *	8,327,704 *		39,580
UTAH						
District	G	4	78,150	77,963	100	3,374
Justice	L	1	372,232	370,665	100	16,070
Juvenile	L	2	1,216	976	80	52
State Total			451,598	449,604	100	19,497
VERMONT						
District	G	4	92	925	98	153
Judicial Bureau	L	1	113,734	112,803	99	18,446
State Total			114,676	113,728	99	18,598
VIRGINIA						
Circuit	G	2	NA	NA		
District	L	1	1,825,292B	1,850,849B	101	25,026
State Total						

(continued on next page)

TABLE 11: Reported Total State Trial Court Traffic/Other Violation Caseload, 2002 (continued)

State/Court name:	Jurisdiction	Parking	Total traffic filings and qualifying footnotes	Total traffic dispositions and qualifying footnotes	Dispositions as a percentage of filings	Filings per 100,000 total population
WASHINGTON						
District	L	4	785,840 A	858,045 A	109	12,948
Municipal	L	4	930,600 A	902,219 A	97	15,334
State Total			1,716,440 *	1,760,264 *	103	28,282
WEST VIRGINIA						
Magistrate	L	2	153,818	150,711	98	8,537
Municipal	L	1	NA	NA		
State Total						
WISCONSIN						
Circuit	G	1	584,782	581,941	100	10,747
Municipal	L	1	NA	550,437 A		
State Total				1,132,378 *		
WYOMING†						
Circuit	L	1	75,292 C	92,984 C	123	15,098
Justice of the Peace	L	1	NA	NA		
Municipal	L	1	NA	NA		
State Total						

NOTE: Parking violations are defined as part of the traffic/other violation caseload. However, states and courts within a state differ in the extent to which parking violations are processed through the courts. A code opposite the name of each court indicates the manner in which parking cases are reported by the court. Qualifying footnotes in Table 11 do not repeat the information provided by the code, and, thus, refer only to the status of the statistics on moving traffic, miscellaneous traffic, and ordinance violations. All state trial courts with traffic/other violation jurisdiction are listed in the table regardless of whether caseload data are available. Blank spaces in the table indicate that a particular calculation, such as the total state caseload, is not appropriate. State total "filings per 100,000 population" may not equal the sum of the filing rates for the individual courts due to rounding.

NA = Data are not available.

JURISDICTION CODES:

G = General Jurisdiction
L = Limited Jurisdiction

PARKING CODES:

- 1 = Parking data are unavailable
- 2 = Court does not have parking jurisdiction
- 3 = Only contested parking cases are included
- 4 = Both contested and uncontested parking cases are included
- 5 = Parking cases are handled administratively
- 6 = Uncontested parking cases are handled administratively; contested parking cases are handled by the court

QUALIFYING FOOTNOTES:

The absence of a qualifying footnote indicates that data are complete.

† Data for Oklahoma District Court are for 1997. Data for South Carolina Magistrate Court, South Carolina Municipal Court, and all Wyoming courts are from 2000. Data for Alabama Municipal Court are from 2001.

* See the qualifying footnote for each court within the state. Each footnote has an effect on the state's total.

A: The following courts' data are incomplete:

Alabama—Municipal Court—Total **traffic/other violation** filed and disposed data do not include **ordinance violation** cases, data from 91 courts, and are less than 70% complete.

Alaska—District Court—Total **traffic/other violation** filed and disposed data do not include some **moving traffic violation** cases and all **ordinance violation** cases.

Delaware—Alderman's Court—Total **traffic/other violation** filed and disposed data do not include **ordinance violation** cases and data from one court.

Florida—County Court—Total **traffic/other violation** filed and disposed data do not include partial data from several courts. Disposed data also do not include reopened cases.

Georgia—Juvenile Court—Total **traffic/other violation** filed and disposed data do not include cases from 58 counties.

Idaho—Magistrates Division—Total **traffic/other violation** filed and disposed data do not include **parking** cases.

Indiana—City and Town Courts—Total **traffic/other violation** filed and disposed data do not include some **ordinance violation** and some unclassified traffic cases.

Kansas—Municipal Court—Total **traffic/other violation** filed and disposed data do not include **parking** cases and partial year data from four courts.

(continued on next page)

TABLE 11: Reported Total State Trial Court Traffic/Other Violation Caseload, 2002 (continued)

<p>Kentucky—District Court—Total traffic/other violation filed and disposed data do not include ordinance violation cases.</p> <p>Maryland—District Court—Total traffic/other violation disposed data do not include parking and ordinance violation cases.</p> <p>Massachusetts—District Court—Total traffic/other violation disposed data do not include some ordinance violation, some moving traffic, some miscellaneous traffic, and all juvenile traffic cases, and are less than 75% complete.</p> <p>—Boston Municipal Court—Total traffic/other violation filed and disposed data do not include some cases reported with misdemeanor caseload.</p> <p>Minnesota—District Court—Total traffic/other violation filed and disposed data do not include ordinance violation cases.</p> <p>Missouri—Circuit Court—Total traffic/other violation filed and disposed data do not include those ordinance violation cases heard by municipal judges, and are less than 75% complete.</p> <p>Montana—City Court—Total traffic/other violation filed data do not include cases from several courts.</p> <p>Nebraska—County Court—Total traffic/other violation filed data do not include ordinance violation and parking cases.</p> <p>Nevada—District Court—Total traffic disposed data do not include partial data from several courts.</p> <p>—Justice Court—Total traffic filed and disposed data do not include partial data from several courts. Disposed data are less than 75% complete.</p> <p>—Municipal Court—Total traffic filed and disposed data do not include partial data from several courts.</p> <p>New York—Criminal Court of the City of New York—Total traffic/other violation filed and disposed data do not include moving traffic, miscellaneous traffic, and some ordinance violation cases and are less than 75% complete.</p> <p>—District and City Courts—Total traffic/other violation filed and disposed data do not include ordinance violation cases.</p> <p>North Dakota—District Court—Total traffic/other violation disposed data do not include juvenile traffic cases.</p> <p>Ohio—County Court—Total traffic/other violation filed and disposed data do not include ordinance violation cases.</p> <p>—Municipal Court—Total traffic/other violation filed and disposed data do not include ordinance violation cases.</p> <p>Pennsylvania—Philadelphia Traffic Court—Total traffic/other violation filed and disposed data do not include ordinance violation, parking, and miscellaneous traffic cases, and are less than 75% complete.</p> <p>—Pittsburgh City Magistrates Court—Total traffic/other violation filed data do not include ordinance violation cases.</p> <p>South Carolina—Magistrate Court—Total traffic/other violation filed and disposed data do not include ordinance violation cases.</p> <p>Texas—Justice of the Peace Court—Total traffic/other violation filed and disposed data do not include partial data from several courts.</p> <p>—Municipal Court—Total traffic/other violation filed and disposed data do not include partial data from several courts.</p> <p>Washington—District Court—Total traffic/other violation filed and disposed data do not include partial parking cases from several courts.</p> <p>—Municipal Court—Total traffic/other violation filed and disposed data do not include partial data from several courts.</p> <p>Wisconsin—Municipal Court—Total traffic/other violation disposed data do not include partial data from several courts.</p>	<p>B: The following courts' data are overinclusive:</p> <p>Delaware—Court of Common Pleas—Total traffic/other violation filed and disposed data include all criminal cases.</p> <p>—Justice of the Peace Court—Total traffic/other violation filed and disposed data include DWI/DUI cases.</p> <p>District of Columbia—Superior Court—Total traffic/other violation filed and disposed data include DWI/DUI cases.</p> <p>Georgia—Probate Court—Total traffic/other violation filed and disposed data include DWI/DUI cases.</p> <p>Hawaii—District Court—Total traffic/other violation filed and disposed data include some misdemeanor cases.</p> <p>Iowa—District Court—Total traffic/other violation filed and disposed data include some misdemeanor cases.</p> <p>Pennsylvania—Philadelphia Municipal Court—Total traffic/other violation filed and disposed data include domestic violence and some misdemeanor cases.</p> <p>South Carolina—Municipal Court—Total traffic/other violation disposed data include misdemeanor and DWI/DUI cases.</p> <p>Texas—County-level Court—Total traffic/other violation disposed data include some criminal appeals cases.</p> <p>Virginia—District Court—Total traffic/other violation filed and disposed data include DWI/DUI cases.</p> <p>C: The following courts' data are incomplete and overinclusive:</p> <p>California—Superior Court—Total traffic/other violation filed and disposed data include DWI/DUI cases, but do not include some ordinance violation cases, and partial data from several courts.</p> <p>Colorado—County Court—Total traffic/other violation disposed data include DWI/DUI cases, but do not include cases from Denver County, and are less than 75% complete.</p> <p>Connecticut—Superior Court—Total traffic/other violation filed and disposed data include DWI/DUI cases, but do not include ordinance violation cases.</p> <p>Georgia—State Court—Total traffic/other violation filed and disposed data include some DWI/DUI cases, but do not include cases from courts that did not submit reports.</p> <p>Montana—Justice of the Peace Court—Total traffic/other violation filed data include some City Court cases, but do not include partial data from one courts.</p> <p>North Carolina—District Court—Total traffic/other violation filed and disposed data include DWI/DUI cases, but do not include some ordinance violation cases.</p> <p>North Dakota—Municipal Court—Total traffic/other violation filed and disposed data include DWI/DUI cases, but do not include parking cases, and are less than 75% complete.</p> <p>Wyoming—Circuit Court—Total traffic/other violation filed data include reopened misdemeanor and reopened DWI/DUI cases, but do not include data from one county. Disposed data include all misdemeanor and all DWI/DUI cases, but do not include data from one county.</p>
---	--

TABLE 12: Reported Total State Trial Court Juvenile Caseload, 2002

State/Court name:	Jurisdiction	Point of filing	Total juvenile filings and qualifying footnotes	Total juvenile dispositions and qualifying footnotes	Dispositions as a percentage of filings	Filings per 100,000 juvenile population
ALABAMA						
Circuit	G	C	22,906	22,895	100	2,018
District	L	C	33,921	32,557	96	2,988
State Total			56,827	55,452	98	5,006
ALASKA						
Superior	G	C	2,508	2,419 B		1,281
District	L	C	NA	NA		
State Total						
ARIZONA						
Superior	G	C	22,007	20,037	91	1,516
ARKANSAS						
Circuit	G	G	22,549	22,372	99	3,298
CALIFORNIA						
Superior	G	C	130,693 A	116,336 A	89	1,363
COLORADO						
District, Denver Juvenile, Denver Probate	G	C	24,596	35,409 B		2,132
CONNECTICUT						
Superior	G	F	27,608	26,717	97	3,230
DELAWARE						
Family	L	C	8,414 A	9,143 A	109	4,202
DISTRICT OF COLUMBIA						
Superior	G	B	3,346	3,376	101	2,916
FLORIDA						
Circuit	G	C	166,687 A	86,488 A	52	4,374
GEORGIA						
Juvenile	L	A	80,465 A	62,534 A	78	3,547
HAWAII						
Circuit	G	F	12,462	12,617	101	4,103
IDAHO						
District	G	C	22	46	209	6
Magistrates Division	L	C	13,728	15,982	116	3,592
State Total			13,750	16,028	117	3,597
ILLINOIS						
Circuit	G	C	42,216	35,617	84	1,284
INDIANA						
Probate	G	C	1,723	1,549	90	108
Superior and Circuit	G	C	42,925 B	41,745 B	97	2,691
State Total			44,648 *	43,294 *	97	2,799
IOWA						
District	G	C	12,329	NA		1,673
KANSAS						
District	G	G	21,242	21,672	102	2,951

(continued on next page)

TABLE 12: Reported Total State Trial Court Juvenile Caseload, 2002 (continued)

State/Court name:	Jurisdiction	Point of filing	Total juvenile filings and qualifying footnotes	Total juvenile dispositions and qualifying footnotes	Dispositions as a percentage of filings	Filings per 100,000 juvenile population
KENTUCKY						
District	L	C	54,059 B	47,256 B	87	5,369
LOUISIANA						
District	G	C	11,210	NA		916
Family and Juvenile City and Parish	G	C	13,693	9,843	72	1,119
State Total	L	C	12,268	9,992	81	1,002
			37,171			3,037
MAINE						
District	L	G	5,110	4,862	95	1,673
MARYLAND						
Circuit	G	C	36,858	31,138	84	2,638
MASSACHUSETTS						
District Court	L	G	8,978	6,326 B		592
Juvenile Court	L	G	43,268	NA		2,852
State Total			52,246			3,444
MICHIGAN						
Circuit	G	C	69,389	69,134	100	2,645
MINNESOTA						
District	G	C	66,111 A	54,975 A	83	5,027
MISSISSIPPI						
Chancery	L	C	NA	NA		
County	L	C	NA	NA		
State Total						
MISSOURI						
Circuit	G	C	37,411	35,530	95	2,586
MONTANA						
District	G	C	2,541	2,395	94	1,096
NEBRASKA						
County	L	C	6,769	NA		1,488
Separate Juvenile	L	C	4,571	NA		1,005
State Total			11,340			2,494
NEVADA						
District	G	C	14,143	9,976 A		2,542
NEW HAMPSHIRE						
District	L	C	8,871	8,278	93	2,783
NEW JERSEY						
Superior	G	A	90,029	89,909	100	4,226
NEW MEXICO						
District	G	C	8,883	9,428	106	1,710

(continued on next page)

TABLE 12: Reported Total State Trial Court Juvenile Caseload, 2002 (continued)

State/Court name:	Jurisdiction	Point of filing	Total juvenile filings and qualifying footnotes	Total juvenile dispositions and qualifying footnotes	Dispositions as a percentage of filings	Filings per 100,000 juvenile population
NEW YORK Family	L	C	105,293	106,750	101	2,225
NORTH CAROLINA District	L	C	39,105	41,481	106	1,926
NORTH DAKOTA District	G	C	10,051	10,471 B		6,340
OHIO Court of Common Pleas	G	E	183,167	186,143	102	6,314
OKLAHOMA † District	G	G	13,144	11,572	88	1,453
OREGON Circuit	G	C	16,990	17,035	100	1,953
PENNSYLVANIA Court of Common Pleas †	G	G	66,459	67,811	102	2,264
PUERTO RICO Court of First Instance	G	A	10,206	10,223	100	950
RHODE ISLAND Family	L	F	9,819	9,949	101	3,889
SOUTH CAROLINA Family	L	C	22,381 C	22,452 C	100	2,162
SOUTH DAKOTA Circuit	G	C	8,559	7,361	86	4,196
TENNESSEE General Sessions+	L	F	NA	NA		
Juvenile	L	F	114,609	191,465	167	8,036
State Total			114,609	191,465	167	8,036
TEXAS District	G	C	32,761 A	32,398 A	99	533
County-level	L	C	7,602 A	7,068 A	93	124
State Total			40,363 *	39,466 *	98	657
UTAH Juvenile	L	C	45,755	33,306	73	6,135
VERMONT Family	G	C	2,168	2,079	96	1,453
VIRGINIA District	L	C	125,181 B	129,050 B	103	6,977
WASHINGTON Superior	G	G	43,640 A	43,677 A	100	2,798
WEST VIRGINIA Circuit	G	C	6,740	6,641	99	1,677

(continued on next page)

TABLE 12: Reported Total State Trial Court Juvenile Caseload, 2002 (continued)

State/Court name:	Jurisdiction	Point of filing	Total juvenile filings and qualifying footnotes	Total juvenile dispositions and qualifying footnotes	Dispositions as a percentage of filings	Filings per 100,000 juvenile population
WISCONSIN Circuit	G	C	28,087	27,643	98	2,024
WYOMING† District	G	C	1,502	1,463	97	1,154

NOTE: All state trial courts with juvenile jurisdiction are listed in the table regardless of whether caseload data are available. Blank spaces in the table indicate that a particular calculation, such as the total state caseload, is not appropriate. State total "filings per 100,000 population" may not equal the sum of the filing rates for the individual courts due to rounding.

NA = Data are not available.

JURISDICTION CODES:

G = General Jurisdiction
L = Limited Jurisdiction

POINT OF FILING CODES:

M = Missing data
I = Data element is inapplicable
A = Filing of complaint
B = At initial hearing (intake)
C = Filing of petition
E = Issuance of warrant
F = At referral
G = Varies (petition, complaint, referral)

QUALIFYING FOOTNOTES:

The absence of a qualifying footnote indicates that data are complete.

† Data for Oklahoma District Court are for 1997. Data for Wyoming District Court are for 2000. Data for Missouri Circuit Court are from 2001. Data for Pennsylvania Court of Common Pleas are preliminary 2002 data.

+Tennessee General Sessions Court juvenile caseload is reported in the caseload of the Juvenile Court.

* See the qualifying footnote for each court within the state. Each footnote has an effect on the state's total.

A: The following courts' data are incomplete:

California—Superior Court—Total **juvenile** filed and disposed data do not include partial data from several courts.
Delaware—Family Court—Total **juvenile** filed and disposed data do not

include **status offense** cases.

Florida—Circuit Court—Total **juvenile** filed and disposed data do not include partial data from several courts. Disposed data also do not include reopened cases and are less than 75% complete.

Georgia—Juvenile Court—Total **juvenile** filed and disposed data do not include cases from 58 counties.

Minnesota—District Court—Total **juvenile** filed and disposed data do not include partial data from one county.

Nevada—District Court—Total **juvenile** disposed data do not include partial data from several courts.

Texas—District Court—Total **juvenile** filed and disposed data do not include **child-victim petition** cases.

—County-level Court—Total **juvenile** filed and disposed data do not include **child-victim petition** cases and are less than 75% complete.

Washington—Superior Court—Total **juvenile** filed and disposed data do not include partial data from one court.

B: The following courts' data are overinclusive:

Alaska—Superior Court—Total **juvenile** disposed data include **miscellaneous domestic relations** (termination of parental rights) cases.

Colorado—District, Denver Juvenile and Denver Probate Court—Total **juvenile** disposed data include **adoption, paternity, and some support/custody** cases.

Indiana—Superior and Circuit Courts—Total **juvenile** filed and disposed data include some **support/custody** cases.

Kentucky—District Court—Total **juvenile** filed and disposed data include **interstate support and paternity** cases.

Massachusetts—District Court—Total **juvenile** disposed data include all **juvenile traffic** cases.

North Dakota—District Court—Total **juvenile** disposed data include **juvenile traffic/other violation** cases.

Virginia—District Court—Total **juvenile** filed and disposed data include some **domestic relations** cases.

C: The following courts' data are incomplete and overinclusive:

South Carolina—Family Court—Total **juvenile** filed and disposed data include **traffic/other violation** cases, but do not include **child-victim petition** cases.

TABLE 13: Mandatory Caseload in State Appellate Courts, 1993-2002

State/Court name:	Number of filings and qualifying footnotes									
	1993	1994	1995	1996	1997	1998	1999	2000	2001	2002
States with one or more court of last resort and one intermediate appellate court										
ALASKA										
Supreme Court	365	469	553	333	286	297	285	335	294	258
Court of Appeals	411	371	371 *	384	327	336	301	295	272	286
ARIZONA										
Supreme Court	94	126	91	77	161	92	73	58	207	177
Court of Appeals	3,722	3,340	3,298	3,610	3,607	3,710	3,553	3,354	3,367	3,608
ARKANSAS										
Supreme Court	514 C	567 C	548 C	548 C	562 C	413 C	370 C	418 C	401 C	320 A
Court of Appeals	1,129	1,091	1,141	1,077	1,121	1,485	1,300	1,355	1,158	1,345
CALIFORNIA										
Supreme Court	38	27	30	30	38	33	45	32	31	23
Courts of Appeal	14,308	14,267	14,923	15,641	16,881	15,931	16,186	16,143	14,728	13,925
COLORADO										
Supreme Court	170	162 A	161 A	183 A	179 A	205 A	147 A	132 A	89 A	111 A
Court of Appeals	2,209	2,287	2,179	2,289	2,245	2,410	2,647	2,502	2,335	2,673
CONNECTICUT										
Supreme Court	158	38 *	50	58	67	30	29	54	63	46
Appellate Court	1,164	NA	1,227	1,179 B	1,267 B	1,223 B	1,182 B	1,204 B	1,109 B	1,148 B
FLORIDA										
Supreme Court	261	102	90	99	100	98	117	109	110	143
District Cts. of Appeal	15,799	15,858	18,241	18,542	18,932	17,599	17,424	18,983	19,183	19,369
GEORGIA										
Supreme Court	613	708	655	675	757	681	586	633	642	682
Court of Appeals	2,601	3,300	3,213	2,967	3,034	2,910	2,916	2,974	2,900	2,825
HAWAII										
Supreme Court	605	610	721	715	695	713	730	646	829	819
Intermediate Ct. of App.	311	295	220	163	132	148	229	239	225	260
IDAHO										
Supreme Court	398 B	438 C	432 C	508 C	559 C	500 C	424 C	494 C	460 C	573 C
Court of Appeals	239	222	371	353	338	300	345	427	561	491
ILLINOIS										
Supreme Court	881	1,226	1,224	1,311	1,297	1,258	1,026	877	820	730
Appellate Court	9,116 B	8,889 B	9,010 B	8,982 B	9,301 B	9,481 B	9,212 B	8,856 B	9,266 B	8,676 B
IOWA										
Supreme Court	1,324	1,538 B	1,506 B	1,491 B	1,574 B	1,548 B	1,194 B	1,260 B	1,006 B	1,076 B
Court of Appeals	673	616	742	809	797	753	873	855	1,068	1,061
KANSAS										
Supreme Court	201	334	283	271	224	230	198	164	154	160
Court of Appeals	1,488 B	1,797 B	2,125 B	2,312 B	2,075 B	1,884 B	1,899 B	1,820 B	1,745 B	1,635 B
KENTUCKY										
Supreme Court	289	416	398	526	436	444	434	401	379	413
Court of Appeals	2,924	2,977	3,305	3,388	3,242	3,080	3,064	2,882	2,690	2,553

Number of dispositions and qualifying footnotes

<u>1993</u>	<u>1994</u>	<u>1995</u>	<u>1996</u>	<u>1997</u>	<u>1998</u>	<u>1999</u>	<u>2000</u>	<u>2001</u>	<u>2002</u>
303	316	274	627	350	299	260	320	325	339
440	355	355	365	353	358	317	285	303	266
88	127	101	91	92	92	74	51	189	173
4,815	3,813	3,439	3,815	3,908	3,618	3,416	3,998	3,593	3,444
506 C	556 C	550 C	502 C	544 C	475 C	380 C	411 C	428 C	348 A
1,064	997	939	1,042	1,315	1,524	1,354	1,327	1,275	1,062
25	18	10	14	13	16	9	9	11	21
14,574	14,481	14,524	15,024	12,600	19,254	18,941	18,737	18,280	17,711
NA	NA	NA	NA	NA	NA	NA	NA	NA	NA
2,269	2,192	2,156	2,318	2,274	2,231	2,443	2,613	2,414	2,463
255	NA	NA	NA	NA	299	NA	NA	NA	NA
1,034 B	1,033 B	1,191 B	1,153 B	1,275 B	1,189 B	1,091 B	1,120 B	1,199 B	1,271 B
255	134	81	94	135	87	94	116	123	139
15,766	16,465	17,663	18,674	19,021	18,078	18,227	18,466	19,204	19,153
679	851	775	852	402	808	631	560	618	514
2,695	3,363	3,379	3,161	3,028	3,425	2,906	3,000	2,864	3,487
318	610	722	644	822	856	763	540	688	778
132	295	158	187	411	315	200	198	198	204
416 B	438 C	456 C	487 C	598 C	481 C	417 C	495 C	461 C	612 C
268	222	265	370	337	336	276	389	588	507
839	1,226	1,227	1,275	1,230	1,160	1,255	938	655	682
8,746 B	8,889 B	9,790 B	9,413 B	9,578 B	9,162 B	9,113 B	8,909 B	8,570 B	9,419 B
1,207	1,240 B	1,273 B	1,312 B	1,073 B	NA	327 B	249 B	203 B	191
660	658	710	788	801	833	766	912	874	1,231
298	410 B	882 B	861 B	989 B	1,228 B	1,114 B	1,281 B	1,094 B	1,059 B
1,353 B	1,591 B	1,628 B	1,891 B	1,961 B	2,023 B	2,067 B	2,240 B	1,868 B	1,742 B
297	408	367	418	457	465	394	378	405	398
2,841	2,727	3,175	3,232	3,201	3,408	3,162	3,122	2,880	2,790

(continued on next page)

TABLE 13: Mandatory Caseload in State Appellate Courts, 1993-2002 (continued)

State/Court name:	Number of filings and qualifying footnotes									
	1993	1994	1995	1996	1997	1998	1999	2000	2001	2002
LOUISIANA										
Supreme Court	175	143	128	146	153	185	195	187	228	227
Courts of Appeal	4,007	4,070	3,920	4,092	3,964	4,140	4,220	4,557	3,733	3,494
MARYLAND										
Court of Appeals	253	243	223	246	254	255	280	270	255 A	238 A
Court of Spec. Appeals	2,031	1,974	2,121	2,042	1,913	1,951	1,962	1,998	1,893	1,926
MASSACHUSETTS										
Supreme Judicial Court	93 A	123 A	125 A	134 A	152 A	152 A	282 A	267	264	290
Appeals Court	1,814	2,068	2,095	2,126	2,235	2,329	2,298	2,164	1,731	1,911
MICHIGAN										
Supreme Court	2	6	1	2	3	10	4	5	2	2
Court of Appeals	9,270 B	8,054 B	7,591 B	5,782 B	5,006 B	4,503 B	4,214 B	4,093 B	4,074	4,109
MINNESOTA										
Supreme Court	222	208	178	205	171	106	120	125	113	112
Court of Appeals	2,337	2,380	2,497	2,353	2,177	2,174	1,895	1,999	2,145	2,065
MISSISSIPPI										
Supreme Court	1,113	1,013	1,063	1,159 B	1,210 B	1,071 B	1,065 B	1,142 B	1,189 B	1,099
Court of Appeals	NC	NC	535	643	719	719	719	NA	36 A	NA
MISSOURI										
Supreme Court	291	264	272	228	273	220	223	252	250	182
Court of Appeals	4,032	4,473	4,405	4,539	4,168	3,842	3,678	3,724	3,611	3,714
NEBRASKA										
Supreme Court	32 B	69 B	54	60	44	52	52	80	77	75
Court of Appeals	1,103 B	1,184 B	1,349 B	1,279 B	1,322 B	1,335 B	1,414 B	1,260 B	1,347 B	1,427
NEW JERSEY										
Supreme Court	389	410	212	205	546	450	522	488	515	528
Appel. Div. of Superior	6,712	7,148	7,307	7,911	7,509	7,788	7,361	7,286	7,182	7,069
NEWMEXICO										
Supreme Court	236	234	198	78	102	64	59	62	54	59
Court of Appeals	778	750	819	941	965	966	906	862	833	781
NORTH CAROLINA										
Supreme Court	120	131	119	102	81	84	78	61	94	107
Court of Appeals	1,329	1,400	1,478	1,470	1,565	1,553	1,719	1,592	1,618	1,620
OHIO										
Supreme Court	705	812	818	943	891	880	674	620	675	678
Court of Appeals	11,010	11,032	11,435	12,455	12,488	11,713	11,079	10,394	10,760	10,745
OKLAHOMA										
Supreme Court	1,458	1,442	1,417	1,411	1,514	1,339	1,339 *	1,339 *	1,339 *	1,339 *
Court of Civil Appeals	1,495	1,249	1,213	1,117	581	499	499 *	499 *	499 *	499 *
Court of Criminal Appeals	1,268	1,571	1,367	1,514	1,742	1,581	1,581 *	1,581 *	1,581 *	1,462
OREGON										
Supreme Court	172	201	310	329	326	271	248	248	279	231
Court of Appeals	4,410	4,440	4,426	4,466	4,631	4,319	4,024	3,977	4,084	3,277

Number of dispositions and qualifying footnotes

1993	1994	1995	1996	1997	1998	1999	2000	2001	2002
152	116	121	162	157	162	159	186	186	218
4,297	4,258	4,139	4,090	3,872	4,093	4,291	4,455	4,583	4,319
222	212	223	182	190	251	235	267	247	230
2,047	1,979	2,105	1,997	1,891	1,980	1,863	2,060	1,825	1,813
NA	104 A	131 A	105	127 A	122 A	144 A	463	297	204
1,763	1,709	1,851	1,294	2,115	2,097	2,800	2,145	1,703	2,128
NA	NA	NA	NA	NA	5	3	2	NA	2
13,037 B	12,824 B	12,596 B	10,842 B	10,233 B	8,682 B	4,239 B	4,100 B	4,149	4,633
231	174	187	181	163	115	113	121	111	121
2,409	2,373	2,441	2,391	2,211	1,991	1,649	1,961	2,145	1,909
718	805	772	500	894	641	738	598	648	653
NC	NC	535	643	719	776	635	595	567	610
283	259	226	236	255	216	215	222	254	193
3,786	4,302	4,285	4,349	4,515	4,281	3,927	3,781	3,790	3,661
429 B	315 B	300 B	305 B	305 B	309 B	NA	NA	NA	NA
1,159 B	895 B	1,106 B	1,172 B	1,111 B	1,146 B	1,205 B	1,224 B	1,077 B	1,311
391	405	206	190	493	547	478	481	508	536
6,601	6,980	7,416	7,530	7,842	7,647	7,483	7,217	7,354	7,280
196	194	257	68	66	53	49	51	48	45
838 B	936 B	827 B	894 B	925 B	925 B	939 B	946 B	893 B	855 B
89	110	134	134	129	98	91	90	65	131
1,158	1,550	1,420	1,425	1,559	1,585	1,631	1,460	1,465	1,726
594	819	701	915	827	1,045	722	642	674	752
11,325	11,565	11,551	12,509	12,440	12,239	11,509	11,621	11,150	10,627
1,700	1,739	1,483	1,672	1,494	1,625	1,625 *	1,625 *	1,625 *	1,625 *
1,260	1,360	1,267	1,143	679	737	737 *	737 *	737 *	737 *
1,388	1,625	1,808	1,806	1,670	1,674	1,674 *	1,674 *	1,674 *	1,424
290 B	296 B	282 B	282 B	263 B	278 B	290 B	290 B	290	276
5,625	4,592	4,430	4,321	4,474	4,790	4,107	4,107	3,840	3,844

(continued on next page)

TABLE 13: Mandatory Caseload in State Appellate Courts, 1993-2002 (continued)

State/Court name:	Number of filings and qualifying footnotes									
	1993	1994	1995	1996	1997	1998	1999	2000	2001	2002
PUERTO RICO										
Supreme Court	NA	NA	209	363	95	54	129	140	104	125
Court of Appeals	NC	NC	1,425	1,454	1,739	1,553	1,410	1,550	1,382	1,576
SOUTH CAROLINA										
Supreme Court	417	443	301	275	355	2,033 *	258 *	140	329	213
Court of Appeals	585	461	680	756	907	965	925	900	1,413	1,458
TEXAS										
Supreme Court	2	13	0	9	5	14	4	4	11	6
Court of Criminal Appeals	2,870	3,590	4,232	4,963	6,287	7,910	8,769	8,714	6,822	7,177
Courts of Appeals	9,420	9,297	9,734	10,742	10,754	11,566	12,291	12,343	11,700	11,984
UTAH										
Supreme Court	592 B	631 B	584 B	558 B	616 B	577 B	662 B	604 B	530 B	529 B
Court of Appeals	830 B	785 B	838 B	842 B	741 B	711 B	748 B	796 B	732 B	735 B
VIRGINIA										
Supreme Court	82	71	59	88	58	127	150	201	NA	0
Court of Appeals	600	663	772	839	712	640	695	623	733	737
WASHINGTON										
Supreme Court	146 B	113 B	111 B	111 B	94 B	75 B	73 B	63 B	73 B	72 B
Court of Appeals	3,396	3,503	3,663	3,678	3,618	3,974	3,613	3,797	3,756	3,927
WISCONSIN										
Supreme Court	NJ	NJ	NJ	NJ	NJ	NJ	NJ	NJ	45	54
Court of Appeals	3,290 B	3,345 B	3,532 B	3,628 B	3,763 B	3,577 B	3,279 B	3,472 B	3,421 B	3,342 B
States with no intermediate appellate court										
DELAWARE										
Supreme Court	542 B	488 B	530 B	532 B	551 B	554 B	558 B	656 B	582	715
DISTRICT OF COLUMBIA										
Court of Appeals	1,724	1,689	1,832	2,008	2,076	1,943	1,757	1,698	1,604	1,466
MAINE										
Supreme Judicial Court	654 C	1,038 B	988 B	841 B	724 B	778 B	752 B	442 B	529 B	560
MONTANA										
Supreme Court	521 A	633 A	521 A	731 A	729 A	587 A	653	580	562	584
NEVADA										
Supreme Court	1,138	1,256	1,350	1,911	1,835	1,943	1,894	1,803	1,803	1,723
NEW HAMPSHIRE										
Supreme Court	NJ	NJ	NJ	NJ	NJ	NJ	NJ	NJ	NJ	NJ
NORTH DAKOTA										
Supreme Court	403	360	403	367	387	360	370	334	285	340
RHODE ISLAND										
Supreme Court	449	463	477	406	476	411	383	396	342	339
SOUTH DAKOTA										
Supreme Court	386 B	351 B	358 B	412 B	367 B	403 B	436 B	396 B	436 B	383 B

Number of dispositions and qualifying footnotes

<u>1993</u>	<u>1994</u>	<u>1995</u>	<u>1996</u>	<u>1997</u>	<u>1998</u>	<u>1999</u>	<u>2000</u>	<u>2001</u>	<u>2002</u>
NA	NA	212	341	183	91	144	174	130	156
NC	NC	586	948	1,442	1,615	1,551	1,670	1,486	1,538
572 B	503 B	557 B	436 B	NA	2,159 *	2,159	271 B	422	240
602	515	523	694	886	895	1,062	813	1,547	1,438
3	13	0	8	5	10	4	4	15	6
2,723	3,628	4,782	4,555	6,156	6,488	7,914	7,764	6,979	6,965
9,654	9,543	9,649	10,164	11,249	11,736	13,150	13,429	13,129	12,399
718 B	478 B	584 B	604 B	632 B	561 B	622 B	587 B	548 B	NA
847 B	887 B	848 B	748 B	805 B	805 B	711 B	755 B	762 B	NA
66	77	61	73	70	87	113	193	NA	0
NA	635	725	876	886	616	656	678	704	768
131 B	143 B	102 B	109 B	100 B	107 B	76 B	85 B	59 B	75 B
3,350	3,530	3,545	3,725	4,364	3,687	4,079	3,898	3,879	3,893
NJ	NJ	NJ	NJ	NJ	NJ	NJ	NJ	45	39
3,226 B	3,262 B	3,465 B	3,638 B	3,679 B	3,777 B	3,409 B	3,574 B	3,519 B	3,486 B
552 B	482 B	495 B	535 B	537 B	582 B	527 B	599 B	598	713
1,655	1,566	1,482	1,783	2,129	1,901	1,793	1,906	1,768	1,779
544 C	818 B	732 B	800 B	769 B	833 B	719 B	542 B	469 B	600
441 A	540 A	543 A	493 A	673 A	505 A	564	591	588	594
943	1,131	1,078	1,370	1,471	2,299	2,073	1,932	2,001	1,866
NJ	NJ	NJ	NJ	NJ	NJ	NJ	NJ	NJ	NJ
382	383	371	384	389	356	380	347	318	319
400	427	410	403	488	448	369	378	396	396
425 B	406 B	461 B	461 B	504 B	397 B	482 B	407 B	480 B	428 B

(continued on next page)

TABLE 13: Mandatory Caseload in State Appellate Courts, 1993-2002 (continued)

State/Court name:	Number of filings and qualifying footnotes									
	1993	1994	1995	1996	1997	1998	1999	2000	2001	2002
VERMONT										
Supreme Court	622	634	640	633	558	557	555	545	592	514
WEST VIRGINIA										
Supreme Court of Appeals	NJ	NJ	NJ	NJ	NJ	NJ	NJ	NJ	NJ	NJ
WYOMING										
Supreme Court	306	335	345	357	380	381	355	364	283	283 *
States with one court of last resort and two intermediate appellate courts										
ALABAMA										
Supreme Court	737	1,158	879	830	811	889	784	1,174	NA	1,254
Court of Civil Appeals	830	906	1,167	1,530	1,447	1,437	1,437	1,404	1,301	1,293
Court of Criminal Appeals	2,094	2,260	2,490	2,364	2,472	2,573	2,513	2,630	2,704	2,648
INDIANA										
Supreme Court	231	224	231	284	287	279	314	285	318	241
Court of Appeals	1,872	1,867	1,803	2,126	2,071	2,140	2,053	2,160	1,938	2,055
Tax Court	101	288	135	186	205	207	240	131	106	141
NEW YORK										
Court of Appeals	NA	502	499	451	432	350	350	300	287	292
Appellate Division of Supreme Court	10,236 B	10,788 B	10,851 B	11,450 B	11,676 B	11,761 B	11,745 B	11,110 B	10,023 B	10,109 B
Appellate Terms of Supreme Court	2,502 B	2,209 B	2,371 B	2,455 B	2,136 B	2,121 B	2,250 B	2,078 B	1,843 B	2,089 B
PENNSYLVANIA										
Supreme Court	289	365	307	447	429	547	507	327	419	532
Commonwealth Court	4,208 A	4,380 A	4,939 A	4,594 A	4,453 A	5,603 A	4,490	4,210 A	4,447 A	4,722 A
Superior Court	6,964	7,554	7,606	7,817	9,001	8,000 A	7,299	8,131	7,839	8,160
TENNESSEE										
Supreme Court	271	314 B	307 B	400 B	400 B	349 B	264 B	330 B	200	173
Court of Appeals	1,050	1,103 B	1,106 B	1,152 B	1,117 B	1,087 B	1,278 B	1,161 B	1,119	1,111
Court of Criminal Appeals	1,007	1,167 B	1,088 B	1,338 B	1,374 B	1,165 B	1,182 B	1,143	1,167	1,042

Number of dispositions and qualifying footnotes

<u>1993</u>	<u>1994</u>	<u>1995</u>	<u>1996</u>	<u>1997</u>	<u>1998</u>	<u>1999</u>	<u>2000</u>	<u>2001</u>	<u>2002</u>
673	610	632	671	619	563	612	529	580	590
NJ	NJ	NJ	NJ	NJ	NJ	NJ	NJ	NJ	NJ
306	282	387	318	344	359	372	389	271	271 *
757	1,154	1,005	830	819	840	701	851	2,220 B	1,334
761	823	1,949	1,348	1,572	1,458	1,458	1,538	1,286	1,306
2,110	2,096	2,400	2,331	2,323	2,701	2,469	2,676	2,688	2,748
228	220	226	266	289	273	295	356	323	307
1,592	1,864	1,838	1,934	1,763	2,246	2,216	2,157	2,024	1,980
77	123	252	121	152	155	134	132	300	132
296	249	340	295	260	198	208	170	176	176
12,475 B	13,508 B	18,831 B	19,200 B	18,874 B	19,227 B	19,074 B	20,063 B	17,660 B	19,109 B
1,998 B	2,091 B	2,356 B	2,401 B	2,367 B	2,064 B	2,050 B	2,238 B	2,131 B	1,928 B
304	348	446	683	676	802	1,016	548	658	742
3,837 B	4,267 B	4,681 B	4,043 B	4,996 B	5,491 B	5,964 B	4,341 B	4,611 A	4,753 A
7,417	6,791	7,558	7,693	7,825	8,168	8,597	7,165	7,944	8,150
NA	391 B	418 B	499 B	397 B	392 B	NA	344 B	340	255
1,069	1,021 B	1,201 B	1,047 B	1,108 B	1,102 B	1,144 B	1,055 B	1,187	1,178
863	937 B	1,099 B	1,015 B	1,164 B	1,542 B	1,372 B	1,289 B	1,218	1,265

(continued on next page)

TABLE 13: Mandatory Caseload in State Appellate Courts, 1993-2002 (continued)

COURT TYPE:

COLR = Court of last resort
 IAC = Intermediate appellate court

NOTE:

NA = Indicates that the data are unavailable.
 NC = Indicates that the court did not exist during that year.
 NJ = Indicates that the court does not have jurisdiction.

* Alaska—Court of Appeals—Data problem in 1995. The 1994 numbers are repeated again in 1995.

* Connecticut—Supreme Court—**Mandatory** filings were counted differently starting in 1994.

* Oklahoma—Supreme Court and Court of Civil Appeals—2002 data not available. The 1998 numbers are repeated in 1999, 2000, 2001, and 2002.

* South Carolina—Supreme Court—**Mandatory** filings were counted differently in 1998 and 1999.

* Wyoming—Supreme Court—2002 data not available. The 2001 numbers are repeated for 2002.

QUALIFYING FOOTNOTES:

An absence of a qualifying footnote indicates that the data are complete.

A: The following courts' data are incomplete:

- Arkansas—Supreme Court—Filed and disposed data for 2002 do not include **mandatory attorney disciplinary** cases and **certified questions** from the federal courts.
- Colorado—Supreme Court—Filed data for 1994-2002 do not include some **mandatory disciplinary cases** and some **mandatory interlocutory decisions**.
- Maryland—Court of Appeals—Filed data for 2001-2002 do not include some **civil, criminal, and original proceedings**.
- Mississippi—Court of Appeals—Filed data for 2001 do not include some **civil, criminal, and original proceedings**, and **interlocutory decisions**.
- Massachusetts—Supreme Judicial Court—Data for 1993-1999 do not include **attorney disciplinary** and other cases filed in the "Single Justice" side of the court.
- Montana—Supreme Court—Data for 1993-1998 do not include **administrative agency, advisory opinions, and original proceedings** disposed.
- Pennsylvania—Commonwealth Court—Filed data for 1993-2002 and disposed data for 2001 do not include some **original proceedings** and some **administrative agency appeals**.

B: The following courts' data are overinclusive:

- Alabama—Supreme Court—Disposed data for 2001 include **discretionary petitions** that were disposed.
- Connecticut—Appellate Court—Filings for 1996-2002 include **discretionary jurisdiction**. Disposed data for 1993-2002 include **discretionary dispositions**.
- Delaware—Supreme Court—Data for 1992-2000 include some **discretionary petitions** and filed data for 1992-2000 include **discretionary petitions** that were **granted**.
- Idaho—Supreme Court—Data for 1993 include **discretionary petitions** that were **granted**.
- Illinois—Appellate Court—Data for 1993-2002 include all **discretionary petitions**.
- Iowa—Supreme Court—Filed data for 1994-2002 include **discretionary original proceedings** and **discretionary administrative agency** cases **granted** review and disposed. Disposed data for 1994-2001 include **discretionary original proceedings** and **discretionary administrative agency** cases **granted** review and disposed.
- Kansas—Supreme Court—Disposed data for 1994-2002 include all **discretionary petitions**.
 —Court of Appeals—Filed data for 1993-2002 include a few **discretionary petitions** that were **granted**. Disposed data for 1992-2001 include all **discretionary petitions**.
- Maine—Supreme Judicial Court—Data for 1994-2001 include **discretionary petitions**.
- Michigan—Court of Appeals—Data for 1993-2000 include **discretionary petitions**.
- Mississippi—Supreme Court—Filed data for 1996-2001 include all **discretionary petitions**.
- Nebraska—Supreme Court—Filed data for 1993-1994 include **discretionary petitions**. Disposed data for 1993-1998 include **discretionary petitions**.
 —Court of Appeals—Data for 1993-2001 include **discretionary petitions**.
- New Mexico—Court of Appeals—Disposed data for 1993-2002 include **interlocutory decisions**.
- New York—Appellate Divisions and Terms of Supreme Court—Data for 1993-2002 include all **discretionary petitions**.
- Oregon—Supreme Court—Disposed data for 1993-2000 include all **discretionary petitions** that were **granted**.
- Pennsylvania—Commonwealth Court—Disposed data for 1993-2000 include some **discretionary petitions**.
- South Carolina—Supreme Court—Disposed data for 1993-2000 include **discretionary petitions**.
- South Dakota—Supreme Court—Data for 1993-2002 include **discretionary advisory opinions**.
- Tennessee—Supreme Court—Data for 1994-2000 include **discretionary petitions** that were **granted**.
 —Court of Appeals—Data for 1994-2000 include **discretionary petitions** that were **granted**.
 —Court of Criminal Appeals—Data for 1994-2000 include **discretionary petitions** that were **granted**.

(continued on next page)

TABLE 13: Mandatory Caseload in State Appellate Courts, 1993-2002 (continued)

Utah—Supreme Court—Data for 1993-2002 include all **discretionary petitions**.

—Court of Appeals—Data for 1993-2002 include all **discretionary petitions**.

Washington—Supreme Court—Data for 1993-2002 include some **discretionary petitions**.

Wisconsin—Court of Appeals—Data for 1993-2002 include **discretionary interlocutory decisions**.

C: The following courts' data are both incomplete and overinclusive:

Arkansas—Supreme Court—Data for 1992-2001 include some **discretionary petitions**, but do not include **mandatory attorney disciplinary cases** and **mandatory advisory opinions**.

Idaho—Supreme Court—Data for 1994-2002 include **discretionary petitions** that were **granted**, but do not include **interlocutory decisions** or **advisory opinions**.

Maine—Supreme Judicial Court Sitting as Law Court—1992 and 1993 data include **discretionary petitions**, but do not include **mandatory disciplinary** and **advisory opinion** cases.

TABLE 14: Discretionary Petitions in State Appellate Courts, 1993-2002

State/Court name:	Number of filings and qualifying footnotes									
	1993	1994	1995	1996	1997	1998	1999	2000	2001	2002
States with one or more court of last resort and one intermediate appellate court										
ALASKA										
Supreme Court	226	199	200	185	200	238	187	194	192	157
Court of Appeals	50	51	51	48	59	43	45	34	36	35
ARIZONA										
Supreme Court	1,309	1,221	1,304	1,594	1,820	1,366	1,209	1,307	1,042	1,050
Court of Appeals	205	198	201	188	218	151	157	159	95	116
ARKANSAS										
Supreme Court	NA	NA	NA	NA	877	877	478	453	477	446
Court of Appeals	NJ	NJ	NJ	NJ	NJ	NJ	136	164	164	145
CALIFORNIA										
Supreme Court	5,810	6,758	6,299	6,808	7,563	8,627	8,265	9,039	8,860	8,894
Courts of Appeal	7,163	7,119	7,403	8,069	8,879	9,116	8,915	8,895	8,654	8,454
COLORADO										
Supreme Court	1,081	1,115	1,197	1,218	1,332	1,317	1,378	1,485	1,278	1,257
Appellate Court	NJ	NJ	NJ	NJ	NJ	NJ	NJ	NJ	NJ	NJ
CONNECTICUT										
Supreme Court	NA	120 *	274	363	453	472	365	394	442	499
Appellate Court	NA	59	NA	NA	NA	NA	NA	NA	NA	NA
FLORIDA										
Supreme Court	1,681	1,868	2,085	2,428	2,394	2,404	2,629	2,622	2,785	2,634
District Courts of Appeal	2,883	3,123	3,455	3,580	3,579	4,057	3,788	3,901	1,301	1,376
GEORGIA										
Supreme Court	1,179	1,246	1,399	1,257	1,362	1,226	1,148	1,210	1,214	1,190
Court of Appeals	925	611	419	483	479	455	434	420	413	435
HAWAII										
Supreme Court	48	38	23	32	86	92	78	79	70	67
Intermediate Ct. of Ap.	NJ	NJ	NJ	NJ	NJ	NJ	NJ	NJ	NJ	NJ
IDAHO										
Supreme Court	101	127	96	127	107	90	82	114	187	184
Court of Appeals	NJ	NJ	NJ	NJ	NJ	NJ	NJ	NJ	NJ	NJ
ILLINOIS										
Supreme Court	1,572	1,895	2,121	2,374	2,308	2,309	2,200	2,245	2,325	2,579
Appellate Court	NA	NA	NA	NA	NA	NA	NA	NA	NA	NA
IOWA										
Supreme Court	NA	NA	NA	NA	NA	NA	NA *	NA	NA	NA
Court of Appeals	NJ	NJ	NJ	NJ	NJ	NJ	NJ	NJ	NJ	NJ
KANSAS										
Supreme Court	508	525	566	604	786	1,019	981	1,087	879	883
Court of Appeals	NA	NA	NA	NA	NA	NA	NA	29	NA	NA
KENTUCKY										
Supreme Court	771	724	806	707	751	779	803	847	763	742
Court of Appeals	114	108	105	102	105	106	84	76	92	75

Number of dispositions and qualifying footnotes

<u>1993</u>	<u>1994</u>	<u>1995</u>	<u>1996</u>	<u>1997</u>	<u>1998</u>	<u>1999</u>	<u>2000</u>	<u>2001</u>	<u>2002</u>
241	212	199	176	206	215	199	179	166	177
52	56	56	51	66	48	38	30	38	36
1,237	1,220	1,354	1,555	1,500	1,175	1,287	1,196	1,170	1,091
177	180	260	193	205	172	163	139	101	111
NA	NA	NA	NA	799	424	487	448	475	436
NJ	NJ	NJ	NJ	NJ	NJ	140	161	164	138
5,775	6,783	6,554	6,524	7,406	8,219	8,599	8,868	9,036	8,781
7,216	7,290	7,531	8,146	NA	9,496	9,422	9,466	9,096	8,348
1,261 B	1,290 B	1,316 B	1,369 B	1,432 B	1,561 B	1,615 B	1,563 B	1,425 B	1,415 B
NJ	NA	NJ	NJ	NJ	NJ	NJ	NJ	NJ	NJ
NA	255	238	238	NA	260	216	426	475 B	539 B
NA	NA	NA	NA	NA	NA	NA	NA	NA	NA
1,676	1,931	2,017	2,448	2,238	2,365	2,422	2,417	2,809	2,838
2,703	2,745	3,326	3,352	3,221	3,475	4,402	3,784	NA	1,237
983	992	1,398	1,257	1,330	1,545	1,066	1,171	1,205	1,479
919	559	595	502	481	455	438	419	451	416
49	42	22	32	86	88	82	80	68	69
NJ	NJ	NJ	NJ	NJ	NJ	NJ	NJ	NJ	NJ
94	112	114	125	105	82	86	109	165	198
NJ	NJ	NJ	NJ	NJ	NJ	NJ	NJ	NJ	NJ
1,499	1,793	2,193	2,118	2,247	2,200	2,208	2,238	2,051	2,407
NA	NA	NA	NA	NA	NA	NA	NA	NA	NA
159 A	186 A	183 A	171	NA	NA	1,694 *	1,822 A	2,201	1,989
NJ	NJ	NJ	NJ	NJ	NJ	NJ	NJ	NJ	NJ
NA	NA	NA	NA	NA	NA	NA	NA	NA	NA
NA	NA	NA	NA	NA	NA	NA	NA	NA	NA
725	735	678	700	720	749	746	793	702	725
118	103	109	116	101	106	93	74	83	86

(continued on next page)

TABLE 14: Discretionary Petitions in State Appellate Courts, 1993-2002 (continued)

State/Court name:	Number of filings and qualifying footnotes									
	1993	1994	1995	1996	1997	1998	1999	2000	2001	2002
LOUISIANA										
Supreme Court	3,021	3,028	3,000	2,955	3,068	3,038	3,457	3,378	3,230	3,029
Courts of Appeal	4,773	5,084	5,373	5,426	6,134	6,375	6,901	6,127	5,926	5,956
MARYLAND										
Court of Appeals	765	688	772	745	683	707	702	741	700	721
Court of Spec. Appeals	332	350	509	378	436	428	392	324	441	568
MASSACHUSETTS										
Supreme Judicial Court	670 A	684 A	753 A	728 A	768 A	980 A	781 A	706	750	752
Appeals Court	996	1,016	988	945	NA	944	NA	768	751	741
MICHIGAN										
Supreme Court	2,747	3,182	3,172	2,768	2,844	2,426	2,242	2,154	2,262	2,271
Court of Appeals	2,845	2,668	2,768	3,325	3,407	3,469	3,517	3,367	3,028	3,047
MINNESOTA										
Supreme Court	733	774	785	743	741	680	656	622	691	674
Court of Appeals	66	76	51	65	51	65	35	116	100	91
MISSISSIPPI										
Supreme Court	69	60	84	NA	NA	NA	NA	NA	NA	302
Court of Appeals	NC	NC	NJ	NJ	NJ	NJ	NJ	NJ	NJ	NJ
MISSOURI										
Supreme Court	734	781	791	690	645	586	577	786	752	623
Court of Appeals	NJ	NJ	NJ	NJ	NJ	NJ	NJ	NJ	NJ	NJ
NEBRASKA										
Supreme Court	NA	192	347	240	282	374	306	247	209	328
Court of Appeals	NA	NA	NJ	NJ	NJ	NJ	NJ	NJ	NJ	NJ
NEW JERSEY										
Supreme Court	2,770	2,953	3,038	3,060	3,340	3,248	2,969	3,111	2,812	2,949
Appellate Div. of Super.	NA	0	0	0	0	0	0	0	0	0
NEWMEXICO										
Supreme Court	453	629	613	649	650	736	513	544	531	515
Court of Appeals	33	56	51	55	48	44	60	86	70	85
NORTH CAROLINA										
Supreme Court	341	489	471	502	544	547	609	577	634	662
Court of Appeals	361	390	428	462	523	582	633	676	762	768
OHIO										
Supreme Court	1,932	1,957	1,861	1,945	1,839	1,848	1,653	1,735	1,609	1,529
Court of Appeals	NJ	NJ	NJ	NJ	NJ	NJ	NJ	NJ	NJ	NJ
OKLAHOMA										
Supreme Court	507	512	578	507	436	502	502 *	502 *	502 *	502 *
Court of Appeals	NJ	NJ	NJ	NJ	NJ	NJ	NJ	NJ	NJ	NJ
Court of Criminal Appeals	NA	NA	NA	NA	NA	NA	NA	NA	NJ	NJ
OREGON										
Supreme Court	873	801	768	736	918	962	1,037	1,037	735	701
Court of Appeals	NJ	NJ	NJ	NJ	NJ	NJ	NJ	NJ	NJ	NJ
PUERTO RICO										
Supreme Court	NA	NA	1,038	393	627	1,047	1,002	1,120	1,138	1,029
Circuit Court of Appeals	NC	NC	1,076	1,200	2,042	2,276	2,121	2,416	3,890	2,349

Number of dispositions and qualifying footnotes

1993	1994	1995	1996	1997	1998	1999	2000	2001	2002
2,832	2,747	2,758	3,401	3,400	3,230	3,131	2,842	3,144	3,232
4,659	4,991	5,325	5,502	6,351	6,610	6,984	6,325	6,308	6,426
767	676	708	769	784	707	702	712	712	718
332	254	509	378	436	446	392	324	441	568
NA	689	734	728	768	794	781	422	667	633
996	1,016	988	945	NA	944	NA	768	751	741
2,516	2,733 B	2,799 B	2,898	2,736	2,987	2,568	2,300	2,357	2,052
NA	NA	NA	NA	NA	NA	3,476	3,699	NA	3,014
628	768	747	770	721	NA	573	666	80	83
53	75	54	65	51	54	33	118	90	98
38	60	73	297	NA	NA	NA	NA	238	289
NC	NC	NJ	NJ	NJ	NJ	NJ	NJ	NJ	NJ
712	769	776	668	522	581	603	764	760	616
NJ	NJ	NJ	NJ	NJ	NJ	NJ	NJ	NJ	NJ
NA	NA	NA	NA	NA	NA	327	377	259	311
NJ	NJ	NJ	NJ	NJ	NJ	NJ	NJ	NJ	NJ
2,806	2,858	2,958	3,070	3,311	3,343	2,808	3,084	2,901	3,009
NA	0	0	0	0	0	0	0	0	0
436	616	632	641	650	692	513	528	532	457
0	0	NA	NA	NA	NJ	NJ	NJ	NA	NA
317	464	470	443	556	500	616	632	635	601
307	379	376	401	459	523	563	597	690	715
1,700	1,861	1,698	1,831	1,759	1,663	1,565	1,603	1,543	1,365
NJ	NJ	NJ	NJ	NJ	NJ	NJ	NJ	NJ	NJ
652	545	592	384	431	502	502 *	502 *	502 *	502 *
NJ	NJ	NJ	NJ	NJ	NJ	NJ	NJ	NJ	NJ
NA	NA	NA	NA	NA	NA	NA	NJ	NJ	NJ
797	736	732	732	684	929	1,013	1,013	803	808
NJ	NJ	NJ	NJ	NJ	NJ	NJ	NJ	NJ	NJ
NA	NA	1,220	487	631	879	1,085	1,136	1,143	1,084
NC	NC	670	1,041	1,594	2,524	2,278	2,419	3,954	2,344

(continued on next page)

TABLE 14: Discretionary Petitions in State Appellate Courts, 1993-2002 (continued)

State/Court name:	Number of filings and qualifying footnotes									
	1993	1994	1995	1996	1997	1998	1999	2000	2001	2002
SOUTH CAROLINA										
Supreme Court	74	50	61	197	646 *	977	1,109	1,066	1,042	1,185
Court of Appeals	NJ	NJ	NJ	NJ	NJ	NJ	NJ	NJ	NJ	NJ
TEXAS										
Supreme Court	1,441	1,394	1,407	1,340	1,373	1,829	1,818	1,376	1,301	1,295
Court of Criminal Appeals	1,610	1,477	1,439	1,847	1,677	1,983	2,060	2,271	2,036	1,951
Courts of Appeal	NJ	NJ	NJ	NJ	NJ	NJ	NJ	NJ	NJ	NJ
UTAH										
Supreme Court	45	136	NA	NA	NA	NA	NA	NA	NA	NA
Court of Appeals	NA	NA	NA	NA	NA	NA	NA	NA	NA	NA
VIRGINIA										
Supreme Court	1,854	2,169	2,285	1,546	2,671	2,576	2,881	2,878	2,901	3,026
Court of Appeals	1,990	1,989	2,259	2,379	2,337	2,371	2,415	2,445	2,766	2,677
WASHINGTON										
Supreme Court	1,054 A	1,142 A	1,073 A	1,135 A	1,268 A	1,146 A	1,355 A	1,458 A	1,319 A	1,297 A
Court of Appeals	358	399	455	504	430	442	350	391	433	396
WISCONSIN										
Supreme Court	1,156	1,158	1,123	1,217	1,124	1,189	1,101	1,185	1,198	1,126
Court of Appeals	NA	NA	NA	NA	NA	NA	NA	NA	NA	NA
States with no intermediate appellate court										
DELAWARE										
Supreme Court	0	0	0	0	0	0	0	0	0	0
DISTRICT OF COLUMBIA										
Court of Appeals	21	18	16	28	23	25	26	45	55	54
MAINE										
Supreme Judicial Court	NA	NA	NA	NA	NA	NA	NA	257	192	178
MONTANA										
Supreme Court	138	111	67	101	NA	144	53	288	347	214
NEVADA										
Supreme Court	NJ	NJ	NJ	NJ	NJ	NJ	NJ	NJ	NJ	NJ
NEW HAMPSHIRE										
Supreme Court	864	880	892	850	915	839	826	834	766	813
NORTH DAKOTA										
Supreme Court	NA	25	26	28	15	20	12	16	22	23
RHODE ISLAND										
Supreme Court	288	297	285	268	210	212	191	163	312	415
SOUTH DAKOTA										
Supreme Court	40 A	57 A	67 A	53 A	56 A	54 A	62 A	42 A	58 A	74 A
VERMONT										
Supreme Court	27	23	35	20	24	25	29	27	26	16
WEST VIRGINIA										
Supreme Court of Appeals	2,113	2,442	2,691	3,099	3,114	3,415	3,539	3,029	2,650	2,653

Number of dispositions and qualifying footnotes

1993	1994	1995	1996	1997	1998	1999	2000	2001	2002
NA	NA	NA	NA	1,239	732	732	1,045	1,164	1,322
NJ	NJ	NJ	NJ	NJ	NJ	NJ	NJ	NJ	NJ
1,574	1,394	1,376	1,362	1,308	1,466	1,454	1,381	1,297	1,306
1,666	1,671	1,452	2,002	1,644	1,866	2,319	2,578	2,128	2,017
NJ	NJ	NJ	NJ	NJ	NJ	NJ	NJ	NJ	NJ
NA	NA	106	NA	NA	NA	NA	NA	NA	NA
NA	NA	NA	NA	NA	NA	NA	NA	NA	NA
1,446	1,763	2,260	2,382	2,619	2,769	2,810	2,797	3,007	2,992
2,491	2,184	2,505	2,460	2,306	2,303	2,458	2,554	2,320	2,691
1,058 A	1,145 A	1,044 A	1,076 A	1,180 A	1,236	1,259	1,332 A	1,535 A	1,253 A
374	368	385	460	499	464	386	340	458	413
888	991	1,008	1,181	1,142	1,177	1,128	1,170	1,192	1,148
NA	NA	NA	NA	NA	NA	NA	NA	NA	NA
0	0	0	0	0	0	0	0	0	0
46	21	13	22	26	19	37	44	52	57
NA	NA	NA	NA	NA	NA	NA	256	188	259
117	79	81	186	NA	128	106	252	322	198
NJ	NJ	NJ	NJ	NJ	NJ	NJ	NJ	NJ	NJ
662	793	875	857	907	767	826	717	1,014	939
NA	25	26	31	17	17	12	22	30	26
292	260	304	302	219	234	208	185	266	422
NA	NA	NA	NA	NA	NA	NA	NA	NA	NA
26	24	33	23	23	24	29	28	24	13
2,100	2,312	2,098	2,583	3,085	3,488	3,089 A	1,412 A	3,703 A	2,686

(continued on next page)

TABLE 14: Discretionary Petitions in State Appellate Courts, 1993-2002 (continued)

State/Court name:	Number of filings and qualifying footnotes									
	1993	1994	1995	1996	1997	1998	1999	2000	2001	2002
WYOMING										
Supreme Court	NJ	NJ	NJ	NJ	NJ	NJ	NJ	NJ	NJ	NJ
States with one court of last resort and two intermediate appellate courts										
ALABAMA										
Supreme Court	737	708	797	915	956	967	1,107	1,224	NA	1,130
Court of Civil Appeals	NJ	NJ	NJ	NJ	NJ	NJ	NJ	NJ	NJ	NJ
Court of Criminal Appeals	NJ	NJ	NJ	NJ	NJ	NJ	NJ	NJ	NJ	NJ
INDIANA										
Supreme Court	604	672	818	817	711	733	815	827	801	748
Court of Appeals	NA	NA	NA	NA	NA	NA	NA	NA	NA	NA
Tax Court	NJ	NJ	NJ	NJ	NJ	NJ	NJ	NJ	NJ	NJ
NEW YORK										
Court of Appeals	4,489	4,588	4,861	4,582	4,647	4,466	4,320	4,381	4,266	3,986
Appellate Div.	NA	NA	NA	NA	NA	NA	NA	NA	NA	NA
Appellate Terms	NA	NA	NA	NA	NA	NA	NA	NA	NA	NA
PENNSYLVANIA										
Supreme Court	2,734	2,695	3,009	2,870	2,890	3,113	3,496	2,884	2,767	2,701
Commonwealth Court	29	151	172	110	997	NA	NA	NA	NA	63
Superior Court	NJ	NJ	NJ	NJ	NJ	NJ	NJ	NJ	NJ	NJ
TENNESSEE										
Supreme Court	782	828	903	859	954	1,134	1,001	989	980	1,056
Court of Appeals	259	264	242	273	233	288	260	282	214	269
Court of Criminal Appeals	165	174	166	175	136	NA	107	86	126	133

COURT TYPE:

COLR = Court of last resort
 IAC = Intermediate appellate court

NOTE:

NA = Indicates that the data are unavailable.
 NC = Indicates that the court did not exist during that year.
 NJ = Indicates that the court does not have jurisdiction.

* Connecticut—Supreme Court—Discretionary petitions were counted differently starting in 1994.
 * Iowa—Supreme Court—Discretionary petitions were counted differently starting in 1999.
 * Oklahoma—Supreme Court and Court of Appeals—2002 data not available. The 1998 numbers are repeated in 1999, 2000, 2001, and 2002.

* South Carolina—Supreme Court—Discretionary petitions were counted differently in 1997.

QUALIFYING FOOTNOTES:

An absence of a qualifying footnote indicates that the data are complete.

A: The following courts' data are incomplete:

Iowa—Supreme Court—Disposed data for 1993-1995 and 2000 do not include some **discretionary original proceedings**.
 Massachusetts—Supreme Judicial Court—Filed data for 1992-1999 do not include certain cases filed in the "Single Justice" side of the court, in which a single justice was asked to allow a certain type of **interlocutory appeal** to proceed (which, if allowed, could be sent to either appellate court) or to allow an appeal from the denial of a motion for new trial in certain capital cases.
 South Dakota—Supreme Court—Filed data for 1993-2002 do not include **advisory opinions**.

Number of dispositions and qualifying footnotes

<u>1993</u>	<u>1994</u>	<u>1995</u>	<u>1996</u>	<u>1997</u>	<u>1998</u>	<u>1999</u>	<u>2000</u>	<u>2001</u>	<u>2002</u>
NJ	NJ	NJ	NJ	NJ	NJ	NJ	NJ	NJ	NJ
757	659	807	882	915	918	901	1,386	NA	1,193
NJ	NJ	NJ	NJ	NJ	NJ	NJ	NJ	NJ	NJ
NJ	NJ	NJ	NJ	NJ	NJ	NJ	NJ	NJ	NJ
592	641	723	813	752	742	805	904	748	796
74	87	NA	NA	NA	NA	NA	NA	NA	NA
NJ	NJ	NJ	NJ	NJ	NA	NA	NJ	NJ	NJ
4,792	4,303	4,872	4,796	4,572	4,532	4,321	4,256	4,314	4,076
NA	NA	NA	NA	NA	NA	NA	NA	NA	NA
NA	NA	NA	NA	NA	NA	NA	NA	NA	NA
2,459	3,340	2,850	2,724	2,943	2,798	3,709	2,996	2,693	2,763
NA	NA	NA	NA	1,065 A	NA	NA	NA	NA	NA
NJ	NJ	NJ	NJ	NJ	NJ	NJ	NJ	NJ	NJ
739	760	785	870	639	921	1,028	817	982	1,014
103	194	182	196	424	250	131	80	152	239
109	128	118	115	104	NA	101	74	88	126

Washington—Supreme Court—Data for 1993-2002 do not include some **discretionary** cases.

West Virginia—Supreme Court of Appeals—Disposition data for 1999-2001 are not complete.

B: The following courts' data are overinclusive:

Colorado—Supreme Court—Disposed data for 1993-2002 include **mandatory jurisdiction** cases.

Connecticut—Supreme Court—Disposed data for 2001 and 2002 include all **mandatory jurisdiction** cases.

Michigan—Supreme Court—Disposed data for 1994-1995 include all **mandatory jurisdiction** cases.

Nebraska—Supreme Court—Disposed data for 2002 include all **mandatory jurisdiction** cases.

TABLE 15: Felony Caseload in State Trial Courts of General Jurisdiction, 1993-2002

State/Court name:	Number of filings and qualifying footnotes									
	1993	1994	1995	1996	1997	1998	1999	2000	2001	2002
ALABAMA Circuit	38,773	37,695	40,219	42,551	43,596	47,869	43,340	34,707	35,451	36,173
ALASKA Superior	2,660	2,696	2,778	2,951	3,040	3,262	3,112	3,281	2,964	3,100
ARIZONA Superior	26,471 B	28,522 B	30,299 B	30,817 B	34,649 B	39,513 B	38,262 B	40,208 B	43,462 B	45,322 B
ARKANSAS Circuit	33,192 B	35,432 B	39,273 B	38,866 B	39,350 B	45,925 B	44,717 B	48,930 B	50,903 B	53,986 B
CALIFORNIA Superior	244,137 C	247,589 C	256,959 C	245,587 C	251,575 C	260,311 C	246,306 C	238,685 C	237,491 C	242,760 C
COLORADO District	22,068	23,478	26,852	29,994	32,457	38,419	37,144	35,767	36,859	19,146
CONNECTICUT Superior	3,610	3,848	3,829	3,614	3,377	3,074	3,279	33,745	33,762	36,286
DISTRICT OF COLUMBIA Superior	17,940	17,203	15,240	15,439	13,378	12,594	11,874	10,308	14,896 B	14,902 B
FLORIDA Circuit	168,066 B	177,457 B	187,207 B	197,230 B	199,658	191,067 A	196,986 A	193,845 A	198,822 A	179,757 A
GEORGIA Superior	63,696 B	64,206	66,648	66,375	73,011	74,872	73,476	73,897 B	74,326 C	84,980 C
HAWAII Circuit	4,049 B	4,085 B	4,449 B	4,257 B	4,705 B	5,029 B	4,360 B	4,294 B	4,561 B	4,724 B
IDAHO District	7,324	8,297	9,765	9,143	9,600	10,482	10,034	10,074	10,694	10,738
ILLINOIS Circuit	80,554 B	81,647	88,772	90,902	97,764	101,399	91,103	97,077	101,463	103,642
INDIANA Superior and Circuit	32,166 B	33,268 B	36,397 B	47,451 B	43,397 B	51,056 B	54,548 B	55,371 B	60,381 B	64,626 B
IOWA District	13,451	13,599	15,487	17,398	17,850	18,818	18,855	20,396	21,767	24,654
KANSAS District	13,229	14,423	15,267	17,150	17,831	17,653	19,007	17,234	16,876	17,437
KENTUCKY Circuit	19,478 B	17,844 B	18,739 B	19,128 B	20,102 B	20,752 B	21,770 B	22,041 B	22,934 B	24,788 B
LOUISIANA District	31,694	31,907	30,006	48,507	46,051	54,726	48,172	53,584	54,012	53,482
MAINE Superior	3,842	3,629	3,619	3,473	3,549	3,522	3,517	NA	NA	NA

(continued on next page)

TABLE 15: Felony Caseload in State Trial Courts of General Jurisdiction, 1993-2002 (continued)

State/Court name:	Number of filings and qualifying footnotes									
	1993	1994	1995	1996	1997	1998	1999	2000	2001	2002
MARYLAND Circuit	63,824 C	62,822 C	62,382 C	63,229 C	62,198 C	65,305 C	65,769 C	67,633 C	71,511 C	70,853 C
MASSACHUSETTS Superior Court	7,546	8,089	7,999	8,101	8,064	8,334	8,840	5,018	5,009	5,621
MINNESOTA District	17,385	18,183	18,456	18,927	20,272	21,555	21,420	22,262	24,448	27,785
MISSOURI Circuit	44,727 B	48,525 B	54,358 B	58,352 B	59,513 B	61,666 B	57,043 B	58,728 B	60,337 B	67,726 B
NEBRASKA District	5,139 B	5,376 B	5,833 B	6,238 B	6,733 B	7,276 B	7,103 B	7,642 B	7,786 B	8,678 B
NEVADA District	NA	NA	NA	NA	NA	NA	NA	10,284 A	9,950	9,856
NEW HAMPSHIRE Superior	7,442	6,114	6,036	6,302	6,406	6,031	6,701	6,680	7,914	7,902 A
NEW JERSEY Superior	47,958	47,228	46,652	46,437	48,208	49,807	49,075	46,000	51,225	53,295
NEWMEXICO District	9,017	9,971	11,165	12,900	12,855	13,617	14,628	15,581	17,522	17,125
NEW YORK Supreme and County	71,824 B	71,419 B	68,326 B	68,067 B	63,339 B	63,329 B	55,425 B	53,932 B	52,500 B	53,264 B
NORTH CAROLINA Superior	83,939	83,823	83,417	83,212	88,349	92,672	94,517	93,602	95,953	100,729
NORTH DAKOTA District	2,155	1,840	2,428	3,614	3,223	3,979	4,139	4,500	5,084	5,937
OHIO Court of Common Pleas	63,744	64,766	67,266	66,850	62,530	64,219	66,689	68,923	76,830	79,063
OKLAHOMA District	30,676 B	32,866 B	37,127 B	34,722 B	42,755 B	42,755 B	42,755 B	42,755 B	42,755 B	42,755 B
OREGON Circuit	27,333	30,725	33,457	30,797	33,719	39,587 B	37,459 B	35,727 B	35,712 B	36,411 B
PENNSYLVANIA Court of Common Pleas	139,672 B	139,985 B	143,588 B	144,251 B	149,123 B	155,460 B	155,089 B	162,414 B	167,773 B	173,141 B
PUERTO RICO Court of First Instance	33,002	37,779	35,719 B	35,473 B	33,073 B	37,870 B	37,183 B	35,327 B	36,906 B	39,333 B
RHODE ISLAND Superior	5,772	5,682	6,045	6,149	5,698	5,703	4,945	5,551	5,594	5,621

(continued on next page)

TABLE 15: Felony Caseload in State Trial Courts of General Jurisdiction, 1993-2002 (continued)

State/Court name:	Number of filings and qualifying footnotes									
	1993	1994	1995	1996	1997	1998	1999	2000	2001	2002
SOUTH DAKOTA Circuit	4,435	4,573	5,124	5,087	5,440	5,079	4,662	5,049	4,826	5,631
TENNESSEE Circuit, Criminal, and Chancery	57,778 B	61,147 B	54,974 B	80,059 B	59,385	62,515	61,871	62,076	63,152	55,501 A
TEXAS District	148,960	144,092	130,966	130,703	137,138	140,375	135,764	148,347	145,143	160,525
UTAH District*	17,671 B	11,450 B	15,510 B	20,842 B	18,238 B	21,213 B	21,704 B	17,665 B	16,415 B	17,269 B
VERMONT District Superior	2,716 0	2,842 1	3,018 1	3,010 1	3,435 0	3,368 2	3,311 1	3,447 0	3,243 2	3,654 1
VIRGINIA Circuit	75,867	77,104	81,328	81,819	88,269	95,806	96,584	105,909	108,164	112,107
WASHINGTON Superior	28,032	28,728	32,296	31,035	34,103	37,592	37,995	39,694	41,387	41,908
WEST VIRGINIA Circuit	4,308 B	4,604 B	4,167 B	4,424 B	4,819 B	4,744 B	4,751 B	4,349 B	5,042 B	4,871 B
WISCONSIN Circuit	18,613 A	18,777 A	24,246	28,388	29,117	28,236	26,440	28,390	30,069	30,564
WYOMING District†	1,638 A	1,733 A	1,789 A	1,835 A	1,983 A	1,993 A	1,449 A	1,963	1,963	1,963

States that do not appear were unable to provide data.
NA = Data were unavailable or not comparable.

Wyoming—District Court—**Felony** data for 1996 do not include cases from two counties. For 1993-1995 and 1997-1999, one county did not report.

QUALIFYING FOOTNOTES:

The absence of a qualifying footnote indicates that data are complete.

† 1997 data for Oklahoma are repeated for 1998-2002 since data were not available. 2000 data for Wyoming are repeated for 2001-2002 since data were not available. 2002 data for Pennsylvania are preliminary.

A: The following courts' data are incomplete:

- Florida—Circuit Court—**Felony** data for 1998-2002 do not include partial data from several courts.
- Nevada—District Court—**Felony** data for 2000 do not include partial data from several courts.
- New Hampshire—Superior Court—**Felony** data for 2002 do not include juvenile re-entries.
- Tennessee—Circuit, Criminal, and Chancery Court—**Felony** data for 2002 does not include data from one county.
- Wisconsin—Circuit Court—**Felony** data for 1992-1994 do not include some cases reported with unclassified criminal.

B: The following courts' data are overinclusive:

- Arizona—Superior Court—**Felony** data for 1993-2002 include **DWI/DUI** cases.
- Arkansas—Circuit Court—**Felony** data for 1993-2002 include some **DWI/DUI** cases.
- District of Columbia—Superior Court—**Felony** data for 2001-2002 include **preliminary hearing** and **grand jury** cases.
- Florida—Circuit Court—**Felony** data for 1993-1996 include **misde-meanor**, **DWI/DUI**, and **miscellaneous criminal** cases.
- Georgia—Superior Court—**Felony** data for 1993, 2000, and 2002 include **criminal appeals**.
- Hawaii—Circuit Court—**Felony** data for 1993-2002 include **misde-meanor** cases.
- Illinois—Circuit Court—**Felony** data for 1993 include **preliminary hearings** for courts "downstate."

(continued on next page)

TABLE 15: Felony Caseload in State Trial Courts of General Jurisdiction, 1993-2002 (continued)

Indiana—Superior and Circuit Courts—**Felony** data for 1993-2002 include **DWI/DUI** cases.

Kentucky—Circuit Court—**Felony** data for 1993-2002 include **misde-meanor** and **DWI/DUI** cases.

Missouri—Circuit Court—**Felony** data for 1993-2002 include some **DWI/DUI** cases.

Nebraska—District Court—**Felony** data for 1993-2002 include **misde-meanor**, **DWI/DUI**, and **miscellaneous criminal** cases.

New York—Supreme and County Courts—**Felony** data for 1993-2002 include **DWI/DUI** cases.

Oklahoma—District Court—**Felony** data for 1993-1997 include some **miscellaneous criminal** cases.

Oregon—Circuit Court—**Felony** data for 1998-2002 include some **DWI/DUI** cases.

Pennsylvania—Court of Common Pleas—**Felony** data for 1993-2002 include **misde-meanor**, **DWI/DUI**, and some **criminal appeals** cases.

Puerto Rico—Court of First Instance—**Felony** data for 1995-2002 include **domestic violence** cases.

Tennessee—Circuit, Criminal, and Chancery Court—**Felony** data for 1993-1996 include **misde-meanor** and some **criminal appeals** cases.

Utah—District Court—**Felony** data for 1993 include some **misde-meanor**, some **DWI/DUI** and **criminal appeals** cases, and some **postconviction remedy** and **sentence review only proceedings**. 1994 and 1995 data include **criminal appeals** and some **postconviction remedy** and **sentence review only proceedings**. 1996 and 1997 data include some **postconviction remedy** and **sentence review only proceedings**. 1998-2002 data include **sentence review only proceedings**.

West Virginia—Circuit Court—**Felony** data for 1993-2002 include **DWI/DUI** cases.

C: The following courts' data are incomplete and overinclusive:

California—Superior Court—**Felony** data for 1993 include **DWI/DUI** cases, but do not include partial data from 14 courts. Data for 1994 and 1996 include **DWI/DUI** cases, but do not include partial data from three courts. Data for 1995 include **DWI/DUI** cases, but do not include data from two courts. Data for 1997 include **DWI/DUI** cases, but do not include partial data from five courts. Data for 1998 include **DWI/DUI** cases, but do not include partial data from six courts. Data for 1999 -2002 include **DWI/DUI** cases, but do not include partial year data from several courts.

Georgia—Superior Court—**Felony** data for 2001 include **criminal ap-peals** data, but do not include data from one circuit.

Maryland—Circuit Court—**Felony** data for 1993-2002 include some **misde-meanor** cases, but do not include some cases.

* Additional court information:

Utah—District Court—The Circuit Courts in Utah were abolished as of July 1, 1996 and their caseload absorbed into the District Court. Data for prior years were merged for comparability.

TABLE 16: Tort Caseload in State Trial Courts of General Jurisdiction, 1993-2002

State/Court name:	Number of filings and qualifying footnotes									
	1993	1994	1995	1996	1997	1998	1999	2000	2001	2002
ALABAMA Circuit	11,512 B	10,893 B	12,254 B	16,658 B	13,202 B	13,112 B	12,124	11,644	11,791	12,073
ALASKA Superior	935	875	1,024	1,005	1,048	1,026	986	926	1,105	1,077
ARIZONA Superior*	12,940	22,815	13,776	15,116	14,934	15,006	13,480	12,250	11,853	12,246
ARKANSAS Circuit	5,228	5,298	5,254	5,180	4,586	4,331	4,252	4,401	4,834	5,293
CALIFORNIA Superior	90,734 A	83,561 A	79,592 A	77,480 A	70,099 A	68,402 A	69,801 A	71,141 A	77,205 A	81,787 A
COLORADO District	5,001	4,977	4,731	4,763	4,994	4,984	4,882	5,106	4,957	5,286
CONNECTICUT Superior	15,947	15,642	17,932	19,211	19,903	20,036	18,887	18,506	17,562	17,398
FLORIDA Circuit	43,536	43,045	46,025	46,239	47,996	45,886	47,045 A	49,284 A	47,339 A	39,937
HAWAII Circuit	2,941 A	2,517 A	2,934 A	2,468 A	2,205 A	2,105 A	1,824	1,712	1,696	1,682
IDAHO District	1,115	1,221	1,176	1,423	1,479	1,391	1,600	1,474	1,617	1,492
INDIANA Superior and Circuit	9,452	12,066	13,366	13,032	13,033	12,412	12,665	13,902	12,685	13,369
KANSAS District	4,395	4,282	5,082	5,641	6,194	6,358	5,762	5,464	4,853	4,850
MAINE Superior	1,615	1,740	1,819	1,657	1,572	1,386	1,271	1,253	1,162	1,113
MARYLAND Circuit	14,989 A	14,485 A	15,427 A	15,540 A	15,517 A	14,769 A	13,458 A	11,631 A	11,050 A	11,897 A
MASSACHUSETTS Superior Court	NA	13,774	13,854	12,982	12,299	11,602	11,127	8,003	8,808	8,269
MICHIGAN Circuit	35,450	39,538	30,372	52,270	24,891	23,800	22,509	22,243	22,623	21,382
MINNESOTA District	6,861	6,751	6,919	6,887	7,312	6,748	6,088	5,552	5,916	5,892
MISSISSIPPI Circuit†	NA	NA	NA	NA	6,045	6,054	5,488	5,488	5,488	6,525
Chancery†	NA	NA	NA	NA	383	452	215	215	215	215

(continued on next page)

TABLE 16: Tort Caseload in State Trial Courts of General Jurisdiction, 1993-2002 (continued)

State/Court name:	Number of filings and qualifying footnotes									
	1993	1994	1995	1996	1997	1998	1999	2000	2001	2002
MISSOURI Circuit	17,883	16,960	17,506	19,495	19,344	20,757	18,953	19,061	18,627	19,385
NEVADA District	6,788	7,486	7,873	8,906	9,177	8,590	7,532	7,477 A	7,301	7,359
NEW HAMPSHIRE Superior	NA	NA	NA	NA	NA	2,063 A	1,969 A	1,922 A	1,971 A	1,910 A
NEW JERSEY Superior	63,776 A	63,538 A	60,234 A	57,627 A	57,955 A	82,817	79,142	74,472	69,484	71,692
NEW MEXICO District	5,759	4,842	5,159	5,437	5,364	4,940	5,247	4,851	3,381	3,800
NEW YORK Supreme and County	71,113	75,298	81,265	84,126	82,514	81,794	80,863	78,323	80,593	82,013
NORTH CAROLINA Superior	9,754	9,739	10,256	10,536	10,588	10,683	10,098	9,977	9,456	9,456
NORTH DAKOTA District	525	535	685	531	563	717	638	619	562	614
OHIO Court of Common Pleas	31,229	31,181	33,371	36,896	50,472	31,298	31,873	30,197	32,111	33,091
OREGON Circuit*	7,473	8,184	8,639	8,713	8,305	7,558	7,313	6,774	7,265	7,475
PUERTO RICO Court of First Instance*	8,948	9,803	10,236 A	10,024 A	10,311 A	10,788 A	9,834 A	9,950 A	10,211 A	10,279 A
RHODE ISLAND Superior	NA	NA	NA	3,923	3,537	3,495	3,496	3,409	3,516	3,415
TENNESSEE Circuit, Criminal, and Chancery	12,106	12,221	13,726	14,054	14,481	13,873	12,186	11,891	12,523	12,166
TEXAS District	47,586	48,631	51,544	46,493	42,954	40,385	35,668	34,224	33,545	34,690
UTAH District	1,804 B	1,928 B	2,058 B	1,686	1,827	1,849	2,386	2,303	2,200	2,165
WASHINGTON Superior	11,856	11,950	12,850	12,776	12,552	12,290	11,674	11,277	10,849	11,483
WISCONSIN Circuit†	9,043	9,583	10,559	6,285	8,495	8,725	8,283	7,713	7,947	7,947
WYOMING District†	553 A	530 A	505 A	611 A	605 A	536 A	420 A	493	493	493

(continued on next page)

TABLE 16: Tort Caseload in State Trial Courts of General Jurisdiction, 1993-2002 (continued)

States that do not appear were unable to provide data.
 NA = Data were unavailable or not comparable.

QUALIFYING FOOTNOTES:

The absence of a qualifying footnote indicates that data are complete.

† 1999 data for Mississippi Circuit Court are repeated for 2000 and 2001 since data were not available. 1999 data for Mississippi Chancery Court are repeated for 2000-2002 since data were not available. 2000 data for Wyoming are repeated for 2001 and 2002 since data were not available. 2001 data for Wisconsin Circuit Court are repeated for 2002 since data were not available.

A: The following courts' data are incomplete:

California—Superior Court—**Tort** data do not include **medical malpractice** and **product liability** cases. Data for 1993 also do not include partial data from fourteen courts. Data for 1994 and 1996 also do not include partial data from three courts. Data for 1995 also do not include partial data from two courts. Data for 1997 also do not include partial data for five courts. Data for 1998 also do not include partial data for six courts. Data for 1999 - 2002 also do not include partial data from several courts. In 2001, data for 1993-1999 were updated using additional data from California.

Florida—Circuit Court—**Tort** data for 1999 do not include partial data from one county. **Tort** data for 2000 and 2001 do not include partial data from several courts.

Hawaii—Circuit Court—**Tort** data for 1993-1998 do not include a small number of District Court transfers reported with other civil cases.

Maryland—Circuit Court—**Tort** data for 1993-2002 do not include some cases reported with unclassified civil cases.

Nevada—District Court—**Tort** data for 2000 do not include partial data from several courts.

New Hampshire—Superior Court—**Tort** data for 1998-2002 do not include some cases reported with unclassified civil cases.

New Jersey—Superior Court—**Tort** data for 1993-1997 do not include some cases reported with unclassified civil cases.

Puerto Rico—Court of First Instance—**Tort** data for 1995-2002 do not include cases from the Municipal Division.

Wyoming—District Court—**Tort** data for 1992 and 1996 do not include cases from two counties. For 1993-1995 and 1997-1999, one county did not report tort data.

B: The following courts' data are overinclusive:

Alabama—Circuit Court—**Tort** data for 1993-1998 include some **postconviction remedy proceedings**.

Utah—District Court—**Tort** data for 1993-1995 include de novo **appeals** from the Justice Court.

* Additional court information:

Arizona—Superior Court—Tort reform legislation caused the tort caseload to increase dramatically in 1994.

Oregon—Circuit Court—The District Courts in Oregon were abolished as of January 15, 1998 and their caseload absorbed into the Circuit Court. Data for prior years were merged for comparability.

Puerto Rico—Court of First Instance—The Judicial Reform Act of 1994 consolidated the Superior, District, and Municipal Courts into one Court of First Instance effective 1995. Tort data for 1993-1994 were combined for all three courts to ensure comparability across the ten-year trend.

Appendix 1: *Methodology*

Methodology

Court Statistics Project: Goals and Organization

The Court Statistics Project of the National Center for State Courts compiles and reports comparable court caseload data from the 50 states, the District of Columbia, and Puerto Rico. Project publications and technical assistance encourage greater uniformity in how individual state courts and state court administrative offices collect and publish caseload information. Progress toward these goals should result in more meaningful and useful caseload information for judges, court managers, and court administrators.

The *State Court Caseload Statistics: Annual Report* series is a cooperative effort of the Conference of State Court Administrators (COSCA) and the National Center for State Courts (NCSC). Responsibility for project management and staffing is assumed by the NCSC's Court Statistics Project. COSCA, through its Court Statistics Committee, provides policy guidance and review. The Court Statistics Committee includes members of COSCA and representatives of state court administrative office senior staff, the National Conference of Appellate Court Clerks, the National Association for Court Management, and the academic community. Preparation of the 2002 caseload report was funded by an ongoing grant from the Bureau of Justice Statistics (2003-BJ-CX-K103) to the NCSC.

In addition to preparing publications, the Court Statistics Project responds to thousands of requests for information and assistance each year. These requests come from a variety of sources, including state court administrative offices, local courts, individual judges, federal and state agencies, legislators, the media, academic researchers, students, and NCSC staff.

Evolution of the Court Statistics Project

During the Court Statistics Project's original data compilation efforts, the *State of the Art* and *State Court Caseload Statistics: 1975 Annual Report*, classification problems arose from the multitude of categories and terms used by the states to report their caseloads. This suggested the need for a model annual report and a statistical dictionary of terms for court usage.

The *State Court Model Statistical Dictionary* provided the first set of common terminology, definitions, and usage for reporting appellate and trial court caseloads. Terms for reporting data on case disposition methods were provided in the *Dictionary* and in other project publications. The classification scheme and associated definitions served as a model framework for developing comparable and useful data. A second edition of the *State Court Model Statistical Dictionary* was published in 1989, consolidating and revising the original 1980 version and the 1984 *Supplement*.

Once a set of recommended terms was adopted, the project's focus shifted to assessing the comparability of caseload data reported by the courts to those terms. It became particularly important to detail the subject matter jurisdiction and methods of counting cases in each state court. Problems related to categorizing and counting cases in the trial and appellate courts were resolved through the development of the *1984 State Trial Court Jurisdiction Guide for Statistical Reporting* and the *1984 State Appellate Court Jurisdiction Guide for Statistical Reporting*. The introduction to the 1981 report detailed the impact of the *Trial Court Jurisdiction Guide* on the Court Statistics Project data collection and the introduction to the 1984 report described the effect of the *Appellate Court Jurisdiction Guide*.

The *State Court Guide to Statistical Reporting, 2003* represents the Court Statistics Project's new data reporting format. Building upon the *State Court Model Statistical Dictionary*, the *Guide* includes expanded case type classification matrices, definitions for case types that were not included in the original *Dictionary*, and more detailed manner of disposition categories. The *Guide* serves as the model reporting framework for developing comparable and useful data.

The *State Court Organization* series, updated for 1998, serves as a valuable complement to the *Report* series. *State Court Organization 1998* is a reference book that describes in great depth the structure, organization, and management of the state trial and appellate courts.

Sources of Data

Information for the national caseload databases comes from published and unpublished sources supplied by state court administrators and appellate court clerks. Published data typically come from official state court annual reports, which vary widely in form and detail. Although constituting the most reliable and valid data available at the state level, they arrive from statistical data filed monthly, quarterly, or annually by numerous local jurisdictions and, in most states, several trial and appellate court systems. Moreover, these caseload statistics are primarily collected to assist states in managing their own systems and are not prepared specifically for inclusion in the COSCA/NCSC caseload statistics report series.

Some states either do not publish an annual report or publish only limited caseload statistics for either trial or appellate courts. The Court Statistics Project receives unpublished data from those states in a wide range of forms, including internal management memos, computer-generated

output, and the project's statistical and jurisdictional profiles, which are updated by state court administrative office staff.

Extensive telephone contact and follow-up correspondence are used to collect missing data, confirm the accuracy of available data, and determine the legal jurisdiction of each court. Information is also collected concerning the number of judges per court or court system (from annual reports, offices of state court administrators, and appellate court clerks); the state population (based on Bureau of the Census revised estimates); and special characteristics regarding subject matter jurisdiction and court structure. Appendix 2 lists the source of each state's 2002 caseload statistics.

Data Collection Procedures

The following outline summarizes the major tasks involved in compiling the 2002 caseload data reported in this volume:

A. The 2002 state reports were evaluated to note changes in the categories and terminology used for data reporting, changes in the range of available data, and changes in the state's court organization or jurisdiction. This entailed a direct comparison of the 2002 material with the contents of individual states' 2001 annual reports. Project staff used a copy of each state's 2001 trial and appellate court statistical spreadsheets, trial and appellate court jurisdiction guides, and the state court structure chart as worksheets for gathering the 2002 data. Use of the previous year's spreadsheets provides the data collector with a reference point to identify and replicate the logic used in the data collection and ensures consistency over time in the report series. The caseload data were entered onto the 2002 spreadsheets. Caseload terminology is defined by the *State Court Guide to Statistical Reporting, 2003*.

B. Caseload numbers were screened for significant changes from the previous year. A record that documents and, where possible, explains such changes is maintained. This process serves as another reliability check by identifying statutory, organizational, or procedural changes that potentially had an effect on the size of the reported court caseload.

C. The data were then transferred from the handwritten copy to computer databases that are created as Excel spreadsheets. Mathematical formulas are embedded in each spreadsheet to compute the caseload totals. Linked spreadsheets contain the information on the number of judges, court jurisdiction, and state population needed to generate caseload tables for the 2002 report.

D. After the data were entered and checked for entry errors and internal consistency, individual spreadsheets were generated for the

appellate and trial courts using Excel software. The spreadsheet relates the total for each model reporting category to the category or categories the state used to report its caseload numbers.

E. Trial and appellate court spreadsheets for all 50 states, the District of Columbia, and Puerto Rico are sent directly to the states' administrative offices of the courts and/or the appellate court clerks' offices for verification. This step in the data collection process (which began with the 1989 report) provides further assurance of data accuracy and often yields the bonus of additional caseload data or improved information on the content and accuracy of the data.

F. The final databases are stored in SPSS and Excel at the NCSC. The annual CSP databases are also archived with the Inter-University Consortium for Political and Social Research (ICPSR) at the University of Michigan.

Ongoing Data Collection

Four basic types of data elements are collected by the Court Statistics Project: (1) trial court caseload statistics, (2) trial court jurisdictional/organizational information, (3) appellate court caseload, and (4) appellate court jurisdictional/organizational information.

For trial courts, emphasis is placed on reporting the total number of civil, domestic relations, criminal, juvenile, and traffic/other violation cases according to the model reporting format. Each of these major case types can be reduced to more specific caseload categories. For example, civil cases consist of tort, contract, real property rights, small claims, mental health, and estate cases, as well as trial court civil appeals and appeals of administrative agency cases. In some instances, these case types can be further refined; for example, tort cases can be divided into automobile tort, intentional tort, medical and legal malpractice, premises liability, product liability, and slander/libel/defamation cases..

Currently, only filing and disposition numbers are entered into the database for each case type. Data on pending cases were routinely collected by the project staff until serious comparability problems were identified when compiling the 1984 report. Some courts provide data that include active cases only; others include active and inactive cases. The COSCA Court Statistics Committee recommended that the collection of pending caseload be deferred until a study determines whether and how data can be made comparable across states.

The trial court jurisdictional profile collects an assortment of information relevant to the organization and jurisdiction of each trial court system.

Before the use of Excel spreadsheets for reporting statistical data, the main purpose of the profile was to translate the terminology used by the states when reporting statistical information into generic terms recommended by the *State Court Model Statistical Dictionary, 1989*. Each court's spreadsheet captures the state's terminology, and the jurisdiction guide format has been streamlined. The jurisdictional profile currently collects information on number of courts, number of judges, methods of counting cases, availability of jury trials, and dollar amount jurisdiction of the court.

There are also statistical spreadsheets and jurisdiction guides for each state appellate court. Two major case types are used on the statistical spreadsheet: mandatory cases that the court must hear on the merits as appeals of right and discretionary petition cases that the court decides whether to accept and then reach a decision on the merits. The statistical spreadsheet also contains the number of petitions granted if it can be determined. Mandatory and discretionary petitions are further differentiated by whether the case is a review of a final trial court judgment or some other matter, such as a request for interlocutory or postconviction relief. When possible, the statistics are classified according to subject matter, chiefly civil, criminal, juvenile, disciplinary, or administrative agency.

The appellate court jurisdiction guide contains information about each court, including number of court locations, number of justices/judges, number of legal support personnel, point at which appeals are counted as cases, procedures used to review discretionary petitions, and use of panels.

Supplementary Data Collection

The Court Statistics Project supplements its ongoing, general data collection efforts by collecting manner of disposition data from the states' general jurisdiction courts. All of the states, the District of Columbia, and Puerto Rico were contacted and asked to supply manner of disposition data to the project. Disposition statistics from these courts present a picture of the way cases are disposed in state trial courts nationally. They are useful in comparing court backlogs, case management systems, and the impact of specialized programs such as arbitration and mediation.

Several obstacles hinder the achievement of comprehensive national statistics on manner of disposition for court cases. First, some states do not collect any disposition data. Second, other states define disposition categories differently, so information may not be comparable. For example, many states have a different definition of what a bench trial is and what is considered a hearing before a judge. States with a very high bench trial rate are using a more liberal definition of what

constitutes a bench trial. Third, the mix of cases included in disposition totals may vary. For example, some states report contested and uncontested divorce cases together, while others do not. Also, differences in subject matter jurisdiction, court structure, and units for counting cases will affect the use of manner of disposition statistics.

Completeness

States vary in their ability to report comprehensive and complete manner of disposition data. For example, in criminal cases, Arizona and Maryland reported only trial dispositions while Louisiana provided the number of criminal cases disposed by jury trials only.

Comparability

Comparability is possible when states count trials similarly, use similar methods for counting cases, and report information for a similar range of case types. The point at which a state counts a jury trial varies widely. The table below shows the relative use of alternative trial definitions.

The definitional differences for trials explain some of the variation in trial rates. Generally, most states providing data define a trial in a way that inflates the number of cases disposed at trial.

Definitions	Number of states which use definition for criminal	Number of states which use definition for civil
A) A jury trial is counted when a jury is selected, empaneled, or sworn. A nonjury trial is counted when evidence is first introduced or first witness is sworn.	36	35
B) A jury trial is counted at introduction or swearing of first witness. A nonjury trial is counted when evidence is first introduced or swearing of first witness.	2	2
C) A jury trial is counted at verdict or decision.	14	15

On the criminal side, courts vary in the point at which they count a case as initially filed. Most states count a criminal case as filed at the information or indictment, although some use the arraignment. Courts also differ in case unit of count. As shown on the opposite page, states differ on whether they count charges, defendants, or indictments.

Definitions for unit of count—Criminal	Number of states
Single Defendant/Single Charge	3
Single Defendant/Single Incident	30
Single Defendant/Single Incident (maximum number of charges)	0
Single Defendant/One or More Incidents	6
Single Defendant/Varies with Prosecutor	3
One or More Defendants/Single Incident	4
One or More Defendants/One or More Incidents	5
One or More Defendants/Varies with Prosecutor	0
Varies with Prosecutor/Varies with Prosecutor	1

Definition of point of count—Criminal	Number of states
At the filing of the Information or Indictment	34
At the filing of the Information or Complaint	6
At the filing of Complaint (Warrant/Accusation)	5
At the Arraignment (First Appearance)	5
Varies (at filing of the complaint, information, indictment)	2

Footnotes

Footnotes indicate the degree to which a court’s statistics conform to the Court Statistics Project’s reporting categories defined in the *State Court Guide to Statistical Reporting, 2003*. Footnoted caseload statistics are either overinclusive in that they contain case types other than those defined for the term in the *Guide* or underinclusive in that some case types defined for the term in the *Guide* are not included. It is possible for a caseload statistic to contain inapplicable case types while also omitting those which are applicable, making the total or subtotal simultaneously overinclusive and underinclusive.

The 2002 report uses a simplified system of footnotes. An “A” footnote indicates that the caseload statistic for a statewide court system does not include some of the recommended case types; a “B” footnote indicates that the statistic includes some extraneous case types; a “C” footnote indicates that the data are both incomplete and overinclusive. The text of the footnote explains for each court system how the caseload data differ from the reporting category recommended in the *State Court Guide to Statistical Reporting, 2003*. Caseload statistics that are not qualified by a footnote conform to the *Guide*’s definition.

Case filings and dispositions are also affected by the unit and method of count used by the states, differing subject matter and dollar amount jurisdiction, and

different court system structures. Most of these differences are described in the figures found in this volume and are summarized in the court structure chart for each state. The most important differences are reported in summary form in the main caseload tables.

Variations in Reporting Periods

As indicated in Figure A, most states report data by calendar year, others by fiscal year, and a few appellate courts by court term. Therefore, the 12-month period covered in this report is not the same for all courts.

This report reflects court organization and jurisdiction in 2002. Since 1975, new courts have been created at both the appellate and trial level, additional courts report data to the Court Statistics Project, and courts may have merged and/or changed counting or reporting methods. The dollar amount limits of civil jurisdiction in many trial courts also vary. Care is therefore required when comparing 2002 data to previous years. The trend analysis used in this report offers a model for undertaking such comparisons.

Final Note

Comments, corrections, suggestions, and requests for information can be sent to:

Director, Court Statistics Project
National Center for State Courts
300 Newport Avenue
Williamsburg, VA 23185-4147

Phone: (800) 616-6109
Fax: (757) 564-2098

www.ncsconline.org/D_Research/csp/CSPFORM.HTM

Appendix 2: *Sources of 2002*

State Court Caseload Statistics

Sources of 2002 State Court Caseload Statistics

State	Courts of Last Resort	Intermediate Appellate	General Jurisdiction	Limited Jurisdiction
Alabama	Data provided by the Clerk of the Court.	Data provided by the clerks of these courts.	Data provided by the Administrative Office of the Courts.	Data provided by the Administrative Office of the Courts.
Alaska	Alaska Court System 2002 Annual Report.	Alaska Court System 2002 Annual Report.	Alaska Court System 2002 Annual Report.	Alaska Court System 2002 Annual Report.
Arizona	2002 Data Book, Volume 1-Appellate/General Jurisdiction. www.supreme.state.az.us	2002 Data Book, Volume 1-Appellate/General Jurisdiction. www.supreme.state.az.us	2002 Data Book, Volume 1-Appellate/General Jurisdiction. www.supreme.state.az.us	2002 Data Book, Volume 2-Limited Jurisdiction. www.supreme.state.az.us
Arkansas	Data provided by the Administrative Office of the Courts.	Data provided by the Administrative Office of the Courts.	Data provided by the Administrative Office of the Courts.	Data provided by the Administrative Office of the Courts.
California	Data provided by the Administrative Office of the Courts.	Data provided by the Administrative Office of the Courts.	Data provided by the Administrative Office of the Court.	Data provided by the Administrative Office of the Court.
Colorado	Colorado Judicial Branch FY2002 Annual Statistical Report www.courts.state.co.us	Colorado Judicial Branch FY2002 Annual Statistical Report www.courts.state.co.us	Colorado Judicial Branch FY 2002 Annual Statistical Report www.courts.state.co.us	Colorado Judicial Branch FY 2002 Annual Statistical Report www.courts.state.co.us
Connecticut	Data provided by the Appellate Court Clerk.	Data provided by the Appellate Court Clerk.	Data provided by the Office of the Chief Court Administrator.	Data provided by the Office of the Chief Court Administrator.
Delaware	2002 Statistical Report of the Delaware Judiciary www.courts.state.de.us	-----	2002 Statistical Report of the Delaware Judiciary www.courts.state.de.us	2002 Statistical Report of the Delaware Judiciary www.courts.state.de.us
District of Columbia	Data provided by the Office of the Clerk.	-----	District of Columbia Courts Annual Report, 2002.	-----
Florida	Data provided by the Office of the State Court Administrator.	Data provided by the Office of the State Court Administrator.	Florida's Trial Courts FY2001-2002 Statistical Reference Guide	Florida's Trial Courts FY2001-2002 Statistical Reference Guide
Georgia	Data provided by the Clerk of the Supreme Court.	Data provided by the Clerk of the Court of Appeals.	Data provided by the State Court Administrator.	Data provided by the State Court Administrator.
Hawaii	The Judiciary State of Hawaii: 2002 Statistical Supplement www.courts.state.hi.us	The Judiciary State of Hawaii: 2002 Statistical Supplement www.courts.state.hi.us	The Judiciary State of Hawaii: 2002 Statistical Supplement www.courts.state.hi.us	The Judiciary State of Hawaii: 2002 Statistical Supplement www.courts.state.hi.us
Idaho	Data provided by the Office of the Court Administrator.	Data provided by the Office of the Court Administrator.	Data provided by the Office of Trial Court Services and Information Systems.	Data provided by the Office of Trial Court Services and Information Systems.
Illinois	Data provided by the Clerk of the Supreme Court	Annual Report of the Illinois Courts: Statistical Summary 2002	Annual Report of the Illinois Courts: Statistical Summary 2002	-----
Indiana	Indiana Supreme Court Annual Activity Report July 1, 2001-June 30, 2002 www.in.gov/judiciary	Indiana Court of Appeals 2002 Annual Report. Data also provided by the Tax Court Administrator. www.in.gov/judiciary	Data provided the the Supreme Court Division of State Court Administration	Data provided the the Supreme Court Division of State Court Administration

Sources of 2002 State Court Caseload Statistics

State	Courts of Last Resort	Intermediate Appellate	General Jurisdiction	Limited Jurisdiction
Iowa	Data provided by the Clerk of the Appellate Court.	Data provided by the Clerk of the Appellate Court.	Data provided by the State Court Administrator.	-----
Kansas	Annual Report of the Courts of Kansas: FY 2002.	Annual Report of the Courts of Kansas: FY 2002.	Annual Report of the Courts of Kansas: FY 2002.	Annual Report of the Kansas Municipal Courts: FY 2002.
Kentucky	Data provided by the Clerk of the Supreme Court.	Data provided by the Clerk of the Court of Appeals.	Data provided by the Administrative Office of the Courts.	Data provided by the Administrative Office of the Courts.
Louisiana	Annual Report 2002 of the Judicial Council of the Supreme Court.	Data provided by the Judicial Administrator.	Data provided by the Judicial Administrator.	Data provided by the Judicial Administrator.
Maine	Data provided by the Administrative Office of the Courts.	-----	Data provided by the Administrative Office of the Courts.	Data provided by the Administrative Office of the Courts.
Maryland	Data provided by Office of the Court Administrator.	Data provided by Office of the Court Administrator.	Data provided by Office of the Court Administrator.	Data provided by Office of the Court Administrator.
Massachusetts	Data provided by the Clerk of the Supreme Court.	Data provided by the Clerk of the Appeals Court.	www.state.ma.us/courts	www.state.ma.us/courts
Michigan	Data provided by the Clerk of the Supreme Court.	Data provided by the Clerk of the Court of Appeals.	www.courts.michigan.gov	www.courts.michigan.gov
Minnesota	Data provided by the State Court Administrator.	Data provided by the State Court Administrator.	Data provided by the State Court Administrator.	-----
Mississippi	Data provided by the Appellate Court Clerk.	Data provided by the Appellate Court Clerk.	Data provided by the Administrative Office of the Courts.	Data provided by the Administrative Office of the Courts.
Missouri	Missouri Judicial Report Supplement, FY 2002.	Missouri Judicial Report Supplement, FY 2002.	Missouri Judicial Report Supplement, FY 2002.	Missouri Judicial Report Supplement, FY 2002.
Montana	Data provided by the State Court Administrator.	-----	2002 Annual Report www.lawlibrary.state.mt.us www.dli.state.mt.us	2002 Annual Report www.lawlibrary.state.mt.us
Nebraska	The Courts of Nebraska 2002 Annual Caseload Report.	The Courts of Nebraska 2002 Annual Caseload Report.	The Courts of Nebraska 2002 Annual Caseload Report.	The Courts of Nebraska 2002 Annual Caseload Report.
Nevada	Data provided by the Clerk of the Supreme Court.	-----	Data provided by the Administrative Office of the Courts.	Data provided by the Administrative Office of the Courts.
New Hampshire	Data provided by the Clerk of the Supreme Court.	-----	Data provided by the Director, Administrative Office of the Courts.	Data provided by the Director, Administrative Office of the Courts.
New Jersey	Data provided by the Clerk of the Supreme Court.	Data provided by the Clerk of the Appellate Court.	Data provided by the Administrative Office of the Courts.	Data provided by the Administrative Office of the Courts.
New Mexico	Data provided by the Clerk of the Supreme Court.	Data provided by the Clerk of the Court of Appeals.	Data provided by the Judicial Information Division.	Data provided by the Judicial Information Division.

State	Courts of Last Resort	Intermediate Appellate	General Jurisdiction	Limited Jurisdiction
New York	2001 Annual Report of the Clerk of Court, Court of Appeals of the State of New York. Additional data were provided by the Clerk.	Data provided by the Office of Court Administration.	Data were provided by the Chief Administrator of Courts.	Data were provided by the Chief Administrator of Courts.
North Carolina	2001-02 North Carolina Courts Statistical and Operational Summary. www.nccourts.org	2001-02 North Carolina Courts Statistical and Operational Summary. www.nccourts.org	Data provided by the Administrative Office of the Courts.	Data provided by the Administrative Office of the Courts.
North Dakota	Data provided by the Clerk.	-----	Data provided by the Administrative Office of the Courts.	North Dakota Courts Annual Report, 2002. www.court.nd.us
Ohio	The Ohio Courts Summary, 2002	The Ohio Courts Summary, 2002	The Ohio Courts Summary, 2002	The Ohio Courts Summary, 2002
Oklahoma	Court of Criminal Appeals data provided by the Communications Administrator. Supreme Court data not available.	Data not available.	Data not available.	Data not available.
Oregon	Data provided by the Clerk of the Supreme Court.	Data provided by the Clerk of Court of Appeals.	Data provided by the State Court Administrator.	Data provided by the State Court Administrator.
Pennsylvania	Data provided by the Clerk of the Supreme Court.	Data provided by the clerks of these courts.	Data provided by the State Court Administrator.	Data provided by the State Court Administrator.
Puerto Rico	Data provided by the Office of Courts Administration.	Data provided by the Office of Courts Administration.	Data provided by the Administrative Director of Courts.	-----
Rhode Island	Data provided by the Clerk of the Supreme Court.	-----	Data provided by the Administrative Office of the Courts.	Data provided by the Administrative Office of the Courts.
South Carolina	Data provided by the Clerk of the Supreme Court.	Data provided by the Clerk of the Court of Appeals.	Data provided by the Office of South Carolina Court Administration.	Data provided by the Office of South Carolina Court Administration. Magistrate Court and Municipal Court data not available.
South Dakota	South Dakota Courts, The State of the Judiciary and FY 2002 Annual Report.	-----	FY 2002 Annual Report of South Dakota Unified Judicial System. Additional data provided by the Administrative Office of the Court.	-----
Tennessee	Annual Report of the Tennessee Judiciary, 2002.	Annual Report of the Tennessee Judiciary, 2002.	Annual Report of the Tennessee Judiciary, 2002. Data also provided by the Clerks of Probate Court.	Annual Juvenile Court Statistical Report, 2002. Additional data provided by the Administrative Office of the Courts.

Sources of 2002 State Court Caseload Statistics

State	Courts of Last Resort	Intermediate Appellate	General Jurisdiction	Limited Jurisdiction
Texas	Annual Report of the Texas Judicial System, FY 2002.	Annual Report of the Texas Judicial System, FY 2002.	Annual Report of the Texas Judicial System, FY 2002.	Annual Report of the Texas Judicial System, FY 2002.
Utah	2003 Annual Report to the Community. www.utcourts.gov	2003 Annual Report to the Community. www.utcourts.gov	www.utcourts.gov	www.utcourts.gov
Vermont	www.vermontjudiciary.org	-----	www.vermontjudiciary.org	www.vermontjudiciary.org
Virginia	Virginia 2002 State of the Judiciary Report. www.courts.state.va.us	Virginia 2002 State of the Judiciary Report. www.courts.state.va.us	Virginia 2002 State of the Judiciary Report. www.courts.state.va.us	Virginia 2002 State of the Judiciary Report. www.courts.state.va.us
Washington	www.courts.wa.gov	www.courts.wa.gov	Data provided by the Office of the Administrator for the Courts.	Data provided by the Office of the Administrator for the Courts.
West Virginia	Data provided by the Clerk of the Supreme Court.	-----	Data provided by the Administrative Office of the Courts.	Data provided by the Administrative Office of the Courts.
Wisconsin	Data provided by the Clerk of Court.	Data provided by the Clerk of Court.	www.courts.state.wi.us	www.courts.state.wi.us
Wyoming	Data not available for 2002.	-----	Data not available for 2002.	Data not available for 2002.

Appendix 3: *State Populations*

State Populations

Resident Population, 2002

State or territory	Population (in thousands)		
	2002 Juvenile	2002 Adult	2002 Total
Alabama	1,135	3,351	4,487
Alaska	196	448	644
Arizona	1,451	4,005	5,456
Arkansas	688	2,022	2,710
California	9,587	25,529	35,116
Colorado	1,154	3,353	4,507
Connecticut	855	2,606	3,461
Delaware	200	607	807
District of Columbia	115	456	571
Florida	3,811	12,903	16,713
Georgia	2,268	6,292	8,560
Hawaii	304	941	1,245
Idaho	382	959	1,341
Illinois	3,289	9,312	12,601
Indiana	1,595	4,564	6,159
Iowa	737	2,200	2,937
Kansas	720	1,996	2,716
Kentucky	1,006	3,086	4,093
Louisiana	1,224	3,259	4,483
Maine	305	989	1,294
Maryland	1,397	4,061	5,458
Massachusetts	1,517	4,912	6,428
Michigan	2,623	7,427	10,050
Minnesota	1,315	3,705	5,020
Mississippi	784	2,088	2,872
Missouri	1,447	4,226	5,673
Montana	232	678	909
Nebraska	455	1,274	1,729
Nevada	556	1,617	2,173
New Hampshire	319	956	1,275
New Jersey	2,130	6,460	8,590
New Mexico	519	1,336	1,855
New York	4,732	14,426	19,158
North Carolina	2,030	6,290	8,320
North Dakota	159	476	634
Ohio	2,901	8,520	11,421
Oklahoma	905	2,589	3,494
Oregon	870	2,652	3,522
Pennsylvania	2,936	9,399	12,335
Puerto Rico	1,076	2,784	3,859

State Populations

Resident Population, 2002 (continued)

State or territory	Population (in thousands)		
	2002 Juvenile	2002 Adult	2002 Total
Rhode Island	252	817	1,070
South Carolina	1,035	3,072	4,107
South Dakota	204	557	761
Tennessee	1,426	4,371	5,797
Texas	6,142	15,638	21,780
Utah	746	1,570	2,316
Vermont	149	467	617
Virginia	1,794	5,499	7,294
Washington	1,560	4,509	6,069
West Virginia	402	1,400	1,802
Wisconsin	1,388	4,054	5,441
Wyoming	130	369	499

Source: U.S. Bureau of the Census, 2003.

Total State Population for Trend Tables, 1993-2002

State or territory	Population (in thousands)									
	1993	1994	1995	1996	1997	1998	1999	2000	2001	2002
Alabama	4,187	4,219	4,253	4,273	4,319	4,352	4,370	4,447	4,464	4,487
Alaska	599	606	603	607	609	614	620	627	635	644
Arizona	3,936	4,075	4,218	4,428	4,555	4,668	4,778	5,131	5,307	5,456
Arkansas	2,424	2,453	2,484	2,510	2,523	2,539	2,551	2,673	2,692	2,710
California	31,211	31,431	31,590	31,878	32,268	32,666	33,145	33,872	34,501	35,116
Colorado	3,566	3,656	3,746	3,823	3,893	3,971	4,056	4,301	4,418	4,507
Connecticut	3,277	3,275	3,275	3,274	3,270	3,274	3,282	3,406	3,425	3,461
Delaware	700	707	717	725	732	744	753	784	796	807
District of Columbia	578	570	555	543	529	523	519	572	572	571
Florida	13,679	13,953	14,165	14,400	14,654	14,916	15,111	15,982	16,397	16,713
Georgia	6,917	7,055	7,201	7,353	7,486	7,642	7,788	8,186	8,384	8,560
Hawaii	1,172	1,178	1,187	1,184	1,187	1,193	1,185	1,212	1,224	1,245
Idaho	1,099	1,133	1,163	1,189	1,210	1,229	1,252	1,294	1,321	1,341
Illinois	11,697	11,751	11,830	11,847	11,896	12,045	12,128	12,419	12,482	12,601
Indiana	5,713	5,752	5,803	5,841	5,864	5,899	5,943	6,080	6,115	6,159
Iowa	2,814	2,829	2,842	2,852	2,852	2,862	2,870	2,926	2,923	2,937
Kansas	2,531	2,554	2,566	2,572	2,595	2,629	2,654	2,688	2,695	2,716
Kentucky	3,789	3,827	3,861	3,884	3,908	3,936	3,961	4,042	4,066	4,093
Louisiana	4,295	4,315	4,342	4,351	4,352	4,369	4,372	4,469	4,465	4,483
Maine	1,239	1,241	1,241	1,243	1,242	1,245	1,253	1,275	1,287	1,294
Maryland	4,965	5,006	5,042	5,072	5,094	5,135	5,171	5,296	5,375	5,458
Massachusetts	6,012	6,041	6,074	6,092	6,118	6,147	6,175	6,349	6,379	6,428
Michigan	9,478	9,496	9,549	9,594	9,774	9,818	9,864	9,938	9,991	10,050
Minnesota	4,517	4,567	4,609	4,658	4,686	4,725	4,776	4,920	4,972	5,020
Mississippi	2,643	2,669	2,697	2,716	2,731	2,752	2,769	2,845	2,858	2,872
Missouri	5,234	5,278	5,324	5,359	5,402	5,439	5,468	5,595	5,630	5,673
Montana	839	856	870	879	879	880	883	902	904	909
Nebraska	1,607	1,623	1,637	1,652	1,657	1,663	1,666	1,711	1,713	1,729
Nevada	1,389	1,457	1,531	1,603	1,677	1,747	1,809	1,998	2,106	2,173
New Hampshire	1,125	1,137	1,148	1,162	1,173	1,185	1,201	1,236	1,259	1,275
New Jersey	7,879	7,903	7,946	7,988	8,053	8,115	8,143	8,414	8,484	8,590
New Mexico	1,616	1,653	1,685	1,713	1,730	1,737	1,740	1,819	1,829	1,855
New York	18,197	18,169	18,136	18,185	18,137	18,176	18,197	18,976	19,011	19,158
North Carolina	6,945	7,070	7,195	7,323	7,425	7,547	7,651	8,049	8,186	8,320
North Dakota	635	638	641	645	641	639	634	642	634	634
Ohio	11,091	11,102	11,151	11,173	11,186	11,209	11,257	11,353	11,374	11,421
Oklahoma	3,231	3,258	3,278	3,301	3,317	3,347	3,358	3,451	3,460	3,494
Oregon	3,032	3,086	3,141	3,204	3,243	3,282	3,316	3,421	3,473	3,522
Pennsylvania	12,048	12,053	12,072	12,056	12,020	12,002	11,994	12,281	12,287	12,335
Puerto Rico	3,622	3,686	3,719	3,733	3,806	3,857	3,890	3,809	3,857	3,859
Rhode Island	1,000	997	990	990	987	989	991	1,048	1,059	1,070
South Carolina	3,643	3,664	3,673	3,699	3,760	3,836	3,886	4,012	4,063	4,107
South Dakota	715	721	729	732	738	738	733	755	757	761
Tennessee	5,099	5,175	5,256	5,320	5,368	5,430	5,484	5,689	5,740	5,797
Texas	18,031	18,378	18,724	19,128	19,439	19,759	20,044	20,852	21,325	21,780
Utah	1,860	1,908	1,952	2,000	2,059	2,099	2,130	2,233	2,270	2,316
Vermont	576	581	585	589	589	591	593	609	613	617
Virginia	6,491	6,552	6,619	6,675	6,734	6,792	6,873	7,079	7,188	7,294
Washington	5,255	5,343	5,431	5,533	5,610	5,689	5,756	5,894	5,988	6,069
West Virginia	1,820	1,822	1,828	1,826	1,816	1,811	1,807	1,808	1,802	1,802
Wisconsin	5,038	5,081	5,123	5,160	5,170	5,223	5,250	5,364	5,402	5,441
Wyoming	470	476	480	481	480	481	480	494	494	499
TOTAL	257,904	264,026	266,477	269,018	271,442	274,156	276,578	285,231	288,654	292,228

Source: U.S. Bureau of the Census, 2003.

State Court Organization 1998

The Bureau of Justice Statistics and the National Center for State Courts announce *State Court Organization, 1998*. Copies are available from the National Criminal Justice Reference Service and also on the Internet at <http://www.ojp.usdoj.gov/bjs/abstract/sco98.htm>. The newest edition covers most of the topics included in the 1993 edition and several new topics as well. Notable additions are tables on court automation, specialized courts, the administrative authority of presiding trial court judges, and the processing of domestic violence cases. A table of contents appears below:

- 1. Courts and Judges**
 - 1 Appellate Courts in the United States
 - 2 Number of Appellate Court Justices
 - 3 Trial Courts and Trial Court Judges of the United States
- 2. Judicial Selection and Service**
 - 4 Selection of Appellate Court Judges
 - 5 Terms of Appellate Court Judges
 - 6 Qualifications to Serve as an Appellate Court Judge
 - 7 Selection and Terms of Trial Court Judges
 - 8 Qualifications to Serve as a Trial Court Judge
 - 9 Judicial Nominating Commissions
 - 10 Provisions for Mandatory Judicial Education
 - 11 Judicial Performance Evaluation
 - 12 Judicial Discipline: Investigating and Adjudicating Bodies
- 3. The Judicial Branch: Governance, Funding, and Administration**
 - 13 Governance of the Judicial Branch
 - 14 The Rule Making Authority of Courts of Last Resort by Specific Areas
 - 15 Judicial Councils and Conferences: Composition and Function
 - 16 Judicial Compensation Commissions
 - 17 Preparation and Submission of the Judicial Branch Budget
 - 18 Sources of Trial Court Funding and Staffing by Selected Expenditure Items
 - 19 Appellate Court Responsibilities and Staffing by Function
 - 20 Administrative Office of the Courts: Trial Court Responsibilities and Staffing by Function
 - 21 Court Automation
- 4. Appellate Courts: Jurisdiction, Staffing, and Procedures**
 - 22 Mandatory and Discretionary Jurisdiction of Appellate Courts
 - 23 Structure of Panels Reviewing Discretionary Petitions
 - 24 Clerks of Appellate Courts: Numbers and Method of Selection
 - 25 Provisions of Law Clerks to Appellate Court Judges
 - 26 Expediting Procedures in Appellate Courts
 - 27 Special Calendars in Appellate Courts
 - 28 Limitations on Oral Argument in Appellate Courts
- 5. Trial Courts: Administration, Procedures, Specialized Jurisdiction**
 - 29 Type of Court Hearing Administrative Agency Appeals
 - 30 Authority of Administrative Judges
 - 31 Trial Court Clerks
 - 32 Trial Court Administrators
 - 33 Specialized Court Jurisdiction: Drug Courts
 - 34 Specialized Court Jurisdiction: Family Courts
 - 35 Provisions for Processing Domestic Violence Cases
 - 36 Tribal Courts
 - 37 Media Coverage of Trial and Appellate Courts
 - 38 The Defense of Insanity: Standards and Procedures
- 6. The Jury**
 - 39 Trial Juries: Qualifications and Source Lists for Juror Service
 - 40 Trial Juries: Exemptions, Excusals, and Fees
 - 41 Trial Juries: Who Conducts Voir Dire and the Allocation of Peremptory Challenges
 - 42 Trial Juries: Size and Verdict Rules
 - 43 Grand Juries: Composition and Functions
- 7. The Sentencing Context**
 - 44 Sentencing Statutes: Key Definitions and Provisions for Sentence Enhancement
 - 45 Jurisdiction for Adjudication and Sentencing of Felony Cases
 - 46 Sentencing Procedures in Capital and Non-Capital Felony Cases
 - 47 The Availability of Intermediate Sanctions
 - 48 Active Sentencing Commissions/Sentencing Guideline Systems
 - 49 Collateral Consequences of a Felony Conviction
 - 50 Good Time Accumulation and Parole
- 8. Court Structure Charts**

State Court Organization, 1998, the fourth in a series initiated in 1980, is a joint effort by the Bureau of Justice Statistics, the Conference of State Court Administrators, and the National Center for State Courts.

THE NATIONAL
CENTER
FOR STATE
COURTS



WILLIAMSBURG, VA

300 Newport Avenue
Williamsburg, VA 23185-4147

DENVER, CO

1331 17th St., Ste. 402
Denver, CO 80202-1554

ARLINGTON, VA

2425 Wilson Blvd., Ste. 350
Arlington, VA 22201

Association Services

(800) 616-6165

Consulting

(800) 466-3063

Education

(800) 616-6206

Government Relations

(800) 532-0204

Information

(800) 616-6164

International Programs

(800) 797-2545

Publications

(888) 228-6272

Research

(800) 616-6109

Technology

(888) 846-6746

The National Center for State Courts is an independent, nonprofit, tax-exempt organization in accordance with Section 501(c)(3) of the Internal Revenue code. To find out about supporting the work and mission of The National Center, contact The National Center's Development Office at 1-800-616-6110, or development@ncsc.dni.us.